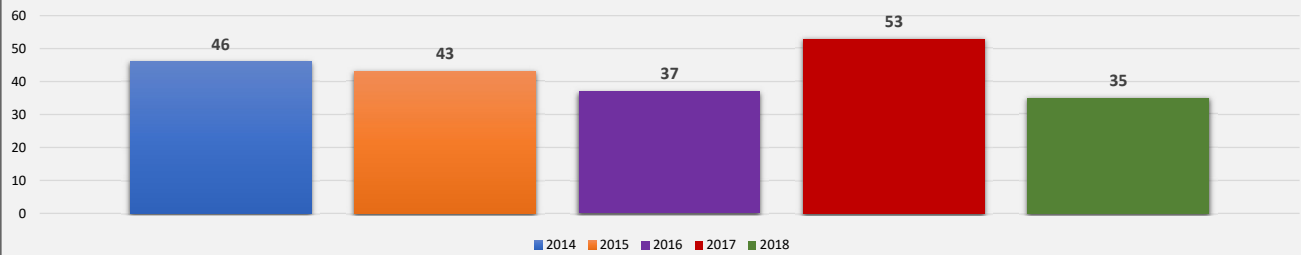




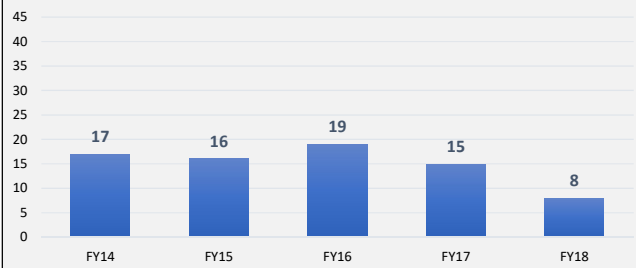
## STAFF VACANCIES

July 1, 2013 - March 31, 2018

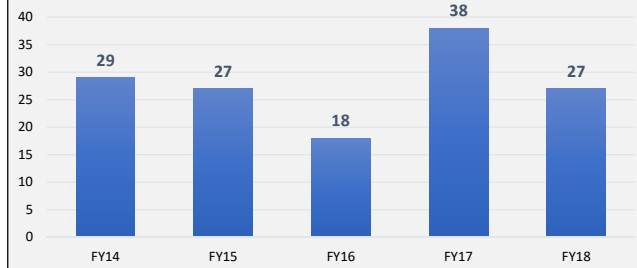
**Total Number of Departures (by Fiscal Year)**  
**214 Vacancies since FY14**



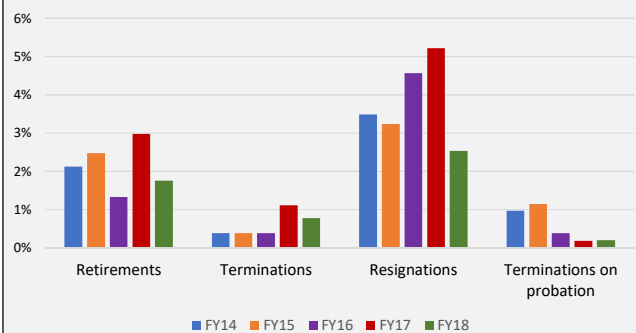
**Total Non-Uniform Departures/Vacancies**



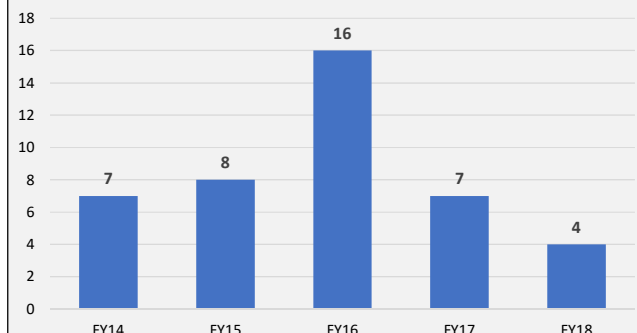
**Total Uniformed Departures/Vacancies**



**Departure By Reason**



**Competitive Promotions**



All Staff:

Fiscal Year	# vacated	Total # employees	% vacated
FY14	46	517	8.90%
FY15	43	526	8.17%
FY16	37	526	7.03%
FY17	53	537	9.87%
<b>FY18</b>	<b>35</b>	<b>513</b>	<b>6.82%</b>

Uniformed Staff Only:

Fiscal Year	# Uniformed positions vacated	Approved Uniformed Positions	% Uniformed Officers Vacated
FY14	29	329	8.81%
FY15	27	333	8.11%
FY16	18	336	5.36%
FY17	38	348	10.92%
<b>FY18</b>	<b>27</b>	<b>348</b>	<b>7.76%</b>

**\* Uniformed Staff includes:**

Correctional Officer Captain  
 Correctional Officer LT  
 Correctional Officer Sergeant  
 Correctional Officer III Corporal  
 Corr Dietary Officer  
 Corr Dietary Supervisor