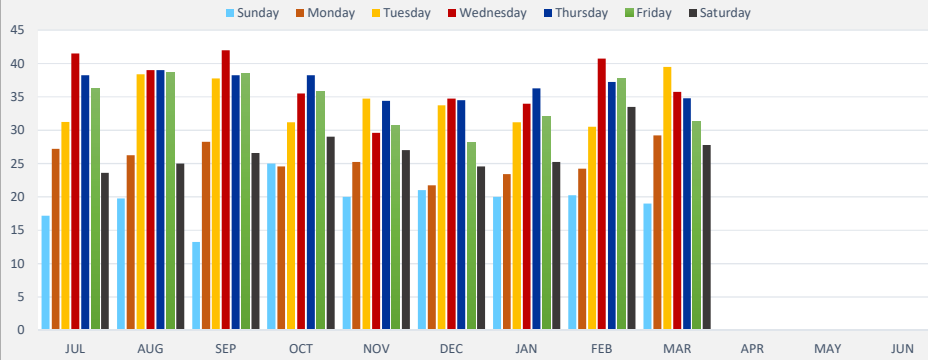




## CENTRAL PROCESSING UNIT (CPU) INTAKES PER DAY OF WEEK

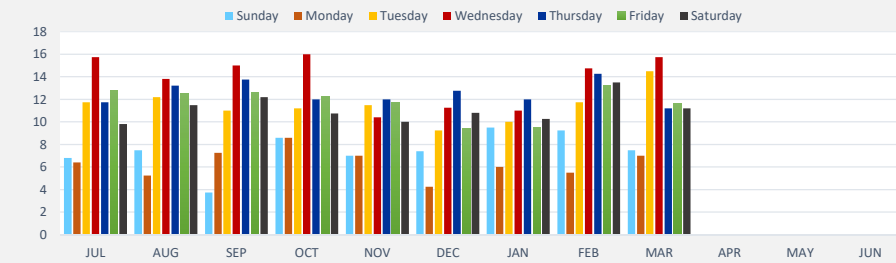
### Fiscal Year 2018: July 1, 2017 - June 30, 2018

#### Average Number of Intakes Processed By Day of Week (All Shifts)

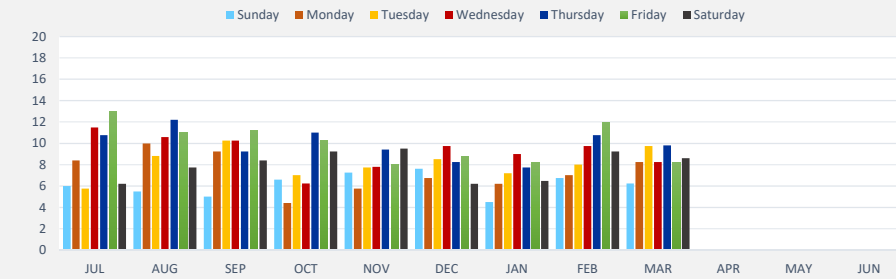


#### BREAKDOWN BY SHIFT

#### Average Number of Intakes Processed SHIFT 1 (11PM-7AM)



#### Average Number of Intakes Processed SHIFT 2 (7AM-3PM)



#### Average Number of Intakes Processed SHIFT 3 (3PM-11PM)

