

Have Your PETS *ready* in 3 Steps

- 1 **Make a Plan**
- 2 **Prepare a Pet Go-Kit**
- 3 **Update your Pet's Identification**

Important Links

Check out the links below for more information on emergency preparedness.

Montgomery County Resources www.montgomerycountymd.gov/OEMHS/plan/petpreparedness.html
FEMA Ready.gov www.ready.gov/caring-animals
Humane Society of the United States www.hsus.org/disaster
American Society for the Prevention of Cruelty to Animals www.asPCA.org/pet-care/disaster-preparedness



Montgomery County's Animal Response Team (CART)

CART is an outreach and education program dedicated to helping people prepare themselves and their pets for an emergency.

During large-scale emergencies, CART volunteers may establish and operate an emergency pet shelter in conjunction with a human shelter. In Montgomery County, pet shelters will be located as close as possible to selected human shelters. Pet owners who are staying at the human shelter must visit and care for their pet during its stay at the pet shelter.





CART is operated through the cooperation of the Montgomery County OEMHS, the Montgomery County Police Department Animal Services Division, the American Red Cross, the Montgomery County Humane Society and the Humane Society of the United States, among others.

If you are interested in becoming a CART volunteer—and you have animal handling and disaster preparation/response experience—please contact CART@montgomerycountymd.gov. You can help with:

- Emergency animal sheltering
- Outreach events, such as the County Fair and Preparedness Month activities
- Educating the public through speeches and disseminating materials
- Animal sheltering exercises and other training

For more information on CART visit:

www.montgomerycountymd.gov/OEMHS/plan/petpreparedness.html

Montgomery County OnDemand		
	Follow us on Twitter to receive tips & updates from Montgomery County OEMHS	www.twitter.com/ReadyMontgomery
	Keywords: Montgomery County Government	www.facebook.com/pages/Montgomery-County-MD-Office-of-Emergency-Management-Homeland-Security
	Video by Montgomery County Government	www.youtube.com/user/montgomerycountymd
	Alert Montgomery Register to receive emergency alerts	https://alert.montgomerycountymd.gov

For more information on Emergency Preparedness if you do not have access to a computer, contact 311 or 240-777-0311 (TTY 240-777-3556).

During emergencies, listen to your radio for Emergency Broadcast System information on WTOP (FM-103.5) and WMAL (AM-630).




ARE YOU READY?



Pet Preparedness

Get Ready in
3 Easy Steps!



Prepared by the
**Montgomery County Office of
Emergency Management and Homeland Security**
www.MontgomeryCountyMD.gov/OEMHS

1 Make a Plan

During emergencies, you may have to evacuate or stay put with your pets. Make a plan to reduce stress for both you and your pets.

If you must evacuate, you will need to take your pets with you or arrange for someone to take care of them. Shelters established during an emergency may not accept pets or will separate humans and pets into different facilities. Exotic pets may not be accepted into any shelter.

Evacuating your Pet

Options for sheltering your pets:

- Arrange for family or friends who are familiar with your pets and who live outside of the affected area to shelter your pets
- Identify animal-friendly hotels/motels outside of the affected area that will accept you and your pets
- Talk with your local veterinarian, boarding kennel, or grooming facility to see if they can offer safe shelter for your pets during an emergency
- Contact 311 about pet sheltering during emergencies

Other preparations include the following:

- Create a Pet Go-Kit for each pet
- Practice evacuation plans to familiarize your pets with the assembly and securing process to reduce resistance to commands or restraints used during an emergency
- Know your pets' hiding places so you can easily find them during an emergency
- Be aware that stressed pets may behave differently than normal and aggression or abnormal behavior may occur. For cats and birds, use kennels or cages. Also be advised that panicked pets may try to flee
- When you leave, put a note on your front door to let rescue workers know that you and your pets got out safely

If You Cannot Get Home to Your Pets

- Identify a trusted person to care for or pick up your pets in your absence
- Put up-to-date stickers on the main entrances of your home to alert rescue workers to the number and types of pets inside. Free Rescue Alert stickers can be ordered from the ASPCA (see “Important Links”)
- Keep your pet’s collar/harness, leash, kennel, cage, and Pet Go-Kit in a place where they can be easily found



Important Contact Information for Your Pets

Create a list of contacts before an emergency. Consider local and out-of-area resources. Keep a copy of this contact list by your phone.

Local Veterinarian
Alternate Veterinarian
Emergency Pet Contact
Local Boarding Facility
Boarding Facility (30-90 miles from your home)
Pet-Friendly Hotels (30-90 miles from your home)
Local Animal Shelter

2 Make a Pet Go-Kit

Include pet supplies in your own Emergency Supply Kit—gather basic supplies that you and your pets need to survive in your home or in a shelter for at least 72 hours. These include the following:

- Pet food or special dietary needs and feed bowl
- Containers of clean water
- Medications and a pet first-aid kit
- Portable crate or carrier
- Muzzle, collar, and leash
- Cotton sheet to place over the carrier to help keep your pet calm
- Comforting toys or treats
- Litter, litter pan, scoop, and/or other required sanitation items
- Blankets, can openers, trash bags, newspapers, containers
- A current color photograph of you and your pet together (in case you are separated)
- Copies of your pet's medical records, including rabies vaccination status
- Proof of identification and ownership (microchip information)
- Physical description of your pets

3 Update Your Pet's ID

Dogs and cats should wear a collar or harness with their rabies tag, pet license tag, and identification tag at all times. Identification tags should include your name, address, and phone number, as well as the phone number of an emergency contact. Talk to your veterinarian about micro-chipping your pet. A properly registered microchip enables positive identification if you and your pet are separated.



This document was prepared under a grant from FEMA's Grants Programs Directorate, U.S. Department of Homeland Security. Points of view or opinions expressed in this document are those of the authors and do not necessarily represent the official position or policies of FEMA's Grants Programs Directorate or the U.S. Department of Homeland Security.