



Food Systems Resilience

APPROVED FY24 BUDGET

\$1,118,131

FULL TIME EQUIVALENTS

3.00

 HEATHER BOIS BRUSKIN, DIRECTOR

MISSION STATEMENT





The mission of the Office of Food Systems Resilience is to develop and implement interagency budgetary, regulatory, and operational strategies to build a more equitable, efficient, resilient, and sustainable food system in Montgomery County.

BUDGET OVERVIEW



The total approved FY24 Operating Budget for the Office of Food Systems Resilience is \$1,118,131, an increase of \$1,118,131 or 0.00 percent from the FY23 Approved Budget of \$0. Personnel Costs comprise 34.44 percent of the budget for three full-time position(s) and no part-time position(s), and a total of 3.00 FTEs. Total FTEs may include seasonal or temporary positions and may also reflect workforce charged to or from other departments or funds. Operating Expenses account for the remaining 65.56 percent of the FY24 budget.

COUNTY PRIORITY OUTCOMES

While this program area supports all seven of the County Executive's Priority Outcomes, the following are emphasized:

-  **Thriving Youth and Families**
-  **A Growing Economy**
-  **An Affordable, Welcoming County for a Lifetime**
-  **Effective, Sustainable Government**

INITIATIVES

-  Establish interagency coordination mechanisms within County government, including the formal creation of a Food Systems Leadership Committee and a Food Systems Workgroup with participation from key partner agencies including the Departments of Health and Human Services, Environmental Protection, General Services, and the Offices of Agriculture, Community Partnerships, Procurement, and Emergency Management and Homeland Security, as well as Montgomery County Public Schools, Maryland-National Capital Park and Planning Commission, and Montgomery County Economic Development Corporation.
-  In coordination with the Office of Racial Equity and Social Justice, address the racial inequities and disparities present in all aspects of the food system.

- ★ Serve as a liaison between government and food system partners, including residents, businesses, and non-profit organizations. Establish communications, survey mechanisms, and feedback loops to ensure policy development and implementation is directly informed by the insight and expertise of the community.
- ★ In collaboration with partner agencies, launch government planning processes to establish long-term priorities and strategies for building food system resilience, including increased local food production and enhanced food-based economic opportunity.
- ★ Develop a long-term county government framework for financial sustainability and strategic investment in food security programs and partnerships that center equity, efficiency, and effectiveness in enhancing resident access to nutritious and culturally diverse food.
- ★ Conduct landscape assessments and gap analyses of County food system financial investments and assets, County food systems policy, and currently available food systems data collected both internally and externally, including mechanisms for communication and analysis of data.
- ★ Establish baseline metrics for key food systems data points and create a dashboard mechanism for tracking longitudinal data. Enhance and refine community service provider partner data collection, reporting, and analysis processes.
- ★ Engage and coordinate with statewide, regional, and national partners to share best practices, maximize external resources, and implement collaborative strategies for policymaking that strengthens equity and food system resilience both in our County and beyond our borders.

PROGRAM CONTACTS

Contact Heather Bois Bruskin of the Office of Food Systems Resilience at 240.773.3349 or Eva Acevedo of the Office of Management and Budget at 240.777.2763 for more information regarding this department's operating budget.

PROGRAM DESCRIPTIONS

☀ Food Systems Resilience

The Office of Food Systems Resilience (OFSR) is charged with developing and maintaining a strategy for improving the efficiency, equity, sustainability, and resilience of the food systems in Montgomery County. Through fostering public-private partnerships with the community toward systems change, OFSR will expand upon the County Government's investments in ensuring equitable and dignified access to nutritious, culturally diverse foods for all residents and harness the unique strengths of business, nonprofit, and government partners to enhance the health of our people, economy, and natural resources. Ensuring greater County government focus on food systems data collection, monitoring, and reporting (including food access and security data) is a priority of OFSR.

BUDGET SUMMARY

	Actual FY22	Budget FY23	Estimate FY23	Approved FY24	%Chg Bud/App
COUNTY GENERAL FUND					
EXPENDITURES					
Salaries and Wages	0	0	0	304,455	—

BUDGET SUMMARY

	Actual FY22	Budget FY23	Estimate FY23	Approved FY24	%Chg Bud/App
Employee Benefits	0	0	0	80,676	—
County General Fund Personnel Costs	0	0	0	385,131	—
Operating Expenses	0	0	0	733,000	—
County General Fund Expenditures	0	0	0	1,118,131	—
PERSONNEL					
Full-Time	0	0	0	3	—
Part-Time	0	0	0	0	—
FTEs	0.00	0.00	0.00	3.00	—

FY24 APPROVED CHANGES

	Expenditures	FTEs
COUNTY GENERAL FUND		
FY23 ORIGINAL APPROPRIATION	0	0.00
<u>Other Adjustments (with no service impacts)</u>		
Shift: Food Resilience Budget from County Executive Office to Office of Food Systems Resilience [Food Systems Resilience]	1,087,854	3.00
Increase Cost: Annualization of FY23 Personnel Costs	21,725	0.00
Increase Cost: FY24 Compensation Adjustment	8,552	0.00
FY24 APPROVED	1,118,131	3.00

FUNDING PARAMETER ITEMS

CC APPROVED (\$000S)

Title	FY24	FY25	FY26	FY27	FY28	FY29
COUNTY GENERAL FUND						
EXPENDITURES						
FY24 Approved	1,118	1,118	1,118	1,118	1,118	1,118
No inflation or compensation change is included in outyear projections.						
Labor Contracts	0	10	10	10	10	10
These figures represent the estimated annualized cost of general wage adjustments, service increments, and other negotiated items.						
Subtotal Expenditures	1,118	1,128	1,128	1,128	1,128	1,128

THIS PAGE INTENTIONALLY LEFT BLANK