



Maryland Child Care Resource Network

Montgomery County Child Care Resource and Referral Center

Child Care Demographics 2010

Montgomery County Report

Montgomery County is Maryland's most populous jurisdiction. Its 495 square miles border on Washington, D.C., and is 34 miles southwest of Baltimore. Major business concentrations are along the I-270 corridor and the Route 29 corridor in eastern Montgomery County. High technology, especially telecommunications and biotechnology, is the principle economic activity. The County also is home to a number of Federal research and development installations.

The County's 33,000 companies employ 380,000 workers. Some of its major private employers include BAE Systems, Discovery Communications, GEICO, IBM, Lockheed Martin, Hughes Network Systems, Adventist Healthcare, National Institutes of Health Medical Research, Marriott International, and Westat.

Source: Maryland Department of Business and Economic Development (DBED) 2008-2009.

Montgomery County Child Care Resource and Referral Center, the Maryland Child Care Resource Network and Maryland Family Network, Inc. are co-publishers of this Montgomery County Report for the Network's Maryland Child Care Demographics Report series. The series includes reports for the State, for each of Maryland's 23 counties and the City of Baltimore.

This publication was produced as a work for hire for the benefit of, and with funds from, the Maryland State Department of Education.

Frequently Requested Child Care Information

Child Population 2000

Age Group	Number in age group
0-1	24,043
2-4	36,130
5-9	63,303
10-11	26,248
Total	149,724

Source: Maryland Department of Planning (MDP), 2000 Census Summary File 1.

Child Care Costs as Compared to Other Major Household Expenses

The estimated current median family income in Montgomery is \$106,616⁶. A family of four that included a couple and two children ages 1-2 and 3-5 years can be expected to have the following yearly household expenses:

Expense	Cost	% of Income
Child Care	\$22,885	21.5%
Infant ¹	\$11,434.80	
Preschooler ²	\$11,450.40	
Food ³	\$ 9,469	8.9%
Housing ⁴	\$18,924	17.7%
Taxes ⁵	\$26,408	24.8%
Total	\$77,686	72.9%

¹Average cost of full-time care in a family child care home (LOCATE, 2009).

²Average cost of full-time care in a child care center (LOCATE, 2009). ³National average cost of food at home based on a moderate cost plan (Cost of Food at Home Estimated for Food Plans at Four Cost Level, September 2009), U.S. Average, United States Department of Agriculture). ⁴Based on U.S. Bureau of the Census 2000 median selected owner costs with a mortgage; included mortgage, taxes, insurance and utilities. ⁵Federal, state, and local income taxes, Medicare, and FICA taxes per IRS and Maryland Office of Comptroller (2009). Taxes do not reflect Earned Income Credit. ⁶Current income as shown in the 2nd Quarter 2009 EDIS Report. This data cannot be compared to previous data.

Average Weekly Cost of Full-time Child Care

Montgomery County	Family Child Care Programs	Child Care Centers
0-23 months	\$219.90	\$ 305.12
2-4 years	\$189.53	\$ 220.20
5 years ¹	\$174.78	\$ 208.16
School Age Full ²	\$161.97	\$ 189.77
School Age B/A ³	\$112.57	\$ 123.83

Source: MFN/LOCATE: Child Care, 7/09.

¹Average cost of full time care for a 5 year old. Defined as child being in full time child care or being in kindergarten and out-of-school child care, i.e., holidays, school closures and summers. ²Average cost of full time care for a 6+ school age child (out-of-school child care, i.e., holidays, school closures and summers).

³Average cost of before and after school child care.

Number of Montgomery Children under 12 with Mothers in the Work Force¹

112,313 - 77%² of total 2009 child population under 12 (145,862).

¹Source: MFN/LOCATE: Child Care. ²Percent based on 2000 census data. Total population number based on Geolytics, Inc. Estimate Professional 2009/2014. Data is not directly comparable to earlier reports.

Population Information

Child Population¹

	1990		2000	
	Montgomery	Maryland	Montgomery	Maryland
0-3 years	35,121	216,136	35,779	209,218
3-4 years	22,017	141,682	24,394	144,175
5 years	10,765	69,456	12,246	74,546
6-9 years	39,632	262,917	51,057	316,772
10-11 years	18,248	124,328	26,248	162,481
Total	125,783	814,519	149,724	907,192

¹Source: U.S. Bureau of the Census Summary Tape File 1A (STF 1A), 1990, 2000 Censuses. Age breakdowns prepared by MFN.

Female Population (selected ages)

Age Group	1995 ¹	2000 ²
20-24	23,061	21,948
25-29	30,152	29,724
30-34	40,031	36,155
Total	93,244	87,827

¹Source: MDP Population Projections 7/97.

²MDP Census 2000 Summary File 1.

Work Force Information

Total Population Ages 16+ in Work Force

	Montgomery	Maryland
1990		
Female	212,277	1,238,003
Male	236,007	1,401,893
2000		
Female	230,995	1,351,034
Male	246,128	1,418,491
Change		
Female	8.8%(+)	9.1%(+)
Male	4.3%(+)	1.2%(+)

Source: U.S. Bureau of the Census, 2000 Census. Prepared by MDP, April 2002 based on STF 3A.

Females (16+) with Children

Age Group	2000	1990	Change
Total females (16+) with children under 6	29,250	49,777	41.2%(-)
Total females (16+) with children under 6 in the work force	19,676	33,157	40.7%(-)
Total females (16+) with children 6-17	64,240	47,250	36.0%(+)
Total females (16+) with children 6-17 in the work force	50,541	38,447	31.5%(+)

Source: U.S. Bureau of the Census, 2000 census. Prepared by MDP, April 2002 based on STF 3A.

Total Population

	Montgomery	Maryland
2000	873,341	5,296,486
1995	810,000	5,046,079
1990	757,027	4,780,753
1980	579,053	4,216,975

Source: U.S. Bureau of the Census Summary Tape File 1A (STF 1A), 2000, 1990, 1980 Censuses of Population and Housing and Maryland Department of Planning Data Services, Revisions, 6/95.

Male Population (selected ages)

Age Group	1995 ¹	2000 ²
20-24	23,989	21,736
25-29	27,556	27,839
30-34	37,127	32,849
Total	88,672	82,424

¹Source: MDP Population Projections 7/97. Spread of ages by LOCATE: Child Care

²MDP Census 2000 Summary File 1.

Households

	1990	2000
Total household population	749,257	863,910
Total # of households	282,228	324,565
Average household size	2.65	2.66

Census 2000 Summary File 1. Produced by the Source: Maryland Department of Planning, Planning Data Services



Census Information

Families and Poverty

	1990	%	2000	%	%Change
All Families	200,522	100%	224,225	100%	11.8%(+)
Families Below Poverty Level	5,541	2.7%	8,428	3.8%	52.1%(+)
All Families w/Children Under 6**	45,478	100%	27,701	N/A*	N/A*
Families w/Children Under 5 Below Poverty Level	2,112	4.6%	2,808	N/A*	33.0%(+)
All Families w/Children Under 18	100,531	100%	113,665	100%	13.1%(+)
Families w/Children Under 18 Below Poverty Level	4,352	4.3%	6,110	5.4%	40.4%(+)

Source: U.S. Bureau of the Census, 2000 Census. Prepared by MDP, May 2002 based on STF 1, STF 3A. Measurements of poverty status are based in income received from the previous year.

*Comparable data not available from 1990 Census.

**Data collected in 1990 was for children under 5.

Educational Attainment

	Montgomery	%Adult Pop. Over 25 Yrs	Maryland	%Adult Pop. Over 25 Yrs
High School Grad or Higher	536,558	90.3%	2,930,509	83.8%
Bachelor's Degree or Higher	324,080	54.6%	1,099,360	31.4%

Source: U.S. Bureau of the Census, 2000. Prepared by MDP, April 2002 based on STF 3A.

Children and Poverty

	1990	%	2000	%	%Change
Total Related Children Under 18	174,609	100%	205,941	100%	17.9%(+)
Total Children Under 18 Below Poverty Level	8,580	4.9%	13,516	6.6%	57.5%(+)
Total Related Children Under 5	56,219	100%	54,753	100%	2.6%(-)
Total Children Under 5 Below Poverty Level	2,796	5.0%	3,698	6.8%	32.3%(+)
Total Related Children 5-17	118,390	100%	151,188	100%	27.7%(+)
Total Children 5-17 Below Poverty Level	5,784	4.9%	9,818	6.5%	69.7%(+)

Source: U.S. Bureau of the Census, 2000 Census. Prepared by MDP, August 2002 based on STF 3A. Measurements of poverty status are based in income received from the previous year.

Families

Montgomery

	Total	Total # of All Families With Related Children Under Age 6	Total # of All Families With Related Children Under Age 18
1990	200,522	45,478**	100,531
2000	224,225	27,701	113,665
Change	11.8%(+)	N/A*	13.1%(+)

Maryland

	Total	Total # of All Families With Related Children Under Age 6	Total # of All Families With Related Children Under Age 18
1990	1,256,327	281,342**	649,622
2000	1,359,318	150,011	662,172
Change	8.2%(+)	N/A*	1.9%(+)

Source: U.S. Bureau of the Census, 1990 and 2000 Censuses. Prepared by MDP, April 2002 based on Summary tape File 3A (STF 3A). See "Census of Population and Housing" in definitions section for additional information.

* Comparable data not available for 1990 Census.

**Data collected in 1990 was for children under 5.

Income, Unemployment and Housing Information

Annual Wage Rate Information

Public School Teacher Salary Average (Montgomery County)	\$74,382
Public School Teacher Salary Average (MD)	\$62,849
Nonpublic School Teacher Average (Maryland)	\$48,622
Family Child Care Provider (Maryland)	\$28,559
Child Care Center Director (Maryland)	\$34,945
Center Senior Staff/Teacher (Maryland)	\$23,927
Center Aide (Maryland)	\$16,048

Sources: MSDE, Oct 2008, Association of Independent Maryland Schools (AIMS), 2009-10 school year, and MFN's 2009 Statewide Survey of Family Child Care Providers and Child Care Centers.

Family Income

Median Family Income, 2000 Census

Montgomery	\$84,035
Maryland	\$61,876

Source: U.S. Bureau of the Census, 2000 Census. Prepared by MDP, May 2002 based on STF 3A.

Median Household Effective Buying Income (EBI):

Montgomery	\$70,051
Maryland	\$53,064

Percent Households

EBI Distribution	Montgomery	Maryland
under \$25,000	10.2%	17.8%
\$25,000 - \$49,999	22.3%	28.9%
\$50,000 - \$74,999	21.3%	22.3%
\$75,000+	46.2%	31.0%

Source: Reprinted by permission: Copyright © Market Statistics, 2008. Demographics USA-County Ed. Median Household Effective Buying Income (EBI) is not directly comparable to 1997 or earlier reports.

Unemployment Rate

	Montgomery	Maryland
1996	2.7%	4.9%
1997	2.4%	4.7%
1998	2.4%	4.3%
1999	1.8%	3.3%
2000	1.6%	3.4%
2001	2.6%	4.0%
2002	2.5%	3.9%
2003	2.5%	4.1%
2004	2.2%	3.9%
2005	2.8%	3.9%
2006	2.7%	3.7%
2007	2.7%	3.6%
2008	3.3%	4.5%
2009	5.3%	7.1%

Source: Maryland Department of Labor, Licensing and Regulation (DLLR), Sept 2009.

Housing Information

	Montgomery	Maryland
Owner-Occupied housing	223,017 (69%)	1,341,751 (67.7%)
Renter-Occupied housing	101,548 (31%)	639,108 (32.3%)

Note: Percentage is based on total occupied housing units.

	Montgomery	Maryland
Mean value of Owner-Occupied Housing	\$221,800	\$146,000
Median Selected Monthly Owner Costs With a Mortgage	\$1,577	\$1,296
Median Gross Residential Monthly Rent	\$914	\$689

Source: U.S. Bureau of the Census STF 1A and STF 3A, 2000 Census. Prepared by MDP, May 2002. Percentage based on total occupied housing units prepared by MFN.

Supply of Regulated Early Childhood Programs and Education

Children’s Programs by Type with Capacity/Enrollment

	# of Programs	Capacity
Family Child Care Providers	1,016	7,364
*OCC Licensed Group Programs	441	28,039
8-12 Hour Child Care Centers	243	16,475
Infant/Toddler	128	1,764
Part-Day	84	N/A
Before/after School (School & Center-Based)	294	N/A
Employer-Sponsored Centers	13	1,216
Youth Camps	153	N/A
Nursery Schools	129	N/A
Kindergarten	90	N/A
**Head Start/Early Head Start	33	enrollment: 832
***Public Pre-Kindergarten	63	

*Note: Numbers do not total because facilities may have more than one type of program. Unless otherwise indicated, all programs are privately funded.
= federally funded *= state funded

Source: MFN/LOCATE Child Care, 7/09; Maryland State Department of Education; Department of Health and Mental Hygiene.

Education

Public and Private Schools (Elementary and Middle)

	Public	Private
Elementary Schools	130	25
Middle Schools	38	3
Combined	0	64

Elementary School Enrollment

	Public	Private
Pre-Kindergarten (included EEEP):	3,167	7,022
Kindergarten	10,273	2,101
Grades 1 - 6	49,990	10,362
Total	63,430	19,485

Source: MSDE, 2008-09 school year. Enrollment figures are for September 30, 2008. Private schools include MSDE approved schools and those operated by a tax-exempt religious organization which hold a letter of exemption from approval in accordance with State law.



Supply of Regulated Early Childhood Programs and Education

Density of Family Providers and Center Programs by Community/Zip Code

The following chart shows the number of registered family child care providers and licensed full-day child care centers in Montgomery as of July 1, 2009.

Community/ Zip Code	Family Providers	%	8-12 Hour Centers	%
Ashton 20861	2	0.2	0	0.0
Beallsville 20839	1	0.1	0	0.0
Bethesda 20814	7	0.7	11	4.5
Bethesda 20815	1	0.1	0	0.0
Bethesda 20816	2	0.2	4	1.6
Bethesda 20817	17	1.7	9	3.7
Bethesda 20892	0	0.0	2	0.8
Boyd's 20841	15	1.5	2	0.8
Brookville 20833	4	0.4	0	0.0
Burtonsville 20866	24	2.4	3	1.2
Cabin John 20818	1	0.1	1	0.4
Chevy Chase 20815	3	0.3	4	1.6
Clarksburg 20871	25	2.5	3	1.2
Damascus 20872	24	2.4	4	1.6
Darnestown 20874	5	0.5	0	0.0
Darnestown 20878	1	0.1	1	0.4
Dickerson 20842	1	0.1	0	0.0
Derwood 20855	6	0.6	3	1.2
Gaithersburg 20877	34	3.3	10	4.1
Gaithersburg 20878	43	4.2	10	4.1
Gaithersburg 20879	59	5.8	4	1.6
Gaithersburg 20882	9	0.9	1	0.4
Gaithersburg 20886	5	0.5	0	0.0
Gaithersburg 20899	0	0.0	1	0.4
Garrett Park 20896	0	0.0	2	0.8
Germantown 20874	105	10.3	20	8.2
Germantown 20876	65	6.4	6	2.5
Kensington 20895	19	1.9	3	1.2

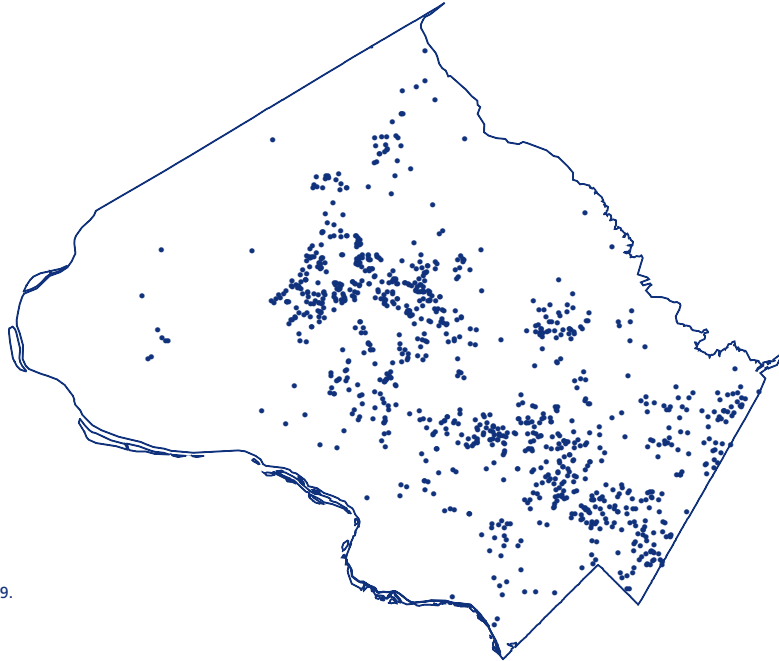
Laurel 20707	1	0.1	0	0.0
Laytonsville 20882	2	0.2	0	0.0
Mt. Airy 21771	1	0.1	0	0.0
Montgomery Village 20886	39	3.8	1	0.4
North Potomac 20878	18	1.8	5	2.1
Olney 20832	40	3.9	7	2.9
Poolesville 20837	6	0.6	2	0.8
Potomac 20854	25	2.5	8	3.3
Rockville 20850	39	3.8	15	6.2
Rockville 20851	31	3.1	6	2.5
Rockville 20852	22	2.2	16	6.6
Rockville 20853	41	4.0	8	3.3
Rockville 20854	1	0.1	0	0.0
Rockville 20855	8	0.8	4	1.6
Sandy Spring 20860	2	0.2	1	0.4
Silver Spring 20901	46	4.5	5	2.1
Silver Spring 20902	53	5.2	9	3.7
Silver Spring 20903	12	1.2	1	0.4
Silver Spring 20904	40	3.9	12	4.9
Silver Spring 20905	20	2.0	5	2.1
Silver Spring 20906	60	5.9	13	5.3
Silver Spring 20910	11	1.1	10	4.1
Spencerville 20868	1	0.1	0	0.0
Takoma Park 20912	11	1.1	8	3.3
Wheaton 20902	7	0.7	2	0.8
Wheaton 20906	1	0.1	1	0.4
Totals	1,016	100.0%	243	99.5%

Source: MFN/LOCATE: Child Care, 7/09. Note: Percentages do not total 100% because of rounding.

Supply of Regulated Child Care

Density of Regulated Family Child Care Homes in Montgomery County

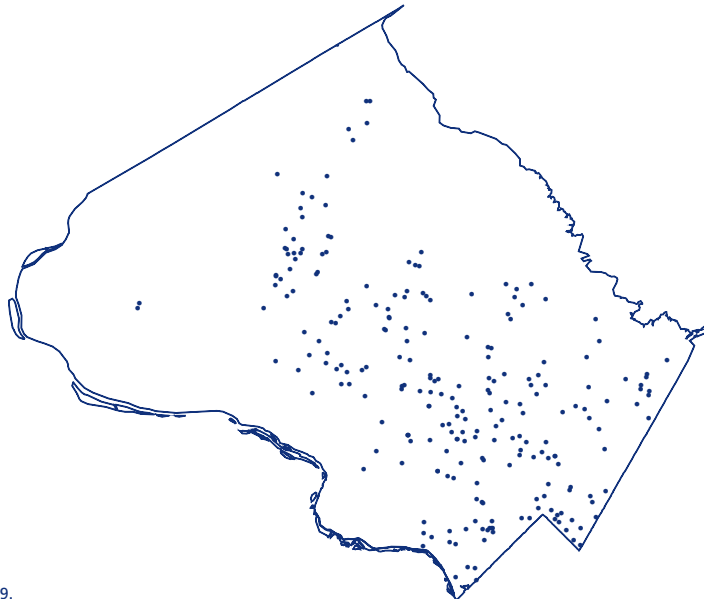
1 dot = 1 home



Source: MFN/LOCATE: Child Care, 7/09.

Density of Licensed 8-12 Hour Child Care Centers in Montgomery County

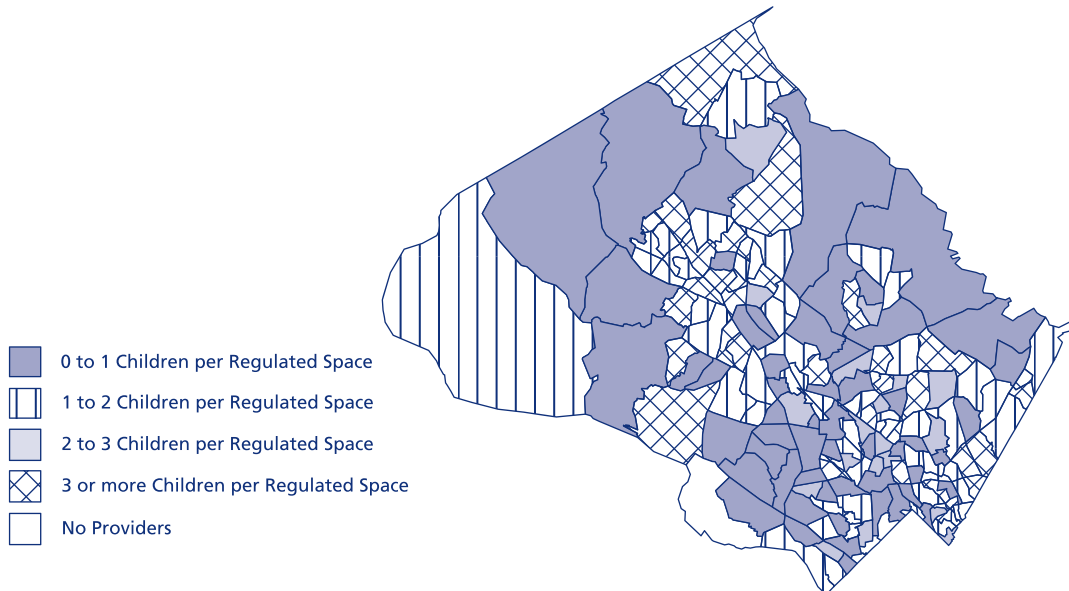
1 dot = 1 center



Source: MFN/LOCATE: Child Care, 7/09.

Supply of Regulated Child Care

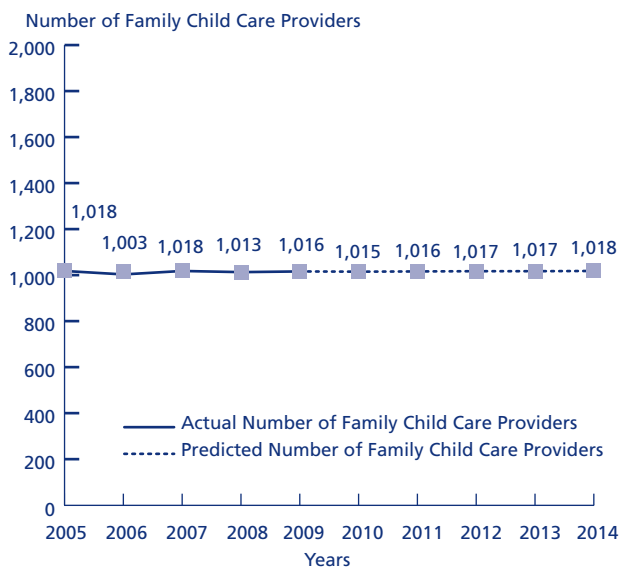
Number of Children 0-5 Years Per Regulated Child Care Space by Census Tract



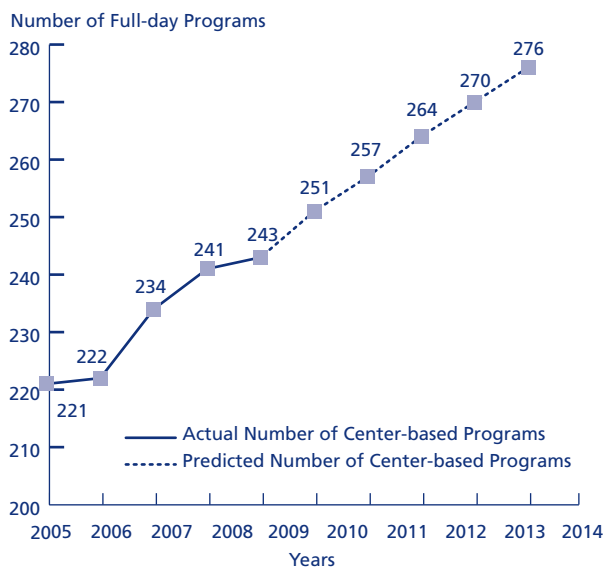
This map is based on the total population of children 0-5 yrs. Child population numbers are taken from Geolytics, Inc. Estimate Professional 2009/2014. When assessing the need for child care, the results of the National Child Care Survey 1990 also should be considered which indicate that approximately 66% of the working mothers surveyed used no supplemental care or utilized care by relatives, caregivers in the child's own home, or other arrangements. Only 34% utilized care in regulated out-of-home settings. See "National Child Care Survey 1990" in definition section for additional information.
 Source: U.S. Bureau of the Census STF 3B, 2000 Census; MFN/LOCATE: Child Care, 7/09.

Past and Anticipated Growth Patterns for Family/Center Providers

Family Child Care Providers in Montgomery 2005-2014



Center-based Programs in Montgomery 2005-2014 Full-day (8 to 12 hours)

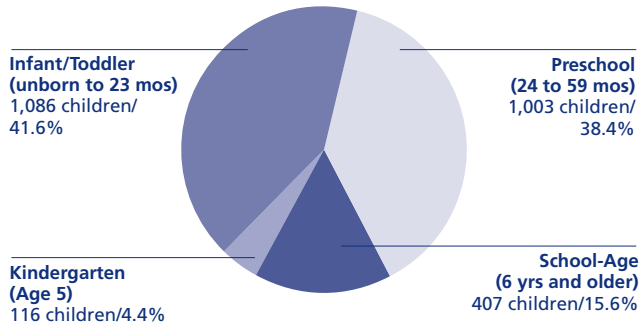


These predictions were generated with the use of the Cycle Regression Analysis Model. This model is being developed as part of the FORECAST system by Dr. LeRoy Simmons and Mr. George Wright of Loyola College. The predictions generated by the Model do not reflect the effects of current changes to social programs affecting child care. For further information, contact Arna Griffith, 410.752.7588.
 Source: MFN/LOCATE: Child Care, 7/09.

Demand for Child Care

Children Served by Age

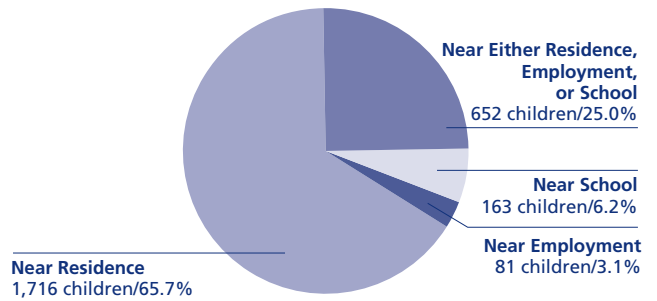
N=2,612



Source: LOCATE: Child Care at Montgomery County Child Care Resource and Referral Center (7/1/08-6/30/09).

Children Served by Locational Preferences for Care

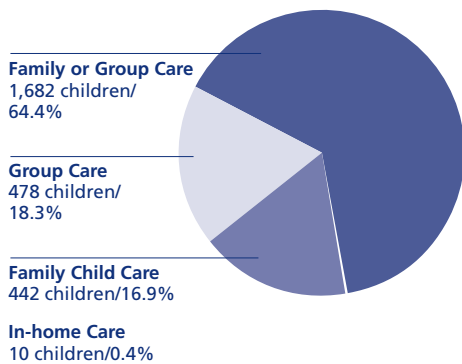
N=2,612



Source: LOCATE: Child Care at Montgomery County Child Care Resource and Referral Center (7/1/08-6/30/09).

Children Served by Type of Care Preferred

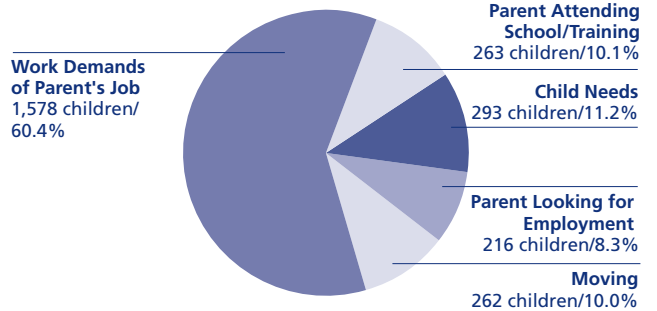
N=2,612



Source: LOCATE: Child Care at Montgomery County Child Care Resource and Referral Center (7/1/08-6/30/09).

Reason Child Care is Needed

N=2,612



Source: LOCATE: Child Care at Montgomery County Child Care Resource and Referral Center (7/1/08-6/30/09).

Demand for Child Care

Number of Children Served by LOCATE: Child Care

2,612 children (7/1/08-6/30/09)

Full-time or Part-time Care Needs of Children Served

N=2,612

Full-time: 1,798 children (68.8%)

Part-time: 763 children (29.2%)

Other*: 51 children (2.0%)

* Includes requests for sick, backup and temporary care.

Source: LOCATE: Child Care at Montgomery County Child Care Resource and Referral Center (7/1/08-6/30/09).

Major Reasons Parents Could Not Find Child Care in Montgomery County

Reason	Count
Cost	124
Quality of care	25
Schedule	18
No vacancies for infant	16
Combination of ages	12
Other	12
No vacancies for preschool	9
Location	4
No vacancies for school age	3
Special needs	3
No part time	2
Transportation/Escort	1

Source: LOCATE: Child Care at Montgomery County Child Care Resource and Referral Center (7/1/08-6/30/09).

Major Factors Important to Parents Who Found Child Care in Montgomery County

Reason	Count
Proximity to home	156
Quality of care	155
Cost	124
Educational program	115
Appearance/facilities	72
Family setting	61
Group size	33
Proximity to work	33
Hours of operation	28
Proximity to school	12
Only provider/program with vacancy	11
Special needs experience	11
Offered part time care	5
Nearby transportation	5
Escort	2
Did not provide response	2
Part time	1

Source: LOCATE: Child Care at Montgomery County Child Care Resource and Referral Center (7/1/08-6/30/09).

Child Care Subsidy Program (formerly POC)

Children Receiving Child Care Subsidy in April 2009

1,578

Children Receiving WPA in June 2009

356

NOTE: Purchase of Care is a statewide child care subsidy program funded with federal and state dollars and administered by the Maryland Department of Human Services*.

*WPA, The Working Parents Assistance Program is a County-funded subsidy program.

Source: LOCATE: Child Care at Montgomery County Child Care Resource and Referral Center (7/1/08-6/30/09).

Supply of Child Care

Child Care Subsidy Program

Average Number per Month of Family Child Care

Providers Serving CCS Children in Montgomery County

137 (13.5% of total family providers)

Average Number per Month of Child Care Providers

Serving WPA Children in Montgomery County

130

Average Number per Month of Child Care Centers Serving

CCS Children in Montgomery County

166 (68.3% of total centers)

Average Number per Month of Informal Providers Serving

CCS Children in Montgomery County

86

Source: Montgomery County Department of Health and Human Services Child Care Services, 12/09.

Montgomery County FY 10 Allocation

\$7,605,369 = 1,595 full-time children

Source: Maryland State Department of Education, Office of Child Care.

Special Needs Child Care

Family providers who serve/have served children with special needs

392 (38.6% of total family child care providers in Montgomery)

Centers who serve/have served children with special needs

152 (62.6% of total child care centers in Montgomery)

Source: MFN/LOCATE: Child Care, 7/09.

Definitions

Before/After-School Care: School-Age child care offers care to children enrolled in Kindergarten or above. Care is provided before and/or after school and during school holidays/vacations. Programs are licensed by the Office of Child Care. Programs may operate from a school building or other licensed facility.

Census of Population and Housing: There are two versions of the 2000 Census questionnaire: a short form which asks a limited number of population and housing questions of all households, and a long form questionnaire which asks additional social and economic questions of a sample of all households. The data contained in the Census Summary Tape File 1 A (STF 1 A) are based on the questions which were asked of all persons, while the data from the Census Summary Tape File 3A (STF 3A) are based on the sample questionnaire. The user should note that data obtained from a sample are subject to sampling variability, and that there are limitations to many of these data.

Child Care: The care or supervision of a child when the child's parent has given the child's care over to another for some portion of a 24-hour-day as a supplement to the parent's primary care of the child. (OCC)

Child Care Center: Child care provided in a facility that, for part or all of the day, provides care to children in the absence of the parent. Centers are licensed by the Office of Child Care.

Child Care Subsidy Program (formerly POC): Provides financial assistance to eligible families in securing care for their children in registered family child care homes or licensed child care centers while parents/guardians are attending school, working, or in job training.

Children with Special Needs: Children who, because of a disability or other special educational, developmental, physical, emotional, behavioral, or medical condition, require additional care, or whose activities are restricted by a certain condition. (OCC)

Current Median Family Income: Current median family income is the value presented in the Economic Development Intelligence System, (EDIS) 2nd Quarter 2009 report.

Current Population Estimates: Current population estimates are based on GeoLytics, Inc. Estimate Professional 2009/2014.

Educational Attainment: The highest level of school completed or the highest degree received. Educational attainment figures were used for persons over 25 years of age. (U.S. Bureau of the Census)

Effective Buying Income: Personal income less personal tax and nontax payments. It is commonly known as "Disposable personal income." (DBED)

Employer-Sponsored Centers: A child care center located on-site or off-site which is sponsored by a corporation, business, or other employer. Employees are given priority for enrollment slots.

Family Child Care: The care given to a child younger than 13 years old or to a developmentally disabled person younger than 21 years old, in place of parental care for less than 24 hours a day, in a residence other than the child's residence and for which the provider is paid. Regulations allow a family child care provider to care for as many as eight children at any time. (OCC)

Family Household Income: Family includes a householder and one or more persons living in the same household who are related to the householder by birth, marriage, or adoption. A household can contain only one family for purposes of census tabulations. Information on money income received in the calendar year 1999 was requested from persons 15 years and over. (U.S. Bureau of the Census)

Head Start: Project Head Start provides comprehensive developmental services for children from low-income families. Head Start is comprised of four components including Education, Health, Parent Involvement, and Social Services. Head Start Centers serve children from age 3 to school entry age from income eligible families.

Infant/Toddler: In the State of Maryland, "infant" means a child under 18 months old. "Toddler" means a child 18 months old or older but younger than 2 years old. (OCC) MFN reports "infant" as a child birth through 23 months of age.

Kindergarten: An instructional program for children who are 5 years old by September 1st of each academic year. Programs may be operated by a private or public school. Kindergarten is the year of school which precedes entrance to first grade.

The National Child Care Survey 1990: (NCCS) contains information on demand and parental preferences for care based on a nationally representative sample of families with children younger than age 13. The NCCS examined the type of care and education (excluding formal schooling) that parents use to supplement their own care of children. Employed mothers were surveyed regarding the primary supplemental care arrangements used for the most hours per week by their youngest child excluding school or kindergarten attendance.

Definitions, cont.

The results indicate that 66% of the employed mothers surveyed used no supplemental care, or utilized care by relatives, by caregivers in the child's own home, or other arrangements. Family child care homes or child care centers were used as the primary supplemental care arrangement by the remaining 34%. The mother's utilization of out-of-home care varied with the age of the child, with 42% of children under 3 years of age, 60% of children ages 3-4 years, and 21% of children 5-12 years placed in these settings for supplemental care.

Nursery Schools: An instructional program approved or exempted by the Maryland State Department of Education for children who are two through four years old. The maximum length of the program is 6 hours per day, however most operate only a few hours per day and may meet only two or three times per week for a nine month period.

Owner Costs with Mortgage (Selected Monthly): The sum of payments for mortgages, deeds of trust, contracts to purchase, or similar debts on the property; real estate taxes; fire hazard, and flood insurance on the property; utilities; and fuels. It also includes, where appropriate, the monthly condominium fees or mobile home costs. A housing unit is owner-occupied if the owner or co-owner lives in the unit even if it is mortgaged or not fully paid for. (U.S. Bureau of the Census)

Part Day: A program regulated by OCC with an educational focus for children one or two years before entering kindergarten. These programs are usually 2-3 hrs/day, 2-3 days/week, nine months/year.

Pre-Kindergarten: These are publicly funded pre-kindergarten programs for eligible 4-year-old children administered by local boards of education or qualified vendors. The programs have the overall goal of providing learning experiences to help children develop and maintain school readiness skills necessary for successful school performance. Local school systems shall enroll all 4-year-old applicants from economically disadvantaged or homeless families.

Poverty Level: The poverty guideline for a family of four persons was \$22,050 in 2009. (U.S. Department of Health and Human Services, OCT 2009)

Renter Occupied Gross Monthly Rent: Monthly contract rent plus the estimated average monthly cost of utilities and fuels, if these are paid by the renter. All occupied housing units which are not owner-occupied, whether they are rented for cash rent or occupied without payment of cash rent, are classified as renter-occupied. (U.S. Bureau of the Census)

Small Centers: A small center is licensed by the Office of Child Care for a maximum of 12 children. It may be in a residential or non-residential setting.

Unemployment Rate: Civilians 16 years old and over are classified unemployed if they (1) were neither "at work" nor "with a job but not at work" during the reference week, and (2) were looking for work during the last four weeks, and (3) were available to accept a job. Also included were civilians who did not work at all during the reference week and were waiting to be called back to a job from which they had been laid off. (U.S. Bureau of the Census)

Youth Camps (Licensed): A day camp, residential camp, travel camp, or trip camp licensed by the Department of Health and Mental Hygiene.

The Maryland Child Care Resource Network is a public/private partnership designed to expand and improve child care delivery. MFN manages the Network and operates as the Statewide Coordinating Entity. MFN wishes to acknowledge the contributions of the Montgomery County Child Care Resource and Referral Center in the compilation of the Montgomery County Report. Funding for this publication was made available by MFN, the Maryland State Department of Education, and Maryland's business community.

For more information about this series, call or write Maryland Family Network/608 Water Street/Baltimore, MD 21202, (410) 752-7588. For more information about the Montgomery County Child Care Resource and Referral Center, call or write the Montgomery County Child Care Resource and Referral Center, 332 W. Edmondston Drive/Rockville MD 20852, (240) 777-3110.

© Maryland Family Network, 2010.

This publication was produced as a work for hire for the benefit of, and with funds from, the Maryland State Department of Education.



MARYLAND
FAMILY
NETWORK



Montgomery County
Child Care Resource
and Referral Center