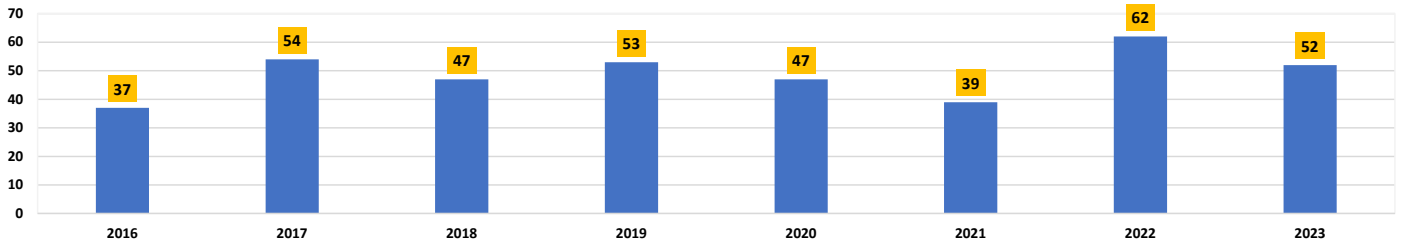




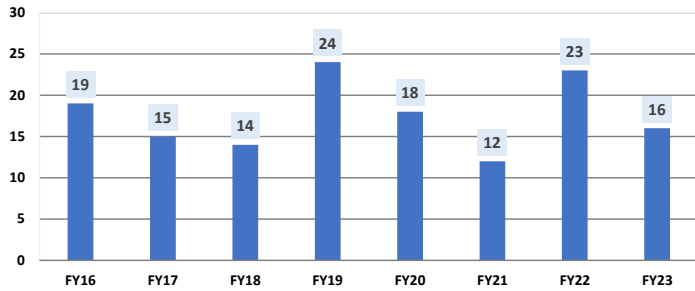
# STAFF VACANCIES

## FY16 - FY23: July 1, 2015 - April 21, 2023

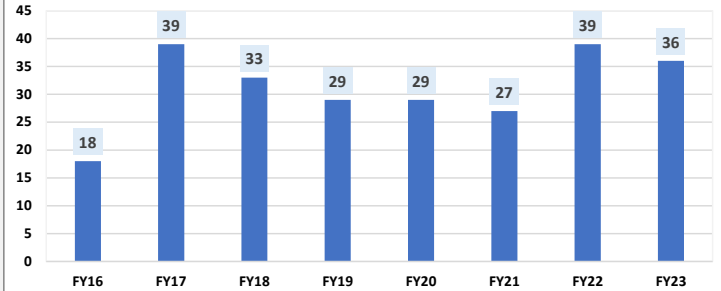
Total Number of Departures By Fiscal Year  
**391 Vacancies Since FY16**



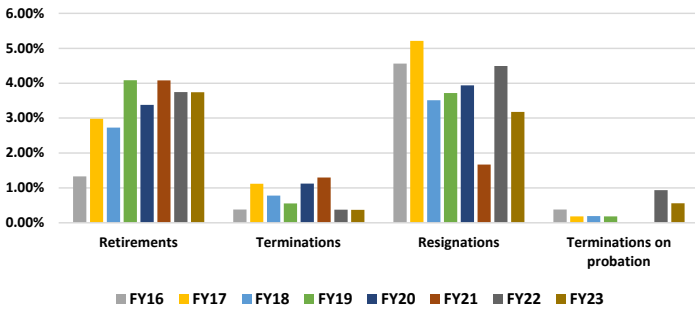
Total Non-Uniform Departures/Vacancies



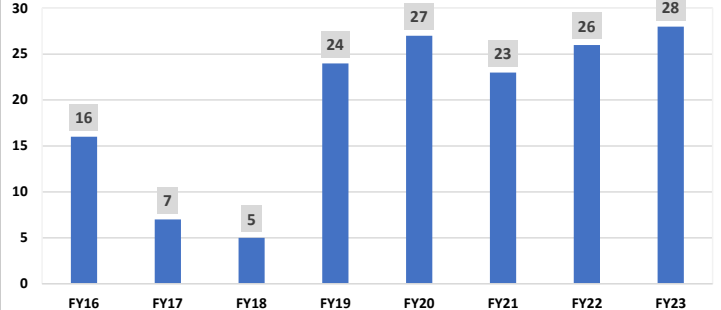
Total Uniformed Departures/Vacancies



Departure By Reason



Competitive Promotions



**All Staff**

Fiscal Year	# vacated	Total # employees	% vacated
FY16	37	526	7.03%
FY17	54	537	10.06%
FY18	47	513	9.16%
FY19	53	538	9.85%
FY20	47	533	8.82%
FY21	39	539	7.24%
FY22	62	534	11.61%
FY23	52	535	9.72%

**\* Uniformed Staff Only**

Fiscal Year	# Uniformed positions vacated	Approved Uniformed Positions	% Uniformed Officers Vacated
FY16	18	336	5.36%
FY17	39	348	11.21%
FY18	33	348	9.48%
FY19	29	348	8.33%
FY20	29	343	8.45%
FY21	27	349	7.74%
FY22	39	345	11.30%
FY23	36	348	10.34%

**\* Uniformed Staff includes:**

- Correctional Officer Captain
- Correctional Officer LT
- Correctional Officer Sergeant
- Correctional Officer III Corporal
- Corr Dietary Officer
- Corr Dietary Supervisor

\* FY23 - July 1, 2022 - April 21, 2023