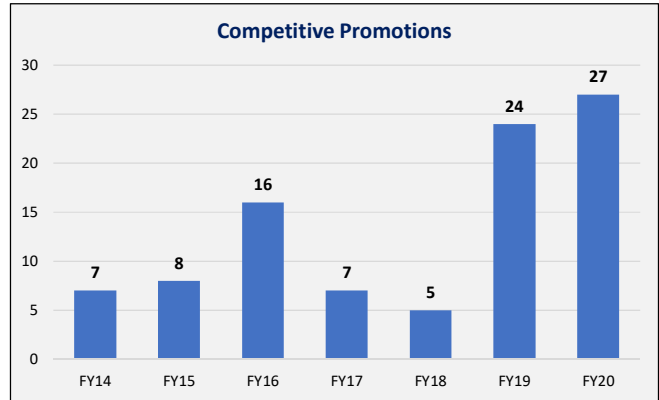
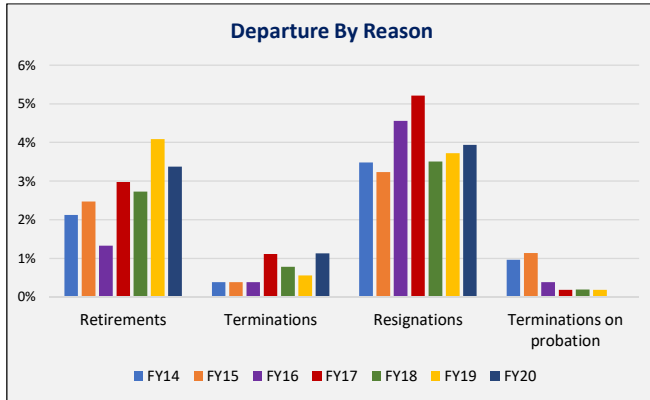
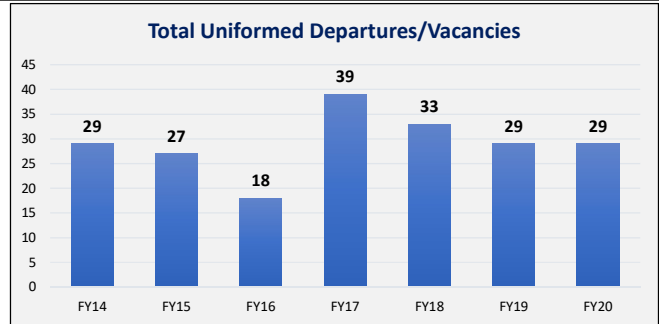
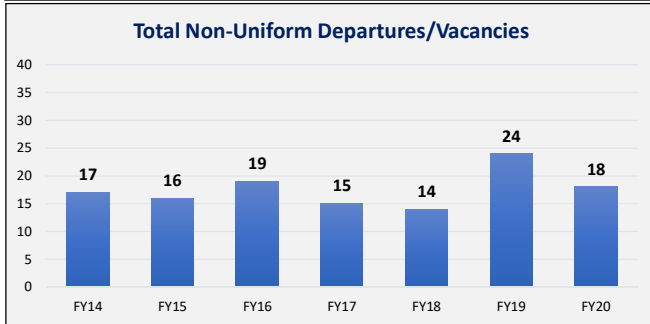
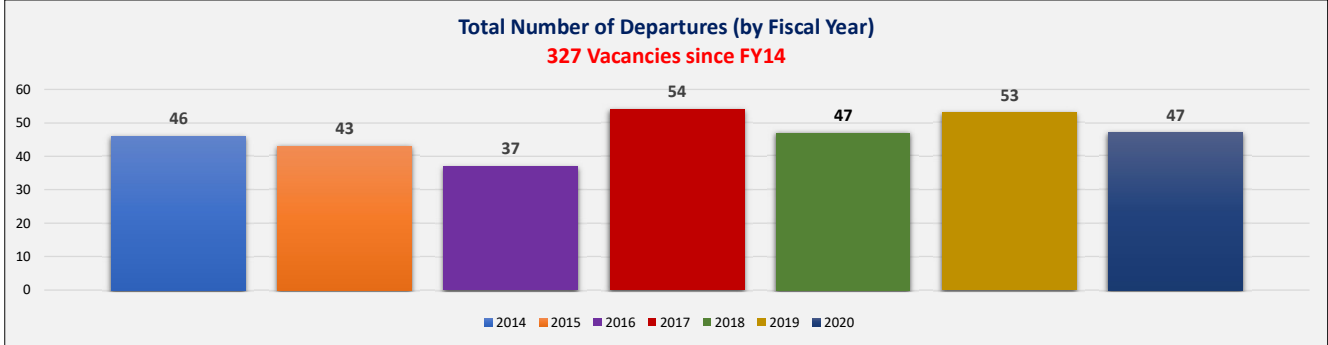




STAFF VACANCIES

FY14 - FY20: July 1, 2013 - June 30, 2020



All Staff:

Fiscal Year	# vacated	Total # employees	% vacated
FY14	46	517	8.90%
FY15	43	526	8.17%
FY16	37	526	7.03%
FY17	54	537	10.06%
FY18	47	513	9.16%
FY19	53	538	9.85%
FY20	47	533	8.82%

Uniformed Staff Only:

Fiscal Year	# Uniformed positions vacated	Approved Uniformed Positions	% Uniformed Officers Vacated
FY14	29	329	8.81%
FY15	27	333	8.11%
FY16	18	336	5.36%
FY17	39	348	11.21%
FY18	33	348	9.48%
FY19	29	348	8.33%
FY20	29	343	8.45%

*** Uniformed Staff includes:**

- Correctional Officer Captain
- Correctional Officer LT
- Correctional Officer Sergeant
- Correctional Officer III Corporal
- Corr Dietary Officer
- Corr Dietary Supervisor