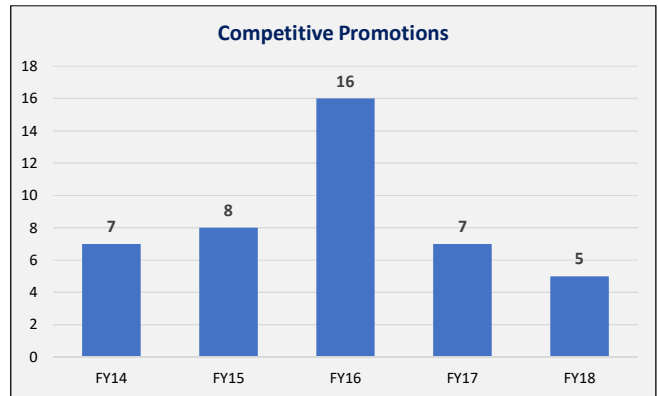
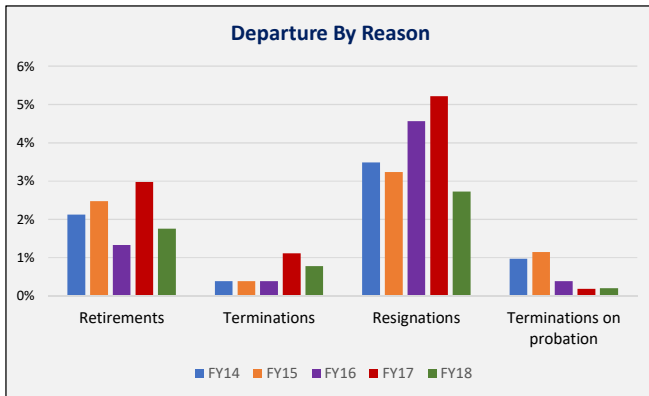
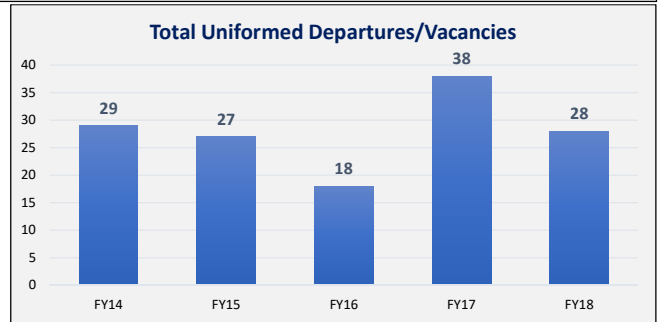
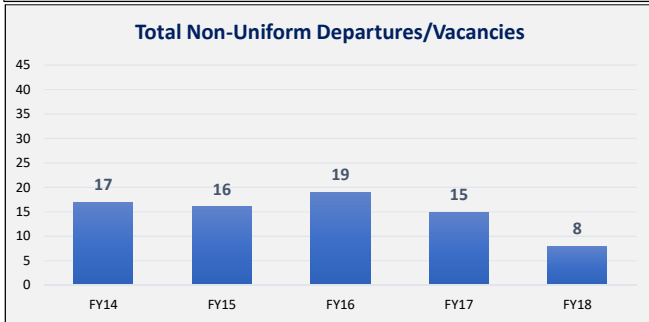
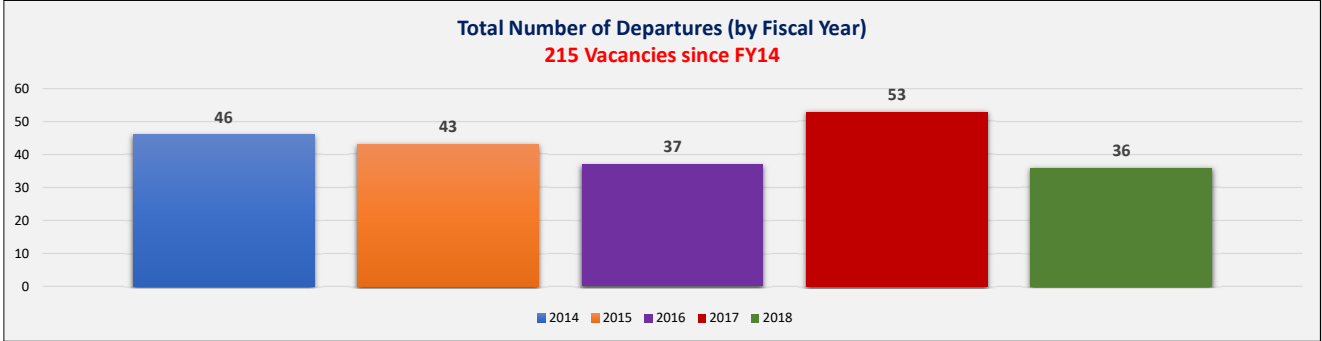




STAFF VACANCIES

July 1, 2013 - May 31, 2018



All Staff:

Fiscal Year	# vacated	Total # employees	% vacated
FY14	46	517	8.90%
FY15	43	526	8.17%
FY16	37	526	7.03%
FY17	53	537	9.87%
FY18	36	513	7.02%

Uniformed Staff Only:

Fiscal Year	# Uniformed positions vacated	Approved Uniformed Positions	% Uniformed Officers Vacated
FY14	29	329	8.81%
FY15	27	333	8.11%
FY16	18	336	5.36%
FY17	38	348	10.92%
FY18	28	348	8.05%

*** Uniformed Staff includes:**

- Correctional Officer Captain
- Correctional Officer LT
- Correctional Officer Sergeant
- Correctional Officer III Corporal
- Corr Dietary Officer
- Corr Dietary Supervisor