FY16- CPU REFUSALS DUE TO MEDICAL NEED

July 2015
Overall Refused: 1.03%

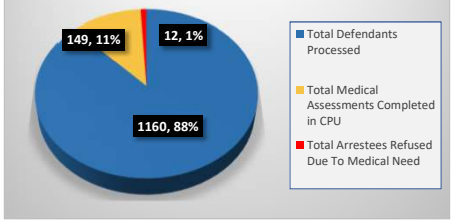

August 2015
Overall Refused: 1.28%

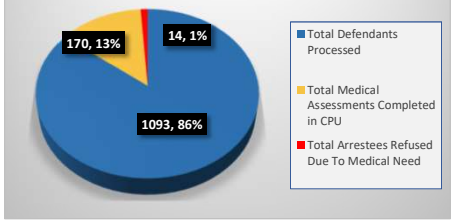

September 2015
Overall Refused: 0.41%

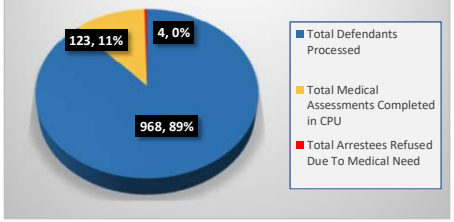

October 2015
Overall Refused: 1.68%

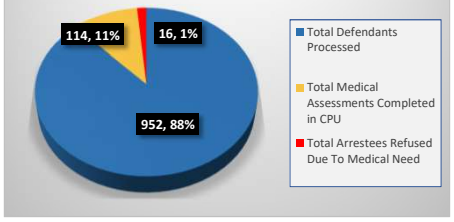

November 2015
Overall Refused: 0.88%

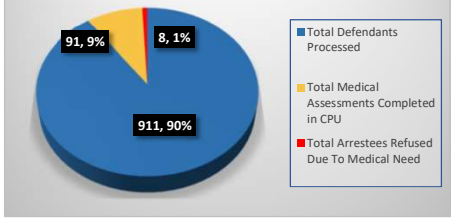

December 2015
Overall Refused: 0.96%

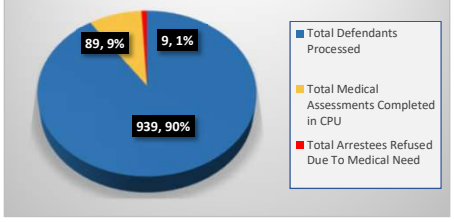

January 2016
Overall Refused: 1.05%

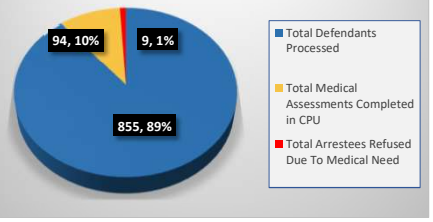

February 2016
Overall Refused: 1.01%

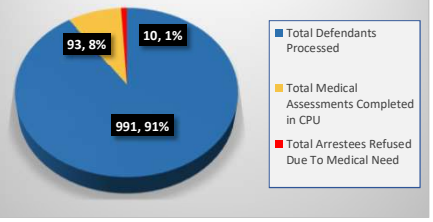

March 2016
Overall Refused: 1.28%

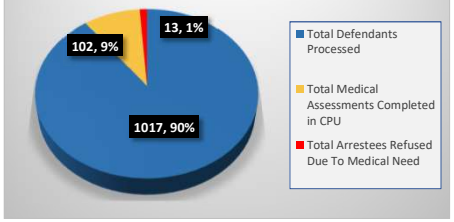

April 2016
Overall Refused: 0.95%

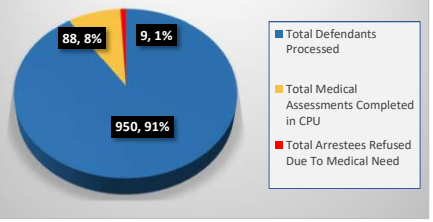

May 2016
Overall Refused: 1.05%

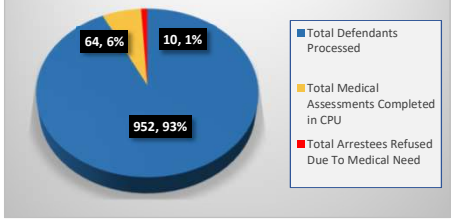
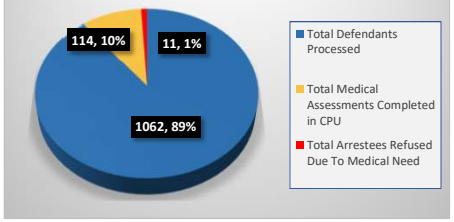
June 2016
Overall Refused: 1.04%