

JRA Baseline Measures

JRA Desired Outcomes



Increased victim restitution payment

Increased use of medical and geriatric parole

Increased and timely access to treatment

Increased funding for recidivism reduction programs

Increased alternatives to incarceration

Lower recidivism rate

Lower incarceration rates

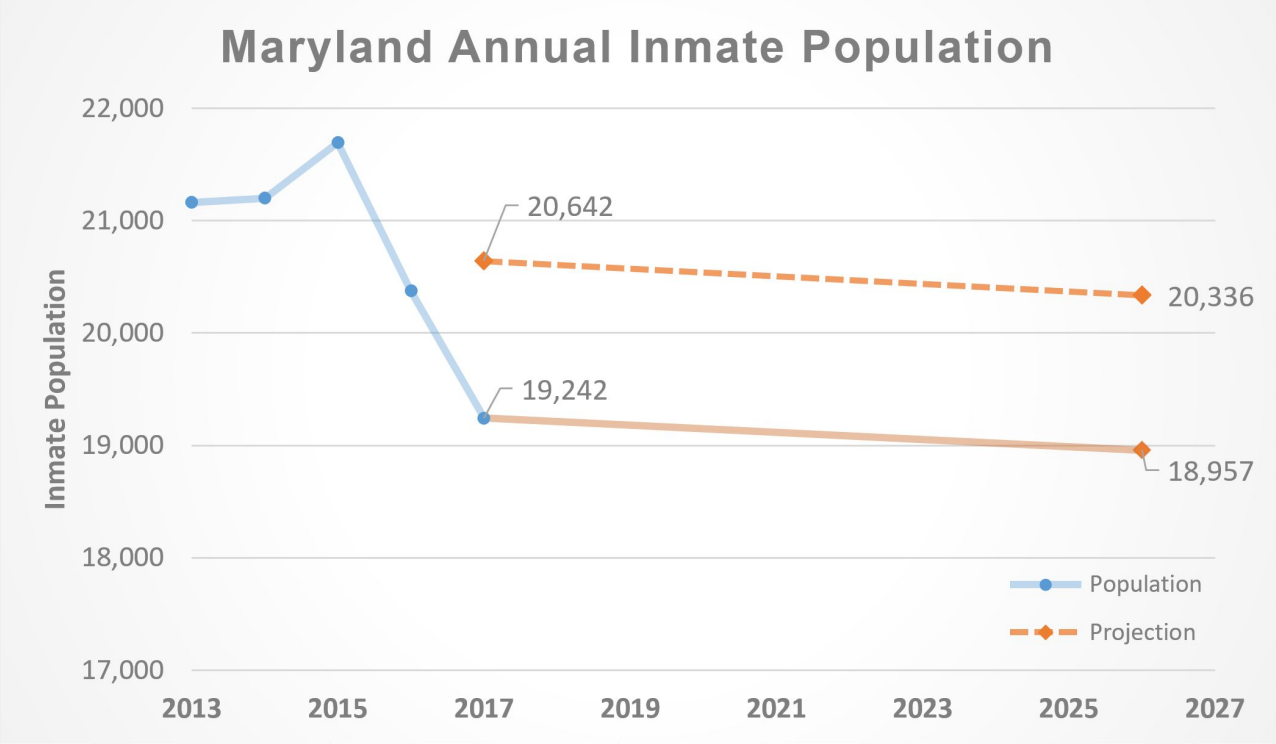
Lesser sentences for low level drug offenders

Shorter length of stay

Fewer returns to custody from technical violations



Baseline Measures



Data Source: Department of Public Safety and Correctional Service Annual Reports, DPSCS Office of Grants, Policy and Statistics, and Pew Charitable Trusts

Baseline Measures

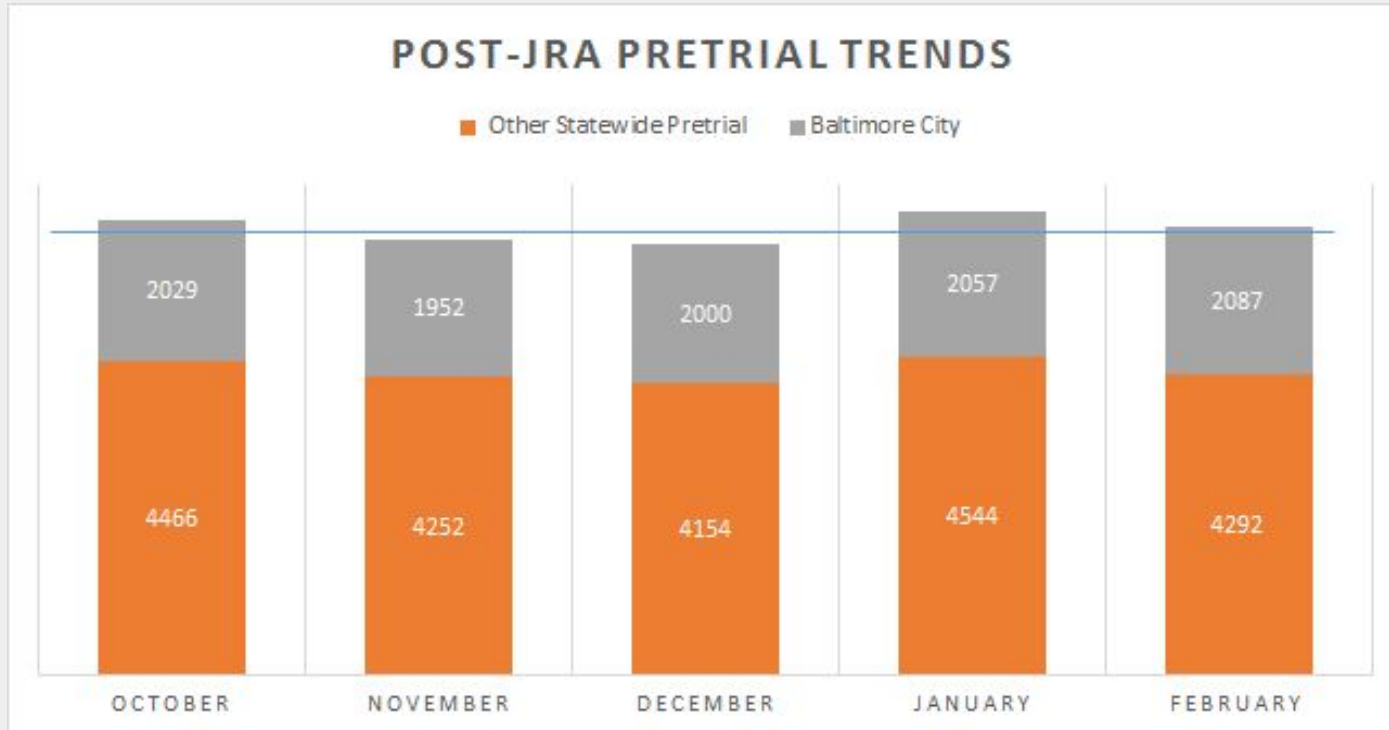
Indicator	2005	2014	2017
Baseline Population	22,466	21,326	19,242
Size of supervision population	49,734	47,467	50,399
Percentage of state prison population sentenced for nonviolent crimes		58.3%	51.3%
Number of admissions to state prisons from new offense	4,479	3,709	6,173
Percentage of parole returns for technical violations		75.0%	7.3%
Percentage of mandatory supervision returns for technical violations		75.0%	10.5%
Average sentence length (months)	77	97	116.9
Average Length of stay (Months)			26.87
Percentage of offenders released through parole	30.0%	37.0%	18.4%

Implementation Measures

- Number of individuals eligible for, and granted,
 - Administrative Release
 - Medical Parole
 - Geriatric Parole
- *Percentage of offenders pending revocation that are eligible for JRA graduated sanctions**
- *Number of revocation sentences given under JRA revocation caps**
- *Number of individuals eligible for earned compliance credits**

*Pending OCMS upgrades

Implementation Measures: County Detention

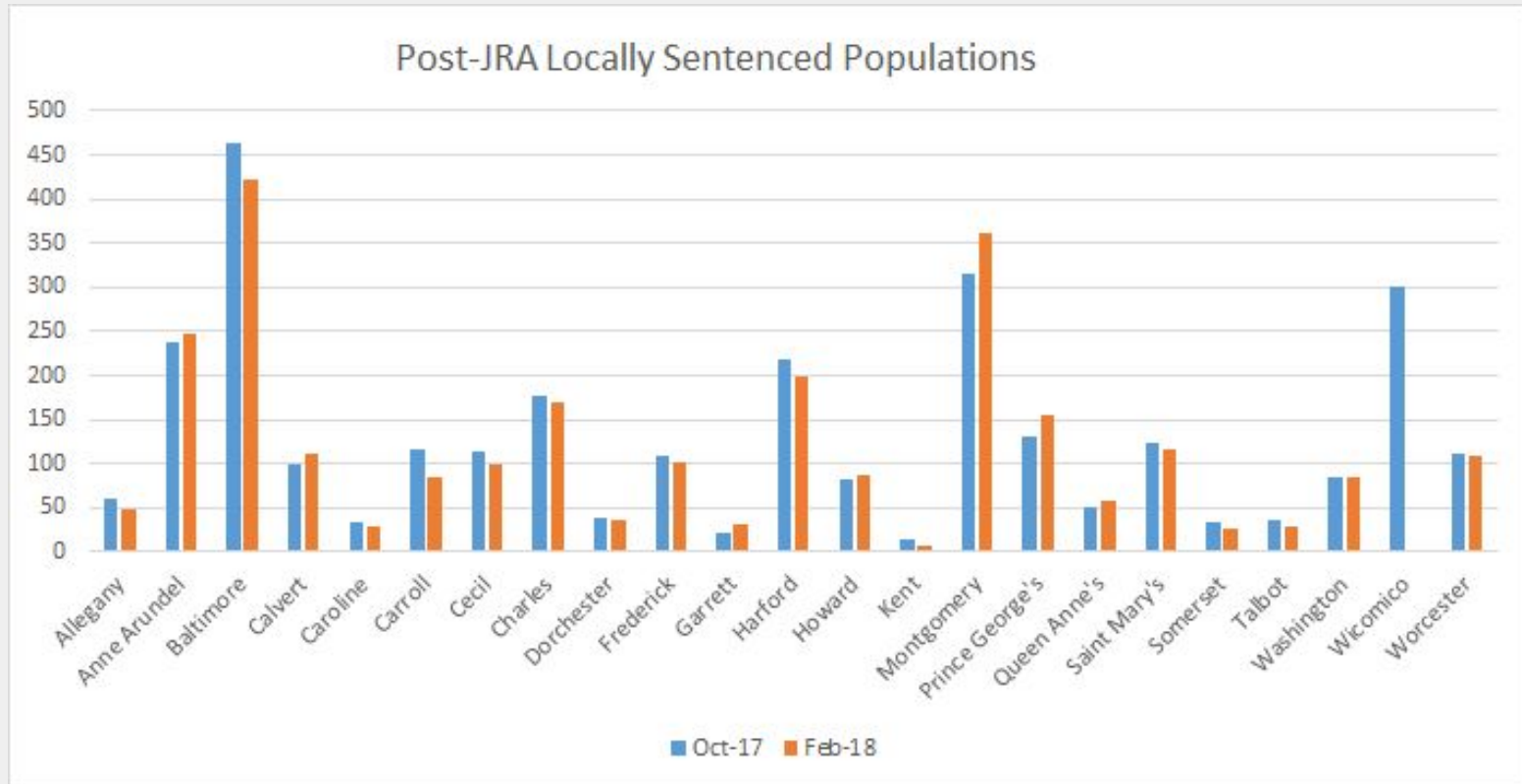


Average pretrial custody ranges from **11-187** days.

Baltimore City accounts for almost **32%** of the pretrial population.

Pretrial is **70%** of statewide* detention population on average

Implementation Measures: County Detention

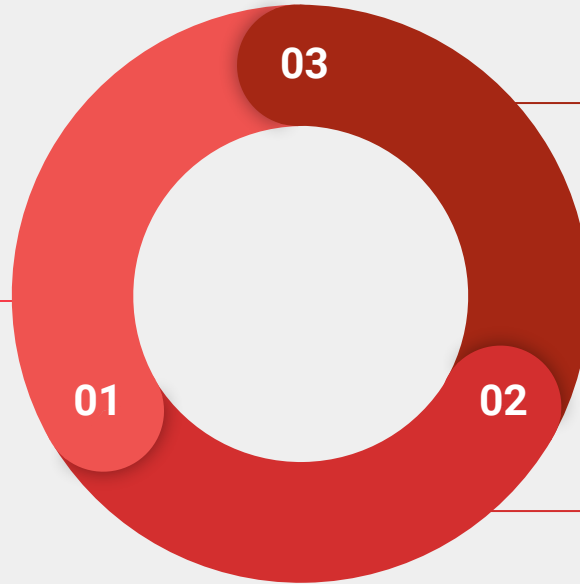


JRA Measurement

Baseline Indicators

What were we looking to improve?

How Maryland decided on the need for JRA, and what its priority areas would be.



Outcomes

What changes did JRA bring about?

Identifying continued needs for JRA refinement, unintended impacts, and new focus areas for additional reforms

Implementation

How faithfully was JRA implemented?

This tracks the success of novel programs, calculating not only their impact on the overall population but also their contribution to cost aversion.

Questions & Suggestions

- Recommendations for data measurement
- Staff referral
- Issues with providing data