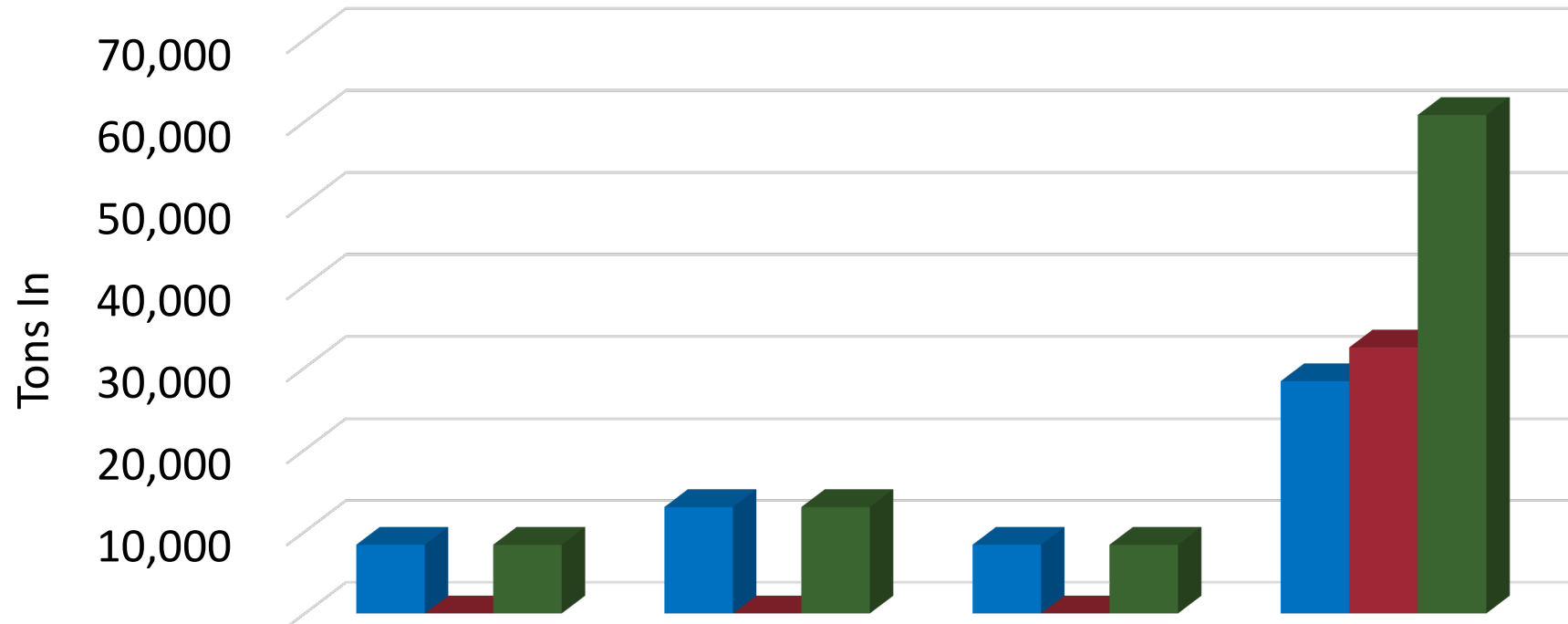


FY 21					
Incoming Material					
Tons In	1st Qtr	2nd Qtr	3rd Qtr	4th Qtr	Total
Grass	12,981	5,146	-	10,209	28,337
Leaves	-	25,173	2,986	4,293	32,452
Total	12,981	30,319	2,986	14,503	60,789
Loads by Mode	1st Qtr	2nd Qtr	3rd Qtr	4th Qtr	Total
Rail	368	423	129	281	1,201
Transfer Station - Truck	231	650	15	359	1,255
Silver Spring Depot	-	462	-	-	462
Total Loads In	599	1,535	144	640	2,918
Tons per Mode	1st Qtr	2nd Qtr	3rd Qtr	4th Qtr	Total
Rail	8,422	8,356	2,683	7,275	26,736
Transfer Station - Truck	4,560	12,933	303	7,228	25,024
Silver Spring Depot	-	9,029	-	-	9,029
Total Tons In	12,981	30,319	2,986	14,503	60,789
Leafgro® - Bulk	1st Qtr	2nd Qtr	3rd Qtr	4th Qtr	Total
Leafgro YD ³ Shipped	-	5,719	5,200	7,851	18,770
Screened Overs - Oaks	1,097	324	652	-	2,073
Overs	-	-	-	697	697
Screened Overs - Sold	1,379	2,269	937	1,820	6,405
Leafgro® - Bagged	1st Qtr	2nd Qtr	3rd Qtr	4th Qtr	Total
Leafgro® Bags Produced	173,700	253,300	223,000	-	650,000
Leafgro® Bags Shipped	164,100	224,250	181,800	79,850	650,000

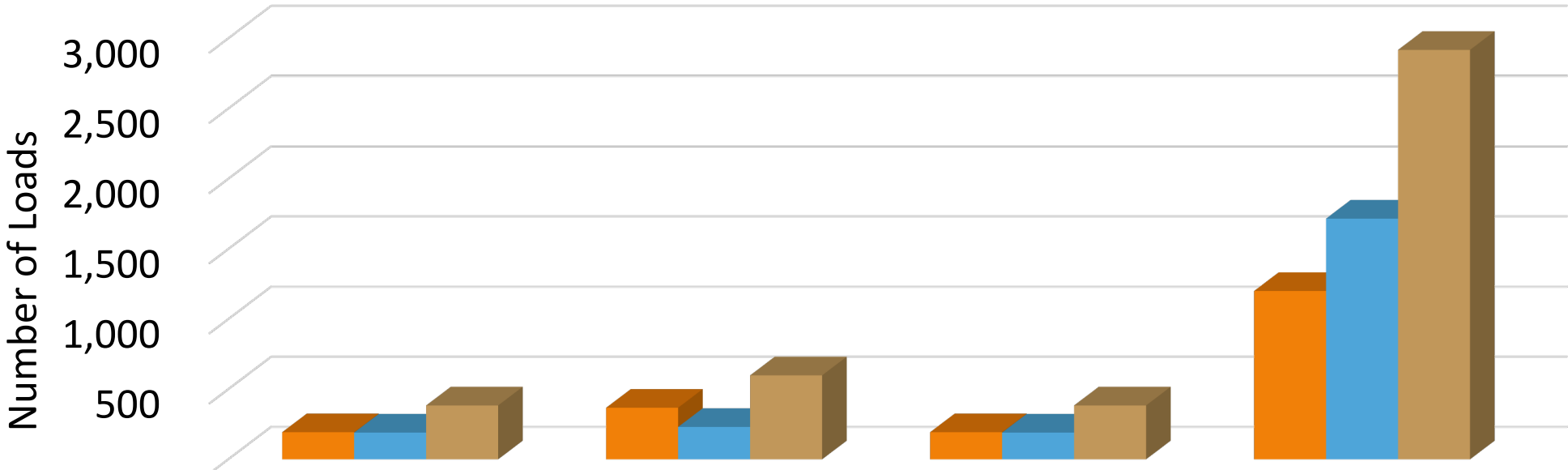
FY 22					
Incoming Material					
Tons In	1st Qtr	2nd Qtr	3rd Qtr	4th Qtr	Total
Grass	8,380	-	-	-	8,380
Leaves	-	-	-	-	-
Total	8,380	-	-	-	8,380
Loads by Mode	1st Qtr	2nd Qtr	3rd Qtr	4th Qtr	Total
Rail	193	-	-	-	193
Transfer Station - Truck	191	-	-	-	191
Silver Spring Depot	-	-	-	-	-
Total Loads In	384	-	-	-	384
Tons per Mode	1st Qtr	2nd Qtr	3rd Qtr	4th Qtr	Total
Rail	4,727	-	-	-	4,727
Transfer Station - Truck	3,653	-	-	-	3,653
Silver Spring Depot	-	-	-	-	-
Total Tons In	8,381	-	-	-	8,381
Leafgro® - Bulk	1st Qtr	2nd Qtr	3rd Qtr	4th Qtr	Total
Cubic Yards Shipped	5,199	-	-	-	5,199
Screened Overs - Oaks	-	-	-	-	-
Overs	-	-	-	-	-
Screened Overs - Sold	160	-	-	-	160
Leafgro® - Bagged	1st Qtr	2nd Qtr	3rd Qtr	4th Qtr	Total
Leafgro® Bags Produced	183,700	-	-	-	183,700
Leafgro® Bags Shipped	139,400	-	-	-	139,400

Tons of Yard Trim Received



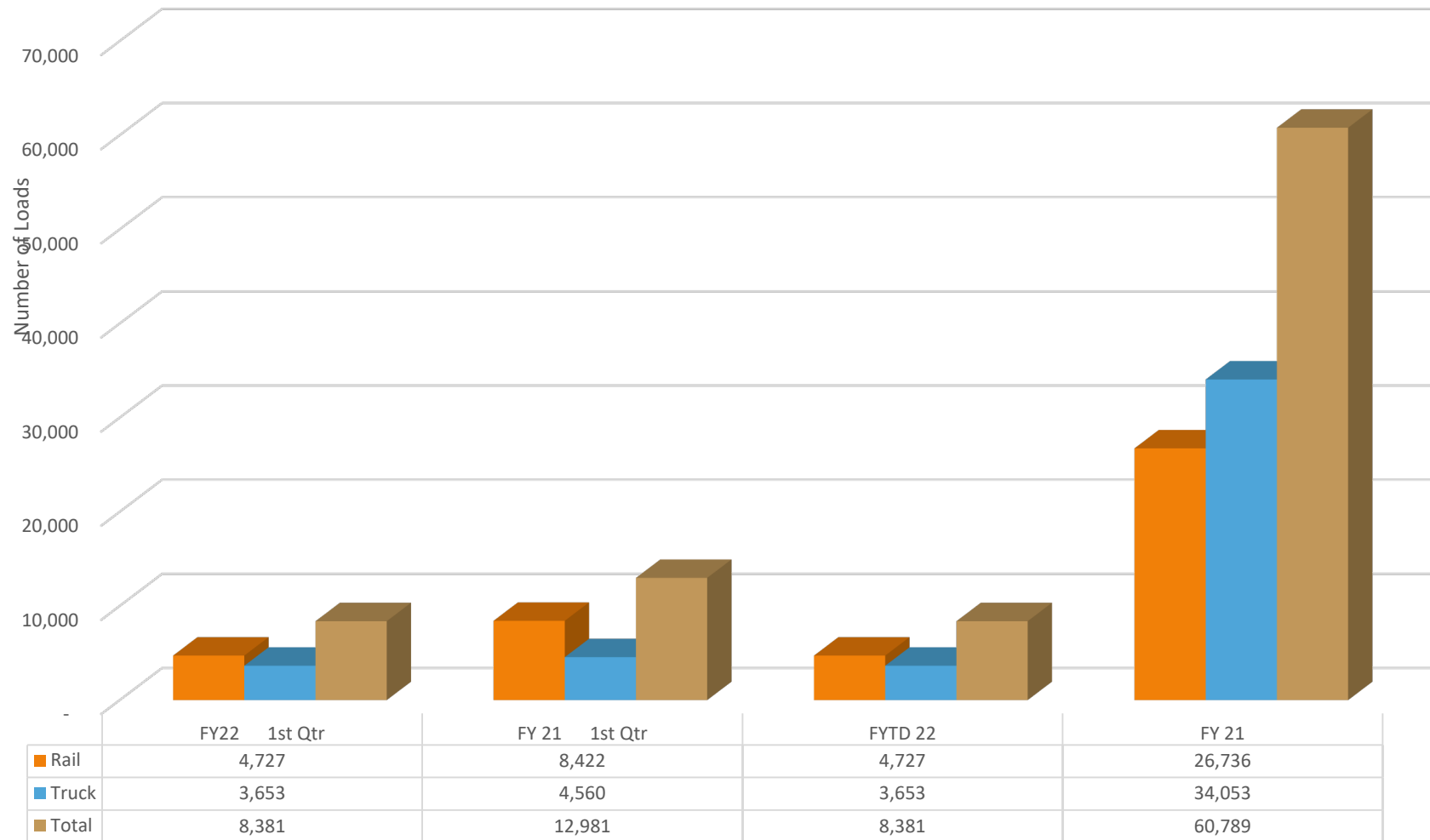
	FY22 1st Qtr	FY 21 1st Qtr	FYTD 22	FY 21
Grass	8,380	12,981	8,380	28,337
Leaves	-	-	-	32,452
Total	8,380	12,981	8,380	60,789

Yard Trim Received - # of Loads by Mode

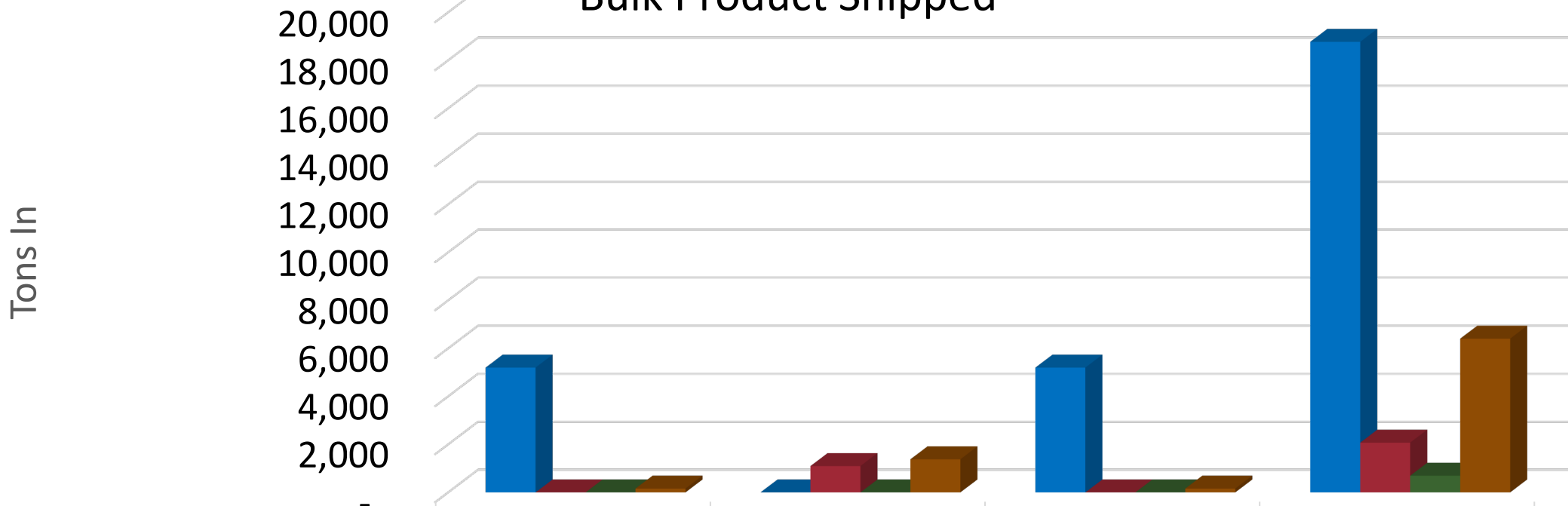


	FY22 1st Qtr	FY 21 1st Qtr	FYTD 22	FY 21
■ Rail	193	368	193	1,201
■ Truck	191	231	191	1,717
■ Total	384	599	384	2,918

Yard Trim Received - Tons by Mode

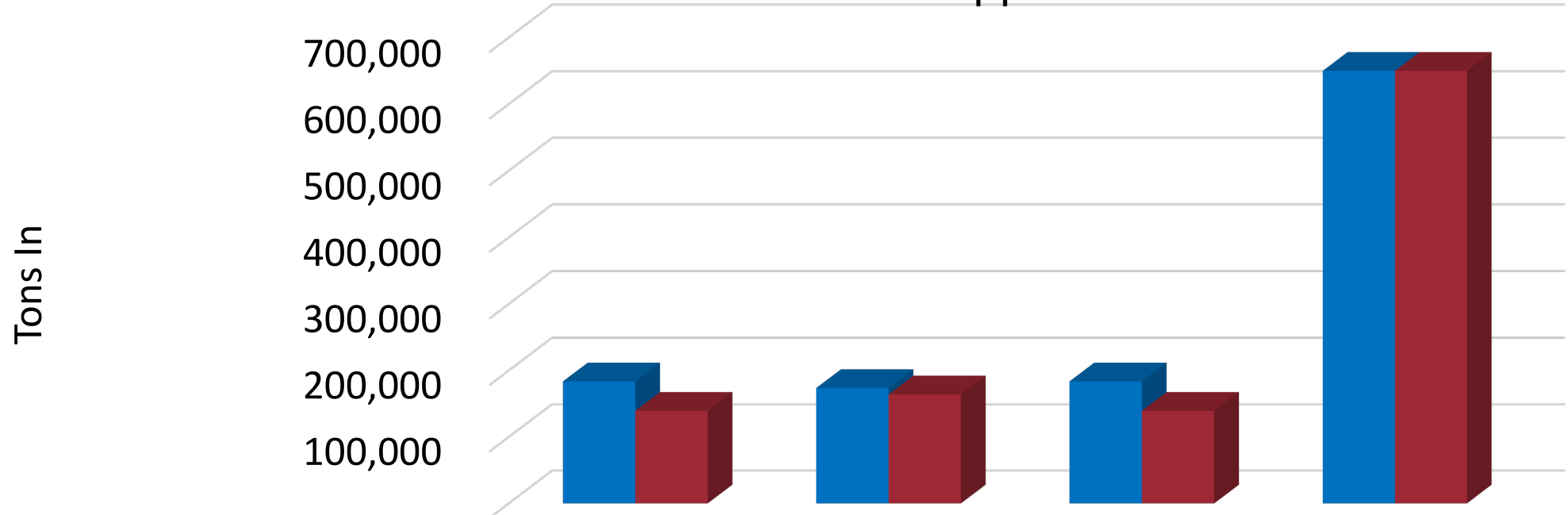


Bulk Product Shipped



	FY22 1st Qtr	FY 21 1st Qtr	FYTD 22	FY 21
Leafgro®	5,199	-	5,199	18,770
Screened Overs	-	1,097	-	2,073
Screened Overs - Oaks	-	-	-	697
Screened Overs - Sold	160	1,379	160	6,405

Bagged Leafgro Produced and Shipped



	FY22 1st Qtr	FY 21 1st Qtr	FYTD 22	FY 21
■ Leafgro® Bags Produced	183,700	173,700	183,700	650,000
■ Leafgro® Bags Shipped	139,400	164,100	139,400	650,000

Spill Report

- 8/24 MES
- Loader Hydraulic line failure.
- Quantity - 4 gallons.
- All oil was contained on asphalt and cleaned up by MES personal.