

Montgomery County Yard Trim Compost Facility

DAFIG QUARTERLY REPORT

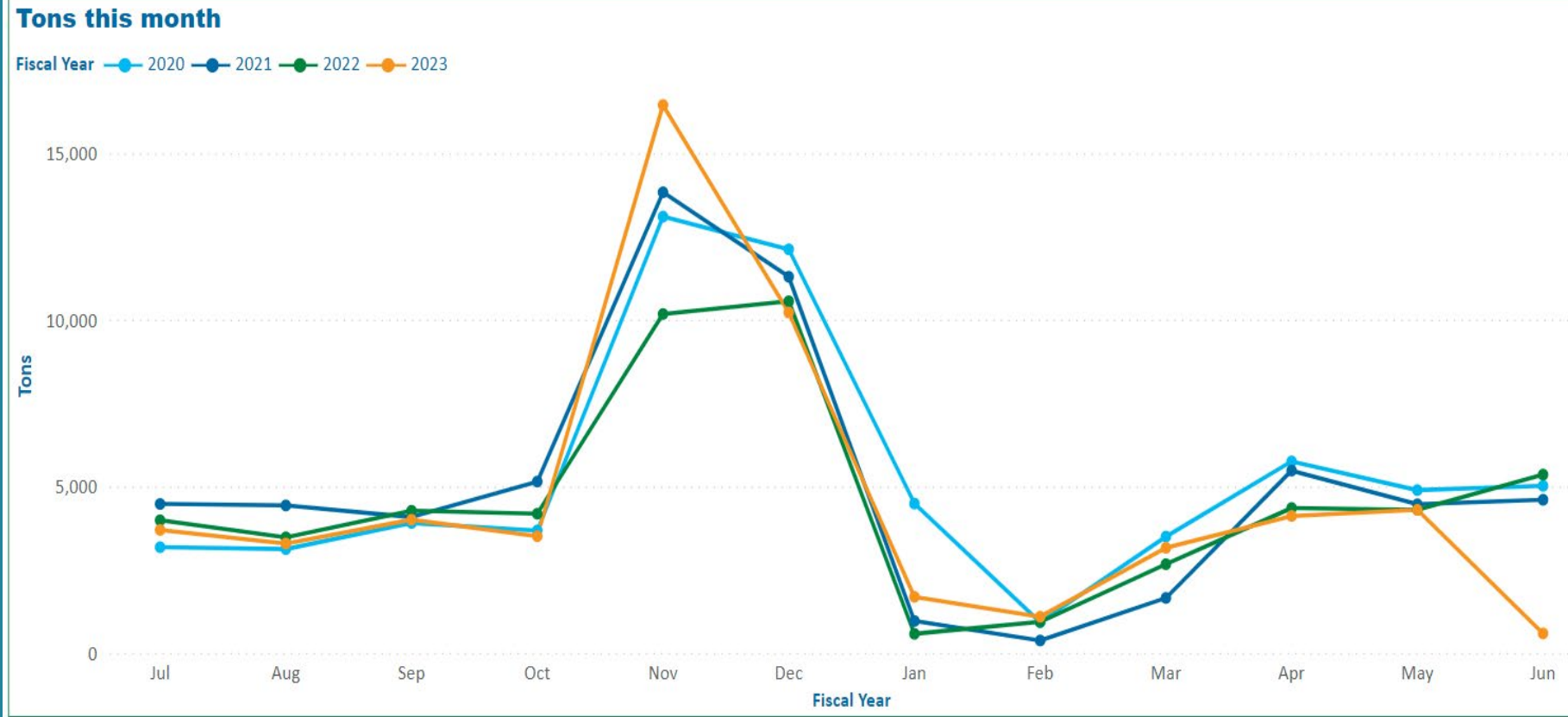
JUNE 13, 2023



Tons of Yard Trim Received Per Month

FY 2023 as of 6/6/2023

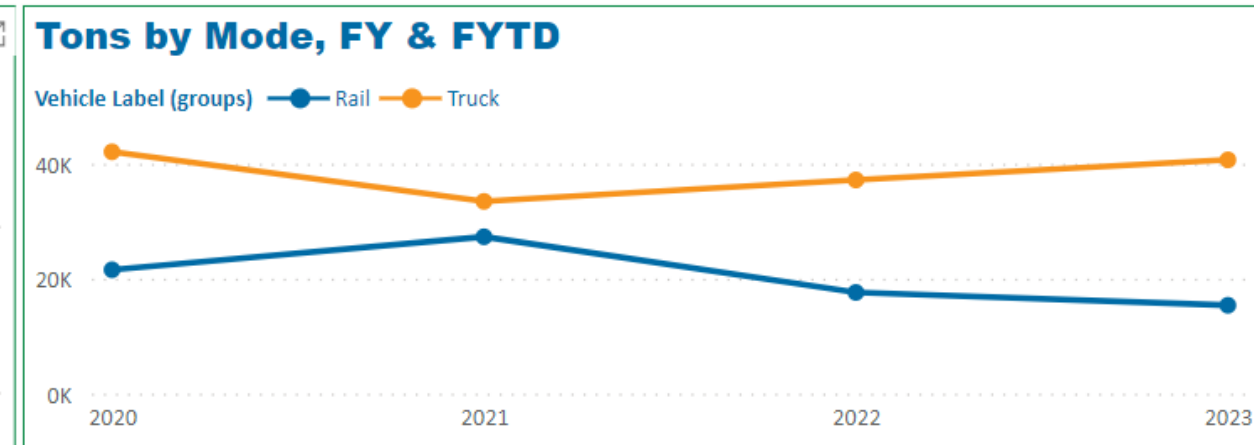
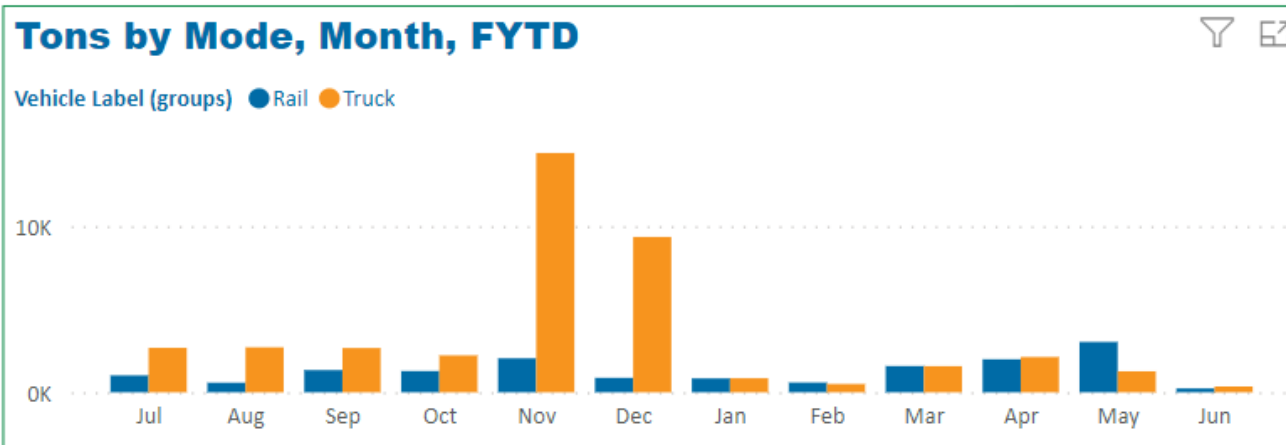
MCYTCF Incoming Tons by Month FYTD: 06/06/2023



Fiscal Year	Jul	Aug	Sep	Oct	Nov	Dec	Jan	Feb	Mar	Apr	May	Jun
2020	3,175	3,119	3,903	3,678	13,103	12,121	4,487	924	3,493	5,751	4,890	5,018
2021	4,474	4,429	4,080	5,146	13,832	11,297	960	374	1,652	5,476	4,465	4,600
2022	3,983	3,472	4,269	4,180	10,178	10,561	575	932	2,665	4,352	4,301	5,356
2023	3,695	3,286	4,000	3,505	16,453	10,223	1,686	1,088	3,158	4,114	4,298	586

Tons of Yard Trim Received by Mode FY 2023 as of 6/6/2023

MCYTCF Incoming Tons by Mode FYTD: 06/06/2023

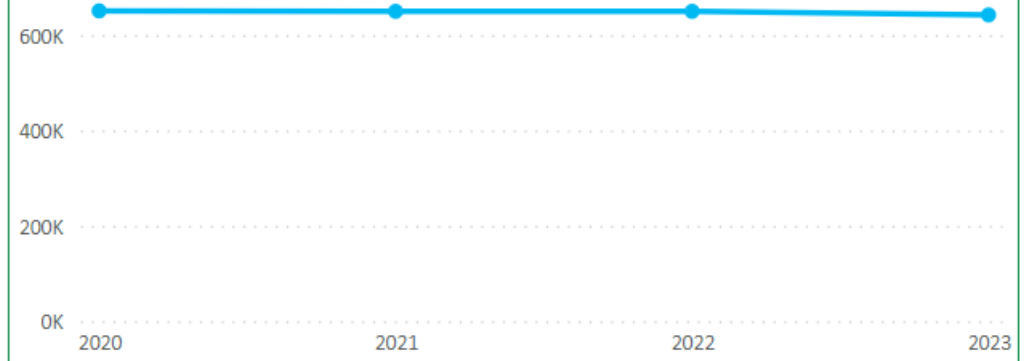


Vehicle Label	Jul	Aug	Sep	Oct	Nov	Dec	Jan	Feb	Mar	Apr	May	Jun
Rail	1,017	578	1,336	1,282	2,046	870	838	588	1,583	1,987	3,032	235
Truck	2,678	2,708	2,664	2,223	14,407	9,353	848	499	1,575	2,126	1,266	352
Total	3,695	3,286	4,000	3,505	16,453	10,223	1,686	1,088	3,158	4,114	4,298	586

Vehicle Label	2020	2021	2022	2023
Truck	42,091	33,472	37,198	40,700
Rail	21,570	27,312	17,627	15,391
Total	63,661	60,784	54,824	56,090

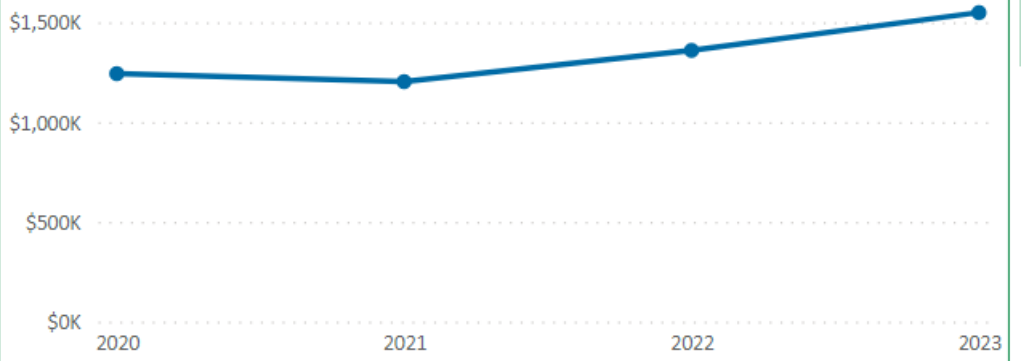
Leafgro® Bags Units Shipped & Sales per Fiscal Year FY 2023 as of 6/6/2023

Leafgro-Bags Units Shipped, FY & FYTD



Material Label	2020	2021	2022	2023
Leafgro Bags 1.5	651,050	650,000	650,000	642,600

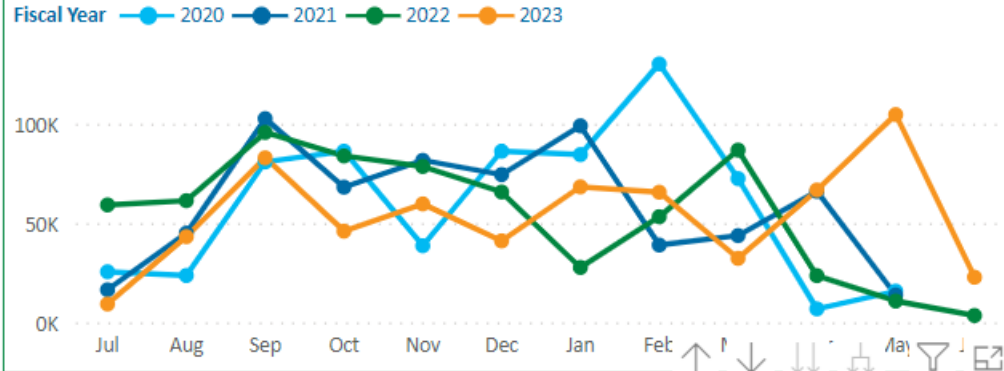
Leafgro-Bags Sales, FY & FYTD



Material Label	2020	2021	2022	2023
Leafgro Bags 1.5	\$1,242,985	\$1,203,028	\$1,359,956	\$1,548,956

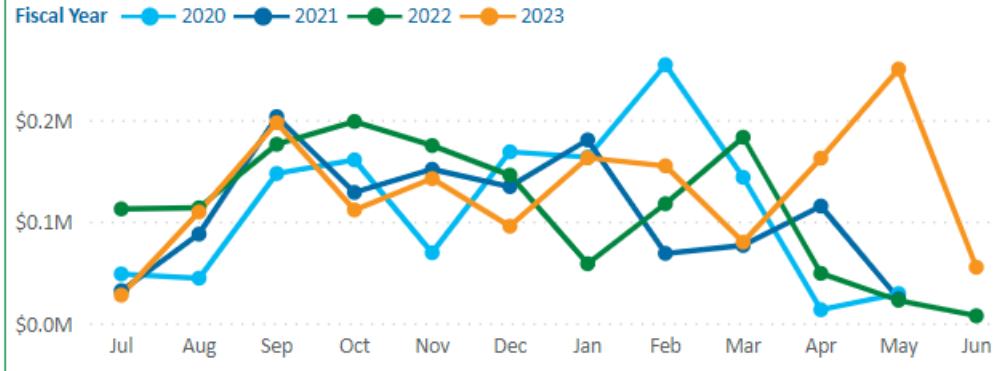
Leafgro® Bags Units Shipped & Sales per Month FY 2023 as of 6/6/2023

Leafgro-Bags Units Shipped by Month



Material Label	ov	Dec	Jan	Feb	Mar	Apr	May	Jun
Leafgro Bags 1.5	550	267,500	279,600	288,050	235,300	163,150	145,150	26,300

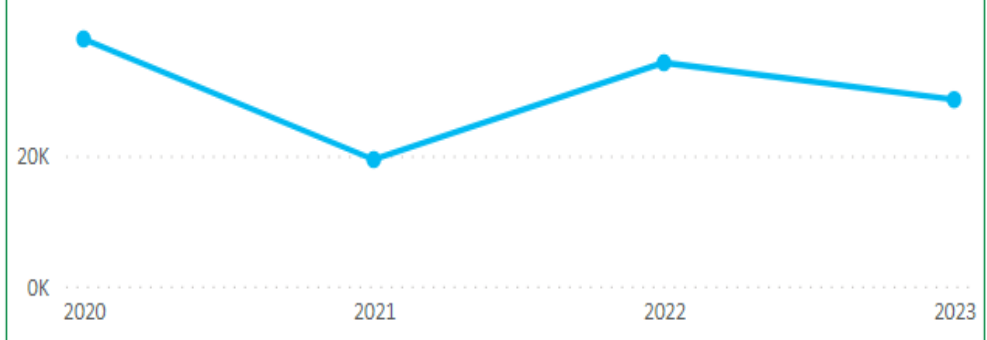
Leafgro-Bags Sales by Month



Material Label	Dec	Jan	Feb	Mar	Apr	May	Jun
Leafgro Bags 1.5	44,360	\$565,080	\$595,583	\$482,934	\$340,233	\$326,204	\$62,490

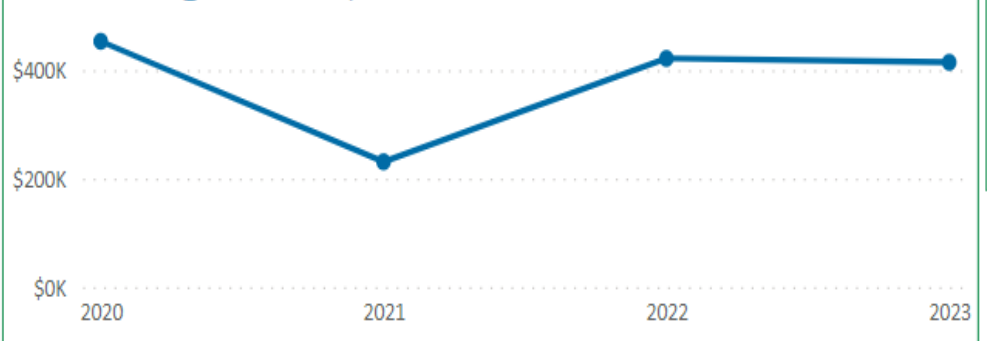
Bulk Leafgro® Yd³ Shipped & Sales per Fiscal Year FY 2023 as of 6/6/2023

Bulk Leafgro Shipped, FY & FYTD



Material Label	2020	2021	2022	2023
Leafgro - OUT	37,925	19,431	28,540	28,621
Bulk Leafgro for Bags (Lowe Products)			5,744	

Bulk Leafgro Sales, FY & FYTD

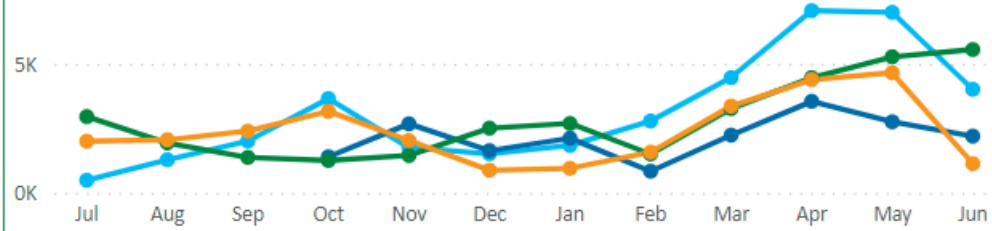


Material Label	2020	2021	2022	2023
Leafgro - OUT	\$453,368	\$231,098	\$369,996	\$414,627
Bulk Leafgro for Bags (Lowe Products)			\$51,696	

Bulk Leafgro® Yd³ Shipped & Sales per Month FY 2023 as of 6/6/2023

Bulk Leafgro Shipped by Month

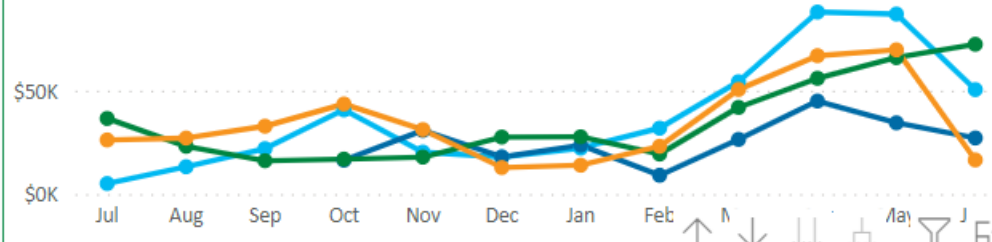
Fiscal Year 2020 2021 2022 2023



Material Label	Oct	Nov	Dec	Jan	Feb	Mar	Apr	May	Jun
Bulk Leafgro for Bags (Lowe Products)		338	1,230	1,753	132	564	916	811	
Leafgro - OUT	480	7,584	5,315	5,850	6,582	12,788	18,583	18,898	12,917

Bulk Leafgro Sales by Month

Fiscal Year 2020 2021 2022 2023



Material Label	ec	Jan	Feb	Mar	Apr	May	Jun
Leafgro - OUT	255	\$71,846	\$82,300	\$168,241	\$247,708	\$249,954	\$166,620
Bulk Leafgro for Bags (Lowe Products)	070	\$15,777	\$1,188	\$5,076	\$8,244	\$7,299	

STORMWATER POND MANAGEMENT



- Ponds sampled before discharge per NPDES permit requirements
- Biological Oxygen Demand (BOD)
 - The measure of how much oxygen is needed to breakdown organic matter in water; measured in mg/l
- Total Suspended Solids (TSS)
 - The measure of the total amount of suspended solids in the water column; measured in mg/l
- Power of Hydrogen (pH)
 - The measure of how acidic/basic water is. The ranges from 0 to 14, with 7 being neutral

MECHANICAL FLUID SPILLS

Overview:

We experienced two spills. We continue to speak with contractors before they enter the site.

4/5/23 Contractor Truck

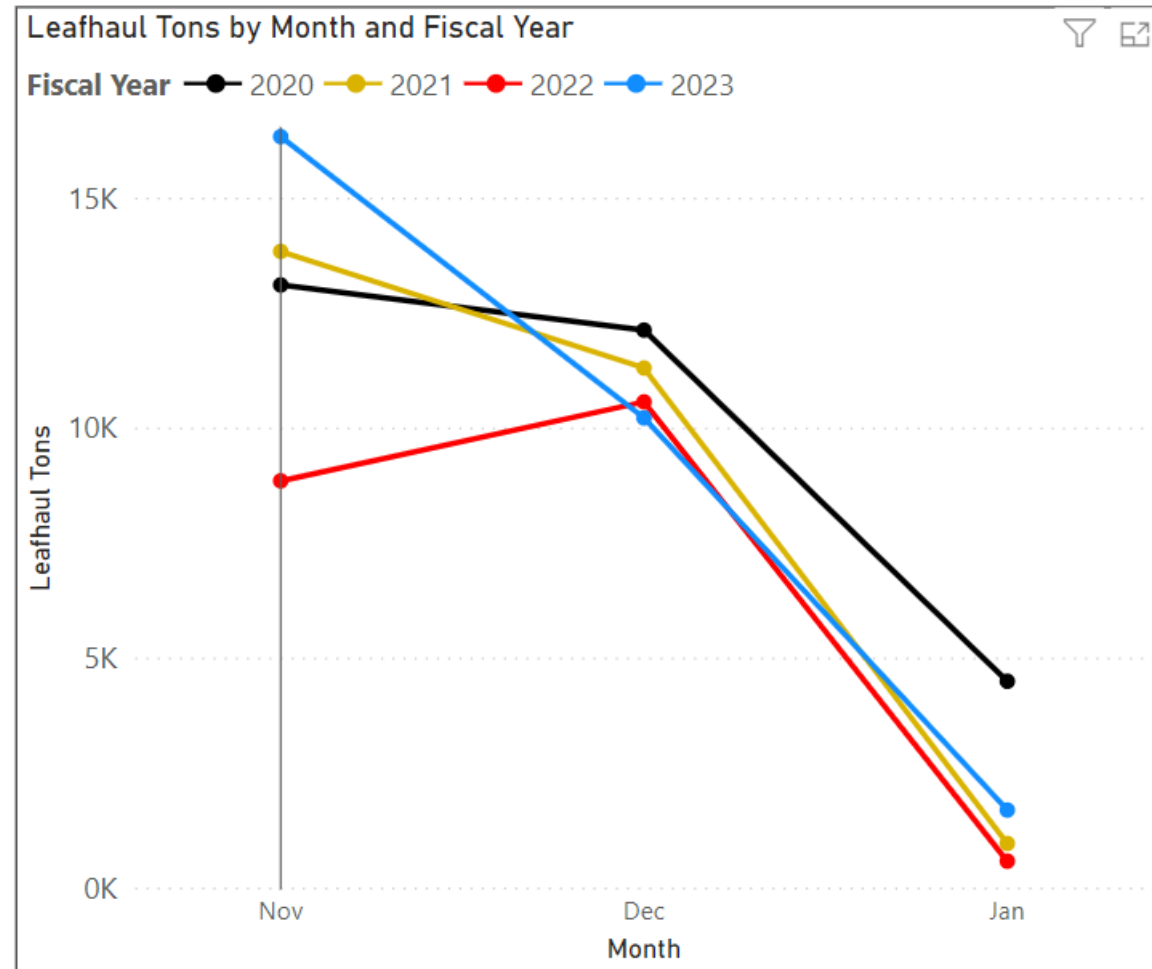
- Broken hydraulic hose
- Estimated 2 Qts hydraulic spilled

5/16/23 COVANTA Truck

- Engine overheated antifreeze
- Estimated 1 gallon spilled

Leaf Haul per Fiscal Year FY 2023 as of 6/6/2023

MCYTCF Incoming Tons by Month



Month	2020	2021	2022	2023
Nov	13,103	13,832	8,843	16,327
Dec	12,121	11,297	10,561	10,210
Jan	4,487	960	575	1,686
Total	29,710	26,089	19,979	28,223