



Information & Technology Report

2020 Presidential General Election

Polling Room Layouts


Polling Room Layouts

- Locate Check-In where strongest wireless signal is received
- Determine if equipment allocated fits in the polling room
- Determine if number of electrical outlets are adequate to support amount of equipment
- Work with Director to adjust allocations if needed (space limitations or inadequate number of electrical outlets)
- Work with Office of Emergency Services & Homeland Security and MoCo Dept of Health to ensure the layouts meet COVID-19 guidelines
- Determine number of people allowed in the polling room per guidelines provided by SBE and MoCo Dept of Health

Silver Spring Civic Building
One Veterans Pl
Silver Spring MD 20910
RECOMMENDED ROOM LAYOUT

GREAT HALL

- 44** Voting Booths
- 18** Seated Voting
- 17** Poll Books
- 15** BMDs
- 5** Scanners
- 50** Max Voters



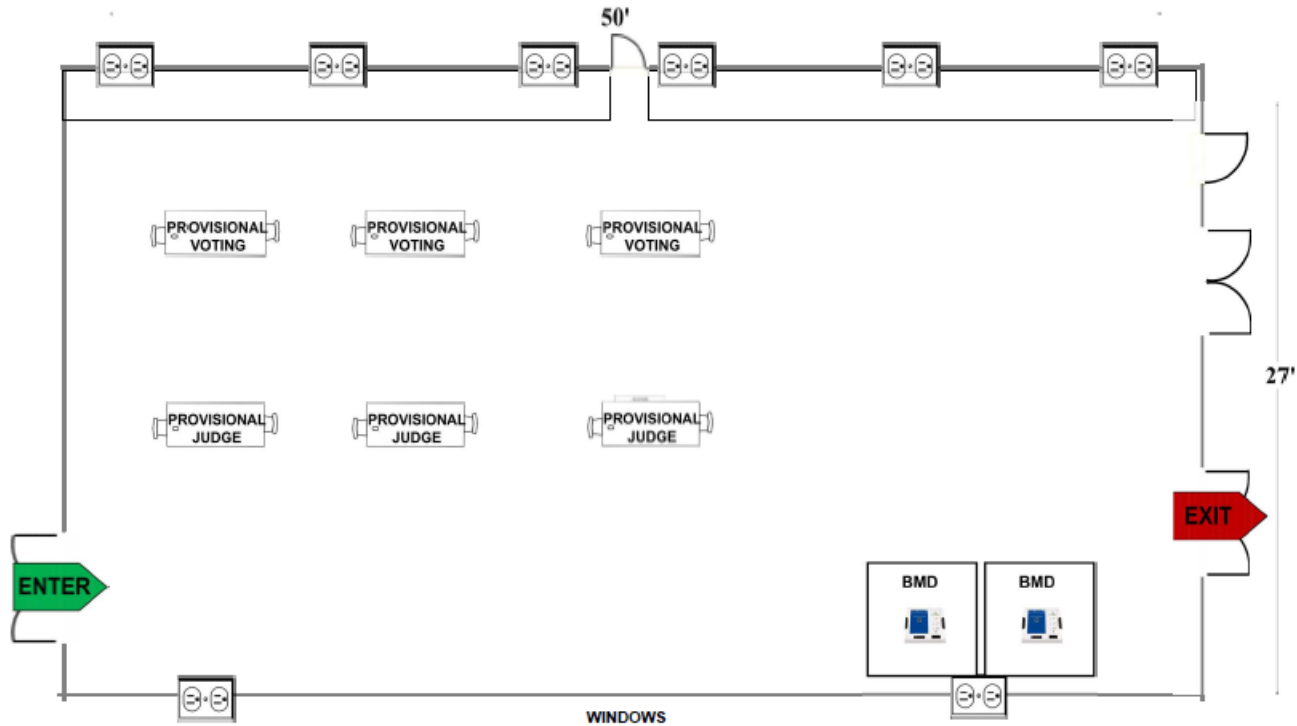
Montgomery County
Board of Elections

10/12/2020

Silver Spring Civic Building
8525 Fenton St.
Silver Spring, MD 20910

Ellsworth
Room

2 BMDs



Montgomery County
Board of Elections
10/19/2020



Seals/Tamper
Tape



Electionware®



Memory Stick



DS200



BMD

Logic & Accuracy



Compact Flash Card



Electronic Pollbook

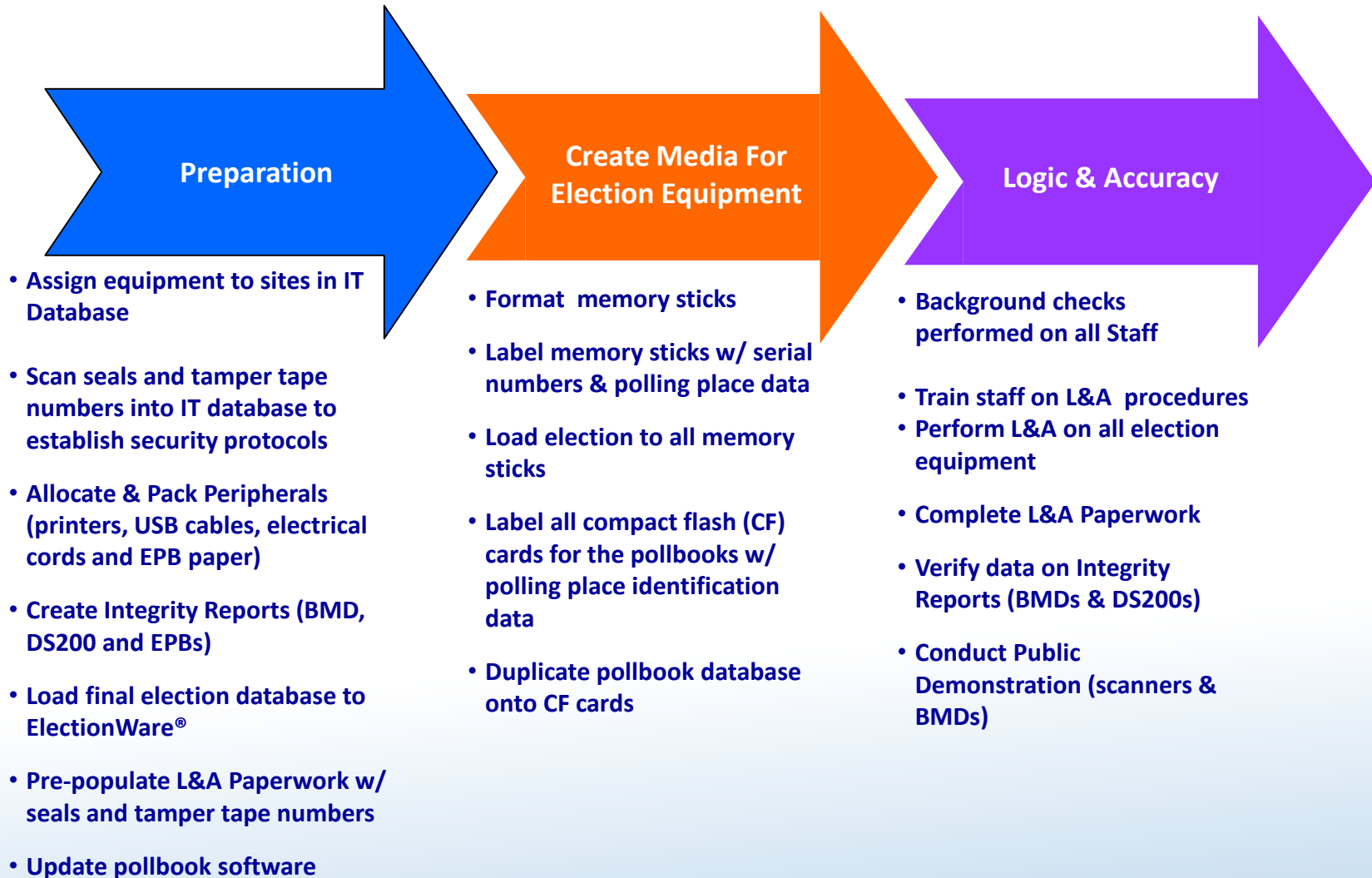


Compact Flash
Adaptor



Pollbook printer

Logic & Accuracy



Early Voting Equipment Deployed

EV	VC	Polling Place	Scanners	BMDs	Total EPBS
EV-01	VC-01	Mid County Community Rec Center Gym	6	14	7
EV-02	VC-02	Executive Office Building*	3	4(7)	5
EV-03	VC-03	Germantown Community Rec Center	8	20	18
EV-04	VC-04	Marilyn Praisner Community Rec Ctr	7	20	16
EV-05	VC-05	Silver Spring Civic Center	5	15	17
EV-06	VC-06	Activity Center at Bohrer Park	8	20	18
EV-07	VC-07	Damascus Community Rec Center	4	8	6
EV-08	VC-08	Jane Lawton Community Rec Center Gym	6	12	10
EV-09	VC-09	Wheaton Recreation Center	6	15	18
EV-10	VC-10	Potomac Community Rec Center Gym	6	10	12
EV-11	VC-11	Sandy Spring Volunteer Fire Dept	4	8	8
		Totals	63	146(149)	135

* 3 additional BMDs added to site

Election Day Equipment Deployed

D-P	Polling Place	Scanners	BMDs	Pollbooks
vc-12	Albert Einstein HS	8	15	10
vc-13	Bethesda-Chevy Chase HS - cafeteria	6	15	9
vc-14	Bethesda-Chevy Chase HS-gym	8	20	17
vc-15	Clarksburg HS	10	15	10
vc-16	Col. Zadok Magruder HS	10	15	10
vc-17	Damascus HS	8	10	10
vc-18	Gaithersburg HS	8	15	10
vc-19	James Hubert Blake HS	7	10	10
vc-20	John F. Kennedy HS	8	15	10
vc-21	Montgomery Blair HS	10	20	18
vc-22	Montgomery Co. Conf Ctr @ Marriott Bethesda North	8	8	11
vc-23	Nancy Dacek N. Potomac Comm Rec Ctr	8	15	10
vc-24	Northwest HS	8	10	10
vc-25	Northwood HS	8	15	10
vc-26	Paint Branch HS	8	15	10
vc-27	Poolesville HS	8	12	10
vc-28	Quince Orchard HS	8	15	10
vc-29	Richard Montgomery HS	8	15	10
vc-30	Rockville HS	8	15	10
vc-31	Seneca Valley HS	8	15	10
vc-32	Sherwood HS	6	10	10
vc-33	Springbrook HS	8	10	10
vc-34	Thomas S. Wootton HS	7	15	10
vc-35	Walt Whitman HS	7	15	10
vc-36	Walter Johnson HS	7	15	10
vc-37	Watkins Mill HS	7	15	10
vc-38	Wheaton HS	9	15	16
vc-39	White Oak Comm Rec Ctr	9	15	10
vc-40	Winston Churchill HS	6	10	10
	Totals	229	405	311

Scanning Unit Opening Integrity Report 2020 Presidential General Election

County/City: **Montgomery**Vote Center: **VC-01 Mid County Community Rec Center Gym**Date: **November 3, 2020**

1. After verifying numbers, discard all security seals you remove.
2. Fill in the gray areas.
3. Sign and place first *Zero Report* and *Configuration Reports* into the RED Security Bag. Sign and place second *Zero Report* into the BLACK Security Bag. Post the third *Zero Reports* for public viewing.
4. Both chief judges must sign below. Return this form in the Chiefs' Binder.

Remember: If any tamper tape or seal is removed from the scanning unit during voting hours, attach the removed tamper tape or seal to the *Tamper Tape/Security Seal Removal Report* and explain why the tamper tape or seal was removed.

Scanning Unit #	A. MAIN Ballot Box Security Seal #	B. NEW MAIN Ballot Box Security Seal #	C. EMERGENCY Ballot Compartment Security Seal #	D. NEW EMERGENCY Ballot Compartment Security Seal #	E. LEFT Case Seal # (DO NOT REMOVE)	F. RIGHT Case Seal # (DO NOT REMOVE)
	Verify	Record	Verify	Record	Verify	Verify
1	1117811		1117817		4261061	4261067
2	1117812		1117818		4261062	4261068
3	1117813		1117819		4261063	4260827
4	1117814		1117820		4261064	4260828

Scanning Unit #	G. Scanning Unit LID Security Seal #	H. Scanning Unit SERIAL #	I. REAR Access Door Tamper Tape # (DO NOT REMOVE)	J. FRONT Access Door Tamper Tape # (DO NOT REMOVE)	K. PUBLIC Count	L. PROTECTED Count
	Verify	Verify	Verify	Verify	Record	Record
1	1117825	DS0317410619	61025201	61025207		
2	1117826	DS0319362407	61025202	61025208		
3	1117827	DS0315410709	61025203	61025209		
4	1117828	DS0319360068	61025204	61025210		

To the best of our knowledge, the information on this report is true and accurate.

Assisting Judge(s): _____

Democratic/Other Chief Judge: _____ Republican/Other Chief Judge: _____

3/15/2021

Scanning Unit Closing Integrity Report 2020 Presidential General Election

State of Maryland

County/City: MONTGOMERY

Vote Center: VC-01 Mid County Community Rec Center Gym

Date: November 3, 2020

1. After recording numbers, discard all security seals you remove. Place removed tamper tape on the back of form. 2. Fill in all gray areas
3. Sign and place the first results reports and front memory sticks in the **RED** security bag. Sign and place the second results reports in the **BLACK** security bag and post the second results reports for public viewing. 4. Sign this form and return it in the Chiefs' Binder.

Scanning Unit #	A. Removed EMERGENCY Ballot Compartment Security Seal #	B. Removed MAIN Ballot Box Security Seal #	C. Public Count	D. Protected Count	E. Removed FRONT Access Door Tamper Tape #	F. Removed REAR Access Door Tamper Tape #
	Record	Record	Record	Record	Record	Record
1						
2						
3						
4						
Total:						

Scanning Unit #	G. FRONT Memory Stick Serial #	H. REAR Memory Stick Serial #	I. NEW Scanning Unit LID SEAL #	J. Security SEAL on Front of BALLOT Transfer BIN	K. Number of VACs
	Verify	Verify	Record	Record	Record
1	AA04012700025394	AA04012700036065			
2	052301151817570	AA04012700035672			
3	AA04012700021045	AA04012700032176			
4	AA04012700021565	052301151817840			
Total:					

To the best of our knowledge, the information on this report is true and accurate.

Assisting Judge(s): _____

Democratic/Other Chief Judge: _____ Republican/Other Chief Judge: _____

9-12-2020

After the election, return in Chief's Binder

Integrity Reports Accuracy Rates

(Information on report did not match seals/tags on equipment)

Scanner Integrity Report

Opening Report - overall accuracy rate 99.70% (7 errors reported for 2,336 items)

Item	Issues	Total Items	Accuracy Rate
Lid Seal #	0	292	100%
Serial #	5	292	98.28%
Rear Access Door Tamper Tape	0	292	100%
Front Access Door Tamper Tape	1	292	99.65%
Main Ballot Box Seal #	0	292	100%
Emergency Compartment Seal #	0	292	100%
Left Case Seal #	1	292	99.65%
Right Case Seal #	0	292	100%

Closing Report - overall accuracy rate 99.65% (2 errors reported for 584 items)

Item	Issues	Total Items	Accuracy Rate
Main Memory Stick Serial #	1	292	99.65%
Rear Memory Stick Serial #	1	292	99.65%

**Ballot Marking Device Integrity Report
Presidential General Election 2020**

State of Maryland



County/City: **Montgomery** Date: **November 3, 2020**

Vote Center: **VC-12 Albert Einstein HS**

☐ Attach all tamper tape removed from the Ballot Marking Device (BMD) during opening and closing to the back of this form.

REMEMBER: If any tamper tape is removed from the Ballot Marking Device (BMD) during voting hours, attach the removed tamper tape to the *Tamper Tape/Security Seal Removal Report* and explain why the tamper tape was removed.

BMD Unit #	OPENING					CLOSING
	A. BMD Serial #		B. Side compartment tamper tape # at opening		C. New side compartment tamper tape # at opening	D. Record and remove side compartment tamper tape # at closing
	Verify	✓	Verify	✓	Record	Record
1	EV0115361065		61025686			
2	EV0115360706		61025687			
3	EV0115360206		61025688			
4	EV0115331120		61025689			
5	EV0115360626		61025690			
6	EV0115331566		61025691			
7	EV0115360104		61025692			

To the best of our knowledge, the information on this report is true and accurate.

Judge (s) Assisting at Opening: _____ Judge(s) Assisting at Closing: _____

Chief Judge: _____ Chief Judge: _____

3/15/2021

Electronic Pollbook Integrity Report 2020 Presidential General

County/City: **Montgomery** _____ Date: **11/03/20**

District/Ward/Precinct: **Activity Center at Bohrer Park**

Judges must:

1. Opening: Print and sign the opening *Ballot Counts Report* and *Voter Counts Report* from each pollbook and attach them to this form before the polls open.
2. Complete the "Opening" section.
3. During: Verify and record information if you have to remove the inner seal during the day.
4. Closing: Print and sign the *Ballot Counts Report* and *Voter Counts Report* from each pollbook and attach them to this form.
5. Complete the "Closing" section.
6. Have Chief Judges sign the form after the polls close.

	OPENING							DURING		CLOSING	
	1		2		3		4		5	6	7
Pollbook ID Numbers	Outer Seal # (on outside of storage case)		State Asset Tag # (on back of pollbook)		Inner Seal # (on top lid of pollbook)		Verify inner seal was intact when polls opened (initial)		If Inner Seal was removed during the day, please record reason here. If more room is needed use back of this page.	New Inner Seal #	New Outer Seal # (applied to storage case at closing)
	Verify	✓	Verify	✓	Verify	✓	REP/Oth	DEM	Record	Record	Record
#1	132289		050653		1222289						
#2	132290		051703		1222290						
#3	132291		050723		1222291						
#4	132292		050545		1222292						
#5	132293		006982		1222293						
#6	132294		033442		1222294						
#7	132295		006991		1222295						
#8	132296		051744		1222296						

To the best of our knowledge the information on this report is true and correct.

Democratic Chief Judge

Republican/Other Chief Judge

Revised 02/11/2019

Integrity Reports Accuracy Rates (cont'd)

(Information on report did not match seals/tags on equipment)

BMD Integrity Report

BMD overall accuracy rate 98.46% (17 errors reported for 1,108 items)

Item	Issues	Total Items	Accuracy Rate
Serial Number	6	554	98.92%
Tamper Tape	11	554	98.01%

Pollbook Integrity Report

Pollbook overall accuracy rate 98.80% (16 errors reported for 1,338 items)

Item	Issues	Total Items	Accuracy Rate
State Asset Tag	11	446	97.53%
Inner Seal	2	446	99.55%
Outer Seal	3	446	99.32%



2020 General Election BMD Preparation

- ❖ Prep Time: 2 hours
- ❖ # of BACs created: 255

2018 Primary Election EV BMD Preparation

- ❖ Prep Time: 30 – 45 minutes
- ❖ # of BACs created: 76



2020 General Election Scanner Preparation

- ❖ Prep Time: 4-6 hours
- ❖ # of pages in test deck: 2040
- ❖ # of BACs: 255
- ❖ Total Test Deck: 2295

2018 Primary Election EV Scanner Preparation


- ❖ Prep Time: 2 hours
- ❖ # of pages in test deck: 1154
- ❖ # of BACs: 76
- ❖ Total Test Deck: 1230

Early Voting Site Set-Up



- Set-up occurred October 20-22 & 24-25
- Wireless signal retested with SBE during set-up of site
- Adjustments made to layout if needed and room diagrams updated

- L&A for the EV pollbooks not completed prior to set-up of rooms due to State not providing pollbook file until Thursday 22nd
- IT Team split into three groups to set-up pollbooks on the 24th and 25th



Call Center



Early Voting – Call Breakdown

Category	# of Calls
Campaigns/Watchers	5
Equipment: Ballot Marking Device	50
Equipment: Barcode Scanner	1
Equipment: DS200 Scanner	17
Equipment: ePollbook	51
Equipment: Phones	5
Facility Issues - Access	11
Facility Issues - Electioneering	2
Facility Issues - Other	16
Forms/Reports	19
Judges: Personnel	30
Judges: Procedural Questions	46
Other	81
Supplies: PPE	57
Supplies: Ballots & Ballot Bins	38
Supplies: Other	36
Supplies: Pens, Stickers, Etc.	78
Voter Issues/Questions	62
Total	605

Early Voting Day 1

	WAIT TIME													
Site Name	7:30 AM	8:00 AM	9:00 AM	10:00 AM	11:00 AM	12:00 PM	1:00 PM	2:00 PM	3:00 PM	4:00 PM	5:00 PM	6:00 PM	7:00 PM	8:00 PM
EV01 - Mid County	45	45	24	18	14	30	12	0	0	0	5	4	0	0
EV02 - EOB	105	115	90	67	66	62	65	65	76	76	69	75	60	38
EV03 - Germantown	115	84	64	33	20	17	25	29	20	25	20	15	10	0
EV04 - Praisner	10	60	90	30	20	20	20	25	0	30	30	15	15	0
EV05 - Silver Spring	75	110	70	25	5	8	0	0	15	20	2	5	0	0
EV06 - Bohrer Park	90	90	60	5	5	50	50	5	15	40	10	10	10	10
EV07 - Damascus	60	60	30	15	10	10	10	10	10	30	30	25	25	25
EV08 - Lawton	55	45	0	4	0	0	0	0	8	4	0	0	0	0
EV09 - Wheaton	41	33	15	4	10	13	11	11	7	4	19	15	3	0
EV10 - Potomac	54	37	3	0	0	8	15	29	18	10	0	0	0	0
EV11 - Sandy Spring	45	64	90	90	45	30	25	10	45	20	20	15	0	0

Wait Times of 30 minutes or greater shown in red

Early Voting Day 2

	WAIT TIME													
Site Name	7:30 AM	8:00 AM	9:00 AM	10:00 AM	11:00 AM	12:00 PM	1:00 PM	2:00 PM	3:00 PM	4:00 PM	5:00 PM	6:00 PM	7:00 PM	8:00 PM
EV01 - Mid County	15	15	0	0	7	8	0	5	15	13	0	0	0	0
EV02 - EOB	15	45	25	0	23	40	35	30	30	26	57	50	50	45
EV03 - Germantown	10	0	0	0	4	0	0	0	2	3	5	5	7	0
EV04 - Praisner	45	45	15	5	15	10	0	0	0	10	0	0	15	0
EV05 - Silver Spring	20	0	0	0	0	0	0	0	0	0	0	0	0	0
EV06 - Bohrer Park	15	0	0	0	0	0	4	2	2	3	1	0	0	0
EV07 - Damascus	15	0	0	0	21	20	20	5	0	0	0	0	15	0
EV08 - Lawton	14	0	0	0	3	16	11	15	5	0	0	0	0	0
EV09 - Wheaton	15	0	0	2	2	3	6	0	0	0	0	0	0	0
EV10 - Potomac	15	0	0	0	0	5	0	0	0	0	0	0	0	0
EV11 - Sandy Spring	15	0	0	15	60	25	10	15	15	30	0	0	0	0

Early Voting Day 3

	WAIT TIME													
Site Name	7:30 AM	8:00 AM	9:00 AM	10:00 AM	11:00 AM	12:00 PM	1:00 PM	2:00 PM	3:00 PM	4:00 PM	5:00 PM	6:00 PM	7:00 PM	8:00 PM
EV01 - Mid County	10	0	0	0	5	5	0	0	0	7	8	6	5	0
EV02 - EOB	30	40	20	7	30	38	60	65	75	45	60	51	30	30
EV03 - Germantown	20	10	5	0	0	0	10	0	5	0	0	0	0	0
EV04 - Praisner	15	0	0	0	5	0	3	5	5	5	5	0	0	0
EV05 - Silver Spring	15	5	5	5	5	5	5	8	5	5	5	0	0	0
EV06 - Bohrer Park	15	10	5	5	5	5	5	5	10	5	5	20	20	10
EV07 - Damascus	34	5	5	5	49	45	45	35	37	37	25	20	17	5
EV08 - Lawton	16	0	0	5	10	17	7	27	5	13	22	2	8	0
EV09 - Wheaton	15	0	0	5	12	8	13	15	26	5	4	10	0	0
EV10 - Potomac	17	0	0	0	0	10	5	5	15	10	0	10	0	0
EV11 - Sandy Spring	10	0	5	10	5	5	10	10	5	5	10	15	5	0

Early Voting Day 4

	WAIT TIME													
Site Name	7:30 AM	8:00 AM	9:00 AM	10:00 AM	11:00 AM	12:00 PM	1:00 PM	2:00 PM	3:00 PM	4:00 PM	5:00 PM	6:00 PM	7:00 PM	8:00 PM
EV01 - Mid County	0	0	0	0	0	0	0	0	0	0	0	0	0	0
EV02 - EOB	5	0	0	0	0	0	0	0	0	0	5	17	15	15
EV03 - Germantown	0	0	0	0	0	0	0	0	0	0	5	17	15	0
EV04 - Praisner	0	0	0	0	0	0	0	0	0	0	0	0	3	0
EV05 - Silver Spring	0	0	0	0	0	10	0	0	0	7	0	0	0	0
EV06 - Bohrer Park	5	0	0	0	0	5	5	0	5	10	5	3	0	0
EV07 - Damascus	5	0	0	4	0	26	0	0	3	10	11	11	3	0
EV08 - Lawton	9	0	5	0	5	6	5	0	0	0	0	0	0	0
EV09 - Wheaton	5	0	5	0	0	8	4	8	0	0	3	0	0	0
EV10 - Potomac	5	0	0	0	5	5	5	0	0	0	5	0	5	0
EV11 - Sandy Spring	5	0	5	10	5	5	10	10	5	5	10	15	5	0

Early Voting Day 5

	WAIT TIME													
Site Name	7:30 AM	8:00 AM	9:00 AM	10:00 AM	11:00 AM	12:00 PM	1:00 PM	2:00 PM	3:00 PM	4:00 PM	5:00 PM	6:00 PM	7:00 PM	8:00 PM
EV01 - Mid County	0	0	5	5	5	0	0	0	0	0	0	0	1	0
EV02 - EOB	0	0	0	0	0	7	2	15	19	15	19	17	20	0
EV03 - Germantown	0	0	0	0	0	0	0	0	3	0	7	0	0	0
EV04 - Praisner	0	0	0	0	0	0	0	0	0	0	0	0	0	0
EV05 - Silver Spring	0	0	0	0	0	0	0	0	0	1	0	0	0	0
EV06 - Bohrer Park	15	0	0	0	1	5	0	0	0	5	3	7	0	0
EV07 - Damascus	5	0	0	1	17	2	0	2	3	22	0	0	0	0
EV08 - Lawton	0	0	0	0	4	3	0	8	7	1	0	0	0	0
EV09 - Wheaton	15	0	0	2	2	3	6	0	0	0	0	0	0	0
EV10 - Potomac	0	0	0	0	0	5	5	5	0	0	0	0	0	0
EV11 - Sandy Spring	0	0	0	0	0	0	0	0	0	0	0	0	0	0

Early Voting Days 6 & 7 – no wait time

Early Voting Day 8

	WAIT TIME													
Site Name	7:30 AM	8:00 AM	9:00 AM	10:00 AM	11:00 AM	12:00 PM	1:00 PM	2:00 PM	3:00 PM	4:00 PM	5:00 PM	6:00 PM	7:00 PM	8:00 PM
EV01 - Mid County	0	0	0	0	3	0	0	0	1	0	0	5	0	0
EV02 - EOB	2	0	0	0	0	0	17	23	6	17	49	49	54	45
EV03 - Germantown	9	0	0	0	0	0	0	0	0	22	22	23	23	0
EV04 - Praisner	0	0	0	0	0	0	0	0	0	0	15	0	15	0
EV05 - Silver Spring	0	0	0	0	0	3	0	1	0	5	5	5	0	0
EV06 - Bohrer Park	0	0	0	0	0	16	5	8	3	18	29	40	18	0
EV07 - Damascus	0	1	0	0	1	2	1	1	1	4	7	0	0	0
EV08 - Lawton	0	0	0	0	0	4	0	0	5	0	0	0	0	
EV09 - Wheaton	0	0	0	0	0	0	0	0	10	4	12	0	0	0
EV10 - Potomac	0	0	0	0	0	0	0	0	0	0	0	0	0	0
EV11 - Sandy Spring	0	0	0	0	0	0	0	0	0	0	0	0	0	0

Election Day – Call Breakdown

Category	# of Calls
Campaigns/Watchers	2
Equipment: Ballot Marking Device	22
Equipment: Barcode Scanner	11
Equipment: DS200 Scanner	9
Equipment: ePollbook	32
Equipment: Phones	5
Facility Issues - Electioneering	3
Forms/Reports	15
Judges: Personnel	3
Judges: Procedural Questions	34
Other	23
Supplies: Ballots & Ballot Bins	6
Supplies: Pens, Stickers, Etc.	15
Voter Issues/Questions	10
Total	190

Election Day


	WAIT TIME														
Site Name	7:30 AM	8:00 AM	9:00 AM	10:00 AM	11:00 AM	12:00 PM	1:00 PM	2:00 PM	3:00 PM	4:00 PM	5:00 PM	6:00 PM	7:00 PM	8:00 PM	
VC01 - Mid County	0	0	2	0	0	0	0	0	0	0	0	0	0	0	
VC02 - EOB	0	0	0	0	0	0	0	0	0	0	0	0	0	0	
VC03 - Germantown	10	0	0	0	0	0	0	0	0	0	0	0	0	0	
VC04 - Praisner	5	0	0	0	0	1	0	0	0	0	0	0	2	0	
VC05 - Silver Spring	0	0	35	31	31	1	6	30	5	1	0	0	0	0	
VC06 - Bohrer Park	15	0	0	0	0	0	1	1	0	0	3	0	0	0	
VC07 - Damascus	10	5	2	1	0	0	0	1	0	0	0	0	0	0	
VC08 - Lawton	0	0	0	0	0	0	0	0	0	0	0	0	0	0	
VC09 - Wheaton	10	0	0	0	0	2	0	0	0	1	0	0	0	0	
VC10 - Potomac	0	1	0	30	10	0	0	0	0	0	0	0	0	0	
VC11 - Sandy Spring	0	0	0	0	0	0	0	0	0	0	0	0	0	0	
VC12 - Albert Einstein HS	2	0	0	0	0	0	2	0	0	0	0	0	0	0	
VC13 - Bethesda-Chevy Chase HS - Cafeteria	5	0	0	0	0	0	0	0	0	0	0	0	0	0	
VC14 - Bethesda-Chevy Chase HS - Gym	0	0	5	0	0	0	0	0	0	0	0	0	0	0	
VC15 - Clarksburg HS	0	30	4	0	0	0	1	0	0	1	3	0	0	0	
VC16 - Col. Zadok Magruder HS	16	3	0	0	1	0	5	3	2	0	0	0	1	0	
VC17 - Damascus HS	0	0	0	0	0	0	0	0	0	0	15	0	0	0	
VC18 - Gaithersburg HS	0	0	0	20	10	6	2	0	0	5	0	3	0	0	
VC19 - James Hubert Blake HS	0	0	0	0	0	0	0	0	1	0	0	0	0	0	
VC20 - John F. Kennedy HS	0	0	0	0	4	0	0	0	0	0	0	0	0	0	
VC21 - Montgomery Blair HS	0	0	0	0	0	0	0	0	0	0	0	0	0	0	
VC22 - Montgomery Co. Conference Center	0	10	0	0	15	10	0	0	7	0	10	0	0	0	
VC23 - Nancy Dacek Potomac Rec Center	10	0	0	1	0	0	0	0	0	0	0	0	0	0	
VC24 - Northwest HS	0	0	0	0	0	0	0	0	0	0	0	0	0	0	
VC25 - Northwood HS	0	0	0	0	0	0	0	0	0	0	0	0	0	0	
VC26 - Paint Branch HS	0	0	0	0	0	0	0	0	0	0	0	0	0	0	
VC27 - Poolesville HS	30	10	0	0	5	0	0	0	0	0	0	0	0	0	
VC28 - Quince Orchard HS	19	10	3	2	5	2	0	0	0	0	1	0	0	0	
VC29 - Richard Montgomery HS	15	0	0	0	0	0	0	0	0	0	0	0	0	0	
VC30 - Rockville HS	5	0	0	2	2	1	0	1	1	0	0	0	0	0	
VC31 - Seneca Valley HS	0	0	2	0	5	0	0	0	0	0	0	0	0	0	
VC32 - Sherwood HS	0	0	0	0	0	0	0	0	0	0	0	0	0	0	
VC33 - Springbrook HS	0	0	0	0	0	0	0	0	0	0	0	0	0	0	
VC34 - Thomas S. Wootton HS	0	0	0	0	0	0	0	0	0	0	0	0	0	0	
VC35 - Walt Whitman HS	0	0	0	0	0	0	0	0	0	0	0	0	0	0	
VC36 - Walter Johnson HS	0	0	10	0	10	0	4	0	0	0	1	0	0	0	
VC37 - Watkins Mill HS	0	0	2	0	0	8	8	0	4	0	0	13	9	0	
VC38 - Wheaton HS	0	10	0	0	0	0	0	0	0	0	0	0	0	0	
VC39 - White Oak Rec Center	0	4	0	0	0	0	0	0	0	0	0	0	0	0	
VC40 - Winston Churchill HS	0	0	0	0	2	1	0	0	0	0	0	0	0	0	

Election Night Reporting

- Regional Upload sites not used due to issues caused by precinct-level reporting
- Early Voting and the Vote by Mail results tabulated by Election Day were provided to SBE by 8:00 PM.
- Election Night Results
 - 95% of memory sticks received at BOE by 11 PM for upload
 - 99% of memory sticks received at BOE by 11:30 PM
 - 100% received by midnight
 - Election night results tabulation not completed election night due to significant delays in uploading the data caused by precinct-level reporting
 - SBE released to media and LBEs a statement explaining Election Day results would not be available due to precinct reporting software design issue preventing a cumulative total of results from Election Day Media.

Canvass

- During the canvass, the IT Team scanned 367,336 ballots in 19 days of scanning
 - 178,433 Vote By Mail 1 ballots
 - 169,549 Vote By Mail 2 ballots
 - 19,354 Provisional Ballots



Questions

