



HOUSING STATISTICS FOR OLDER ADULTS

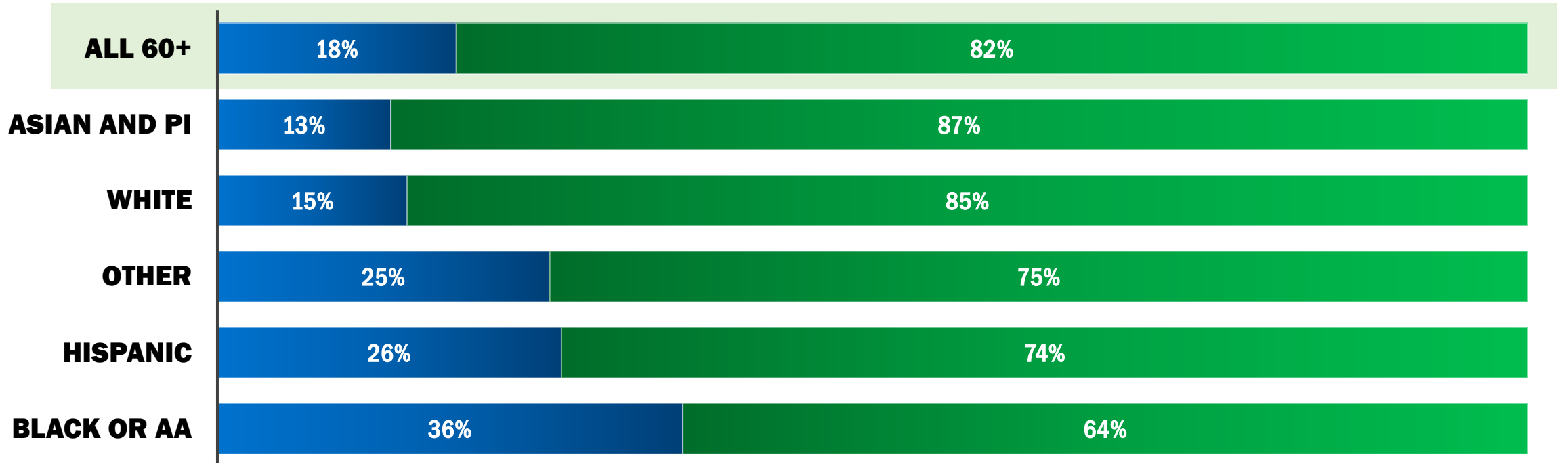
RENTING ■ LIVING ALONE ■ EQUITY LENS

Estimates compiled in February 2021 | Primary data source: iPUMS.org American Community Survey 2015-2019

Renters as a Share of 60+ Residents by Race/Ethnicity

Source: IPUMS.org Census ACS 2015-2019

■ Rent ■ Own



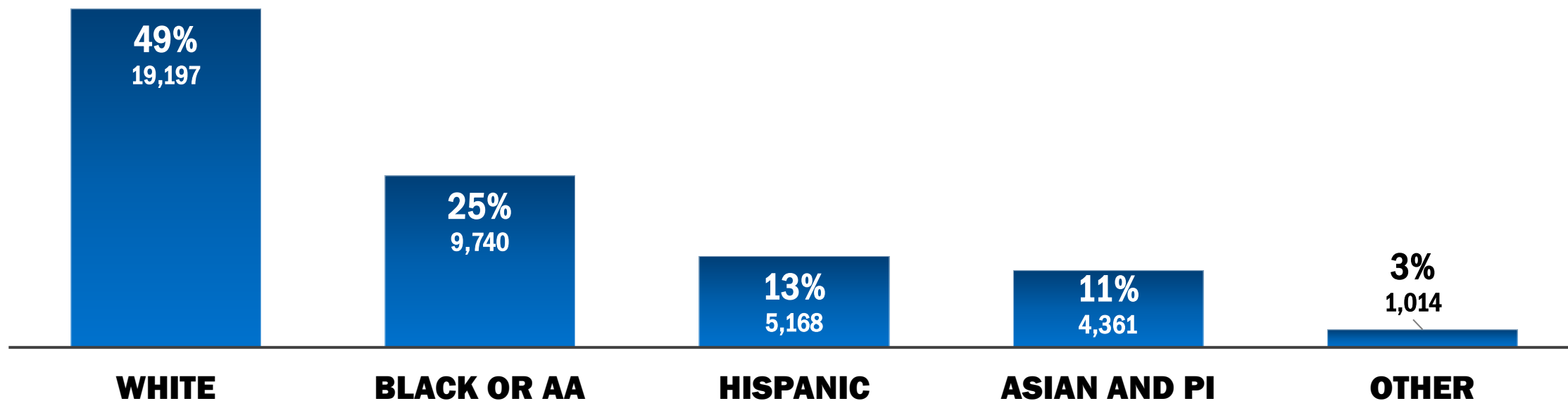
NARRATIVE: 1-in-5 County residents aged 60+ live in a rented home. Black or African American residents are nearly 2.5 times as likely to live in a rented home as White or Asian residents in this age range. Hispanic residents are nearly twice as likely to rent their home than White or Asian residents.

Total: 39,480

Distribution of 60+ Residents Who Rent by Race/Eth

Source: iPUMS.org Census ACS 2015-2019

(Adds up to 100%)



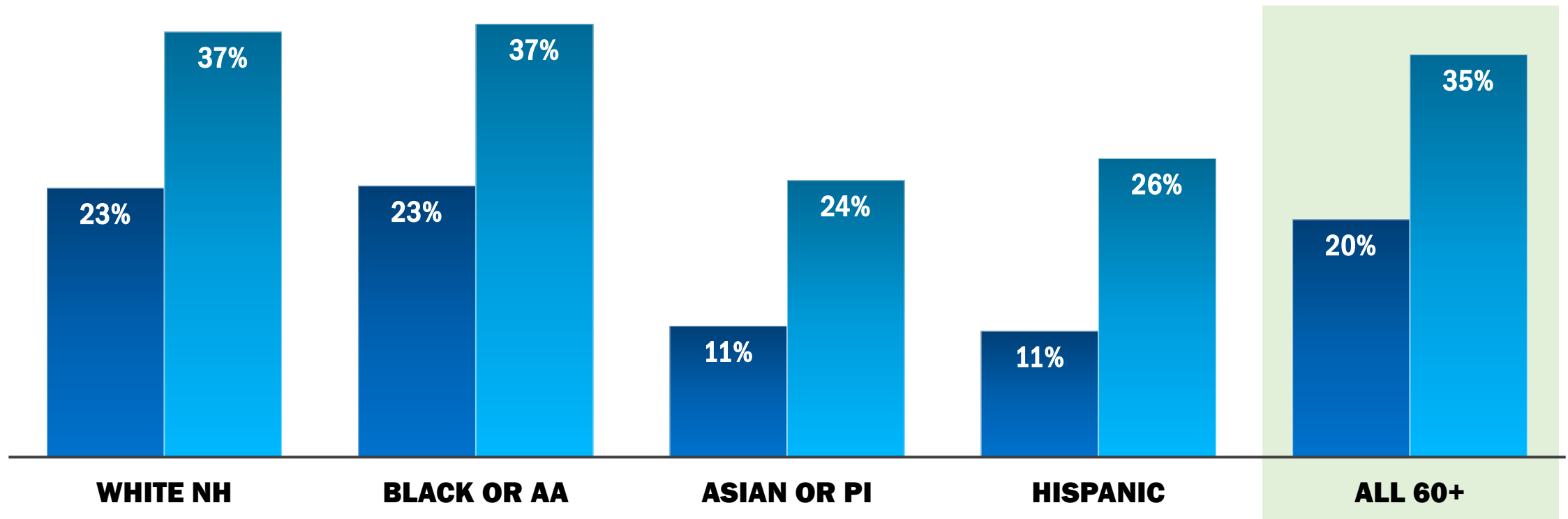
NARRATIVE: White residents account for half of all residents aged 60 or older who live in a rented home, while accounting for 60% of the County population in this age group. Black or African American residents account for a quarter of renters aged 60 and over, nearly double their 13% share of the County's population in this age group.

Residents 60+ Living Alone: Share by Race/Ethnicity

Total: 45,203

Source: IPUMS.org Census ACS 2015-2019

■ As a Share of All 60+ Residents ■ As a Share of 60+ Householders



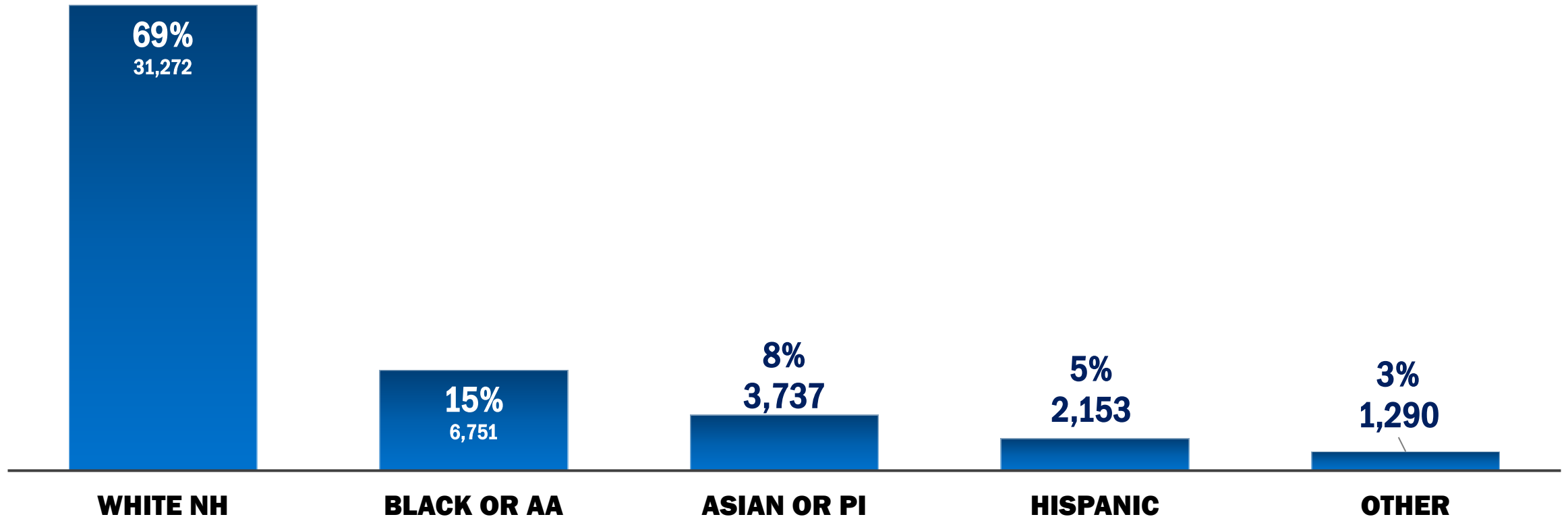
NARRATIVE: 1-in-5 County residents aged 60+ live alone. These single-adult households make up 35% of all County households headed by someone aged 60 or older. Within this age group, Asian and Hispanic older adults are about half as likely to live alone as older adults who identify as White or Black/AA.

Distribution of 60+ Residents Who Live Alone by Race/Eth

Total: 45,203

Source: IPUMS.org Census ACS 2015-2019

Adds up to 100%



NARRATIVE: White residents account for 7-in-10 older adults aged 60 or older who live alone, a notably higher share than their 6-in-10 share of the County's population in this age range. Black or AA residents are slightly over-represented, while Asian and Hispanic residents are heavily under-represented relative to their share of the County's population in this age range.

Women as a Share of 60+ Living Alone

Source: IPUMS.org Census ACS 2015-2019

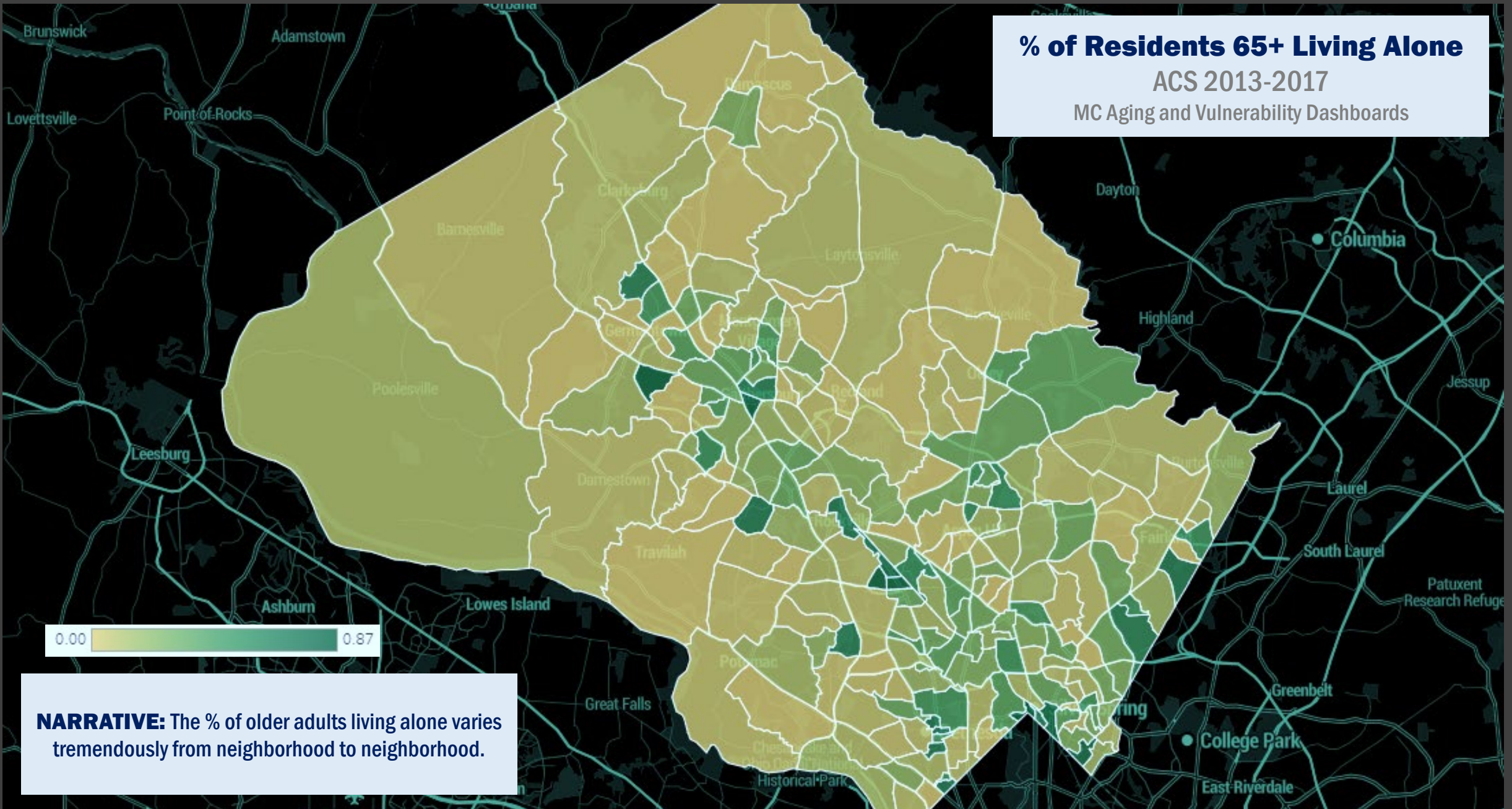


NARRATIVE: Women account for a disproportionate share of older adults living alone – representing almost 3 in 4 of single adult householders aged 60 and over.

% of Residents 65+ Living Alone

ACS 2013-2017

MC Aging and Vulnerability Dashboards



0.00 0.87

NARRATIVE: The % of older adults living alone varies tremendously from neighborhood to neighborhood.