



**A Stronger Montgomery**

# Montgomery County Interagency Commission on Homelessness

NOVEMBER 6, 2024

VIRTUAL MEETING

# AGENDA

- Welcome and Introductions
- Review and Approve August Minutes (VOTE)
- Recent Overdoses and Client Deaths
- Zero for All Data Discussion
- Committee Evaluation & Review Board (CERB) Questionnaire
- Public Comments
- Committee Updates
- Announcements



Zero for All Data Discussion

---

---

Working Group	By December 30, 2023, we will have...
Youth	A fully operational Coordinated Entry System for Youth
Families	An average length of time from ID to Move-in of 45 days
Seniors	Decreased the number of seniors entering homelessness by 50% (from 6 to 3)
Vulnerable Adults	An average length of time from Assigned to Housed of 45 days
Veterans	No more than 7 Veterans experiencing homelessness (down from 10)
Other Adult-Only Households	Housed 350 individuals

---

# 6-Month Milestones

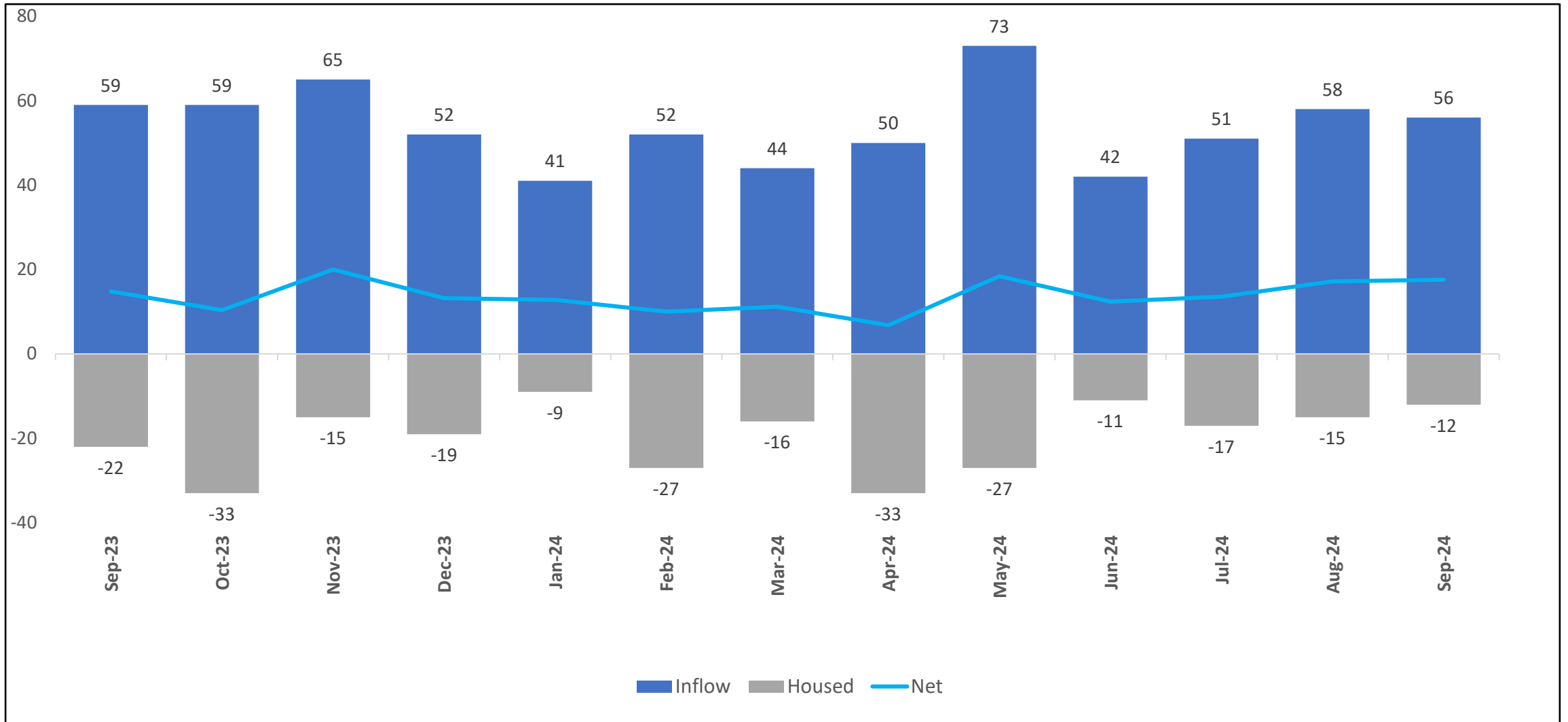
---

Working Group	Goal	Baseline (12/15/22)	4/1/24	5/1/24	6/1/24	7/1/24	8/1/24	9/1/24
Youth	A fully operational Coordinated Entry System for Youth	Youth Drop-In Center established TAY VI-SPDAT for youth. Currently working on matching assessments with appropriate housing intervention. Youth onsite work session occurred on 05/21.						
Families	An average length of time from ID to Move-in of 45 days	61	216	239	312	291	221	178
Seniors 62+	Decreased the number of seniors entering homelessness by 50% (from 6 to 3)	6	3	8	8	1	7	4
Vulnerable Adults	An average length of time from Assigned to Housed of 45 days	200	136	79	82	47	322	69
Veterans	No more than 7 Veterans experiencing homelessness	10	10	12	13	17	13	11
Other Adult-Only Households	Housed 350 individuals (Cumulative from 12/15/2022. <i>Exits to housed destinations</i> )	Starting at 0	913 (+78 since last month)	962 (+49 since last month)	983 (+21 since last month)	1004 (+21 since last month)	1018 (+14 since last month)	1038 (+20 since last month)

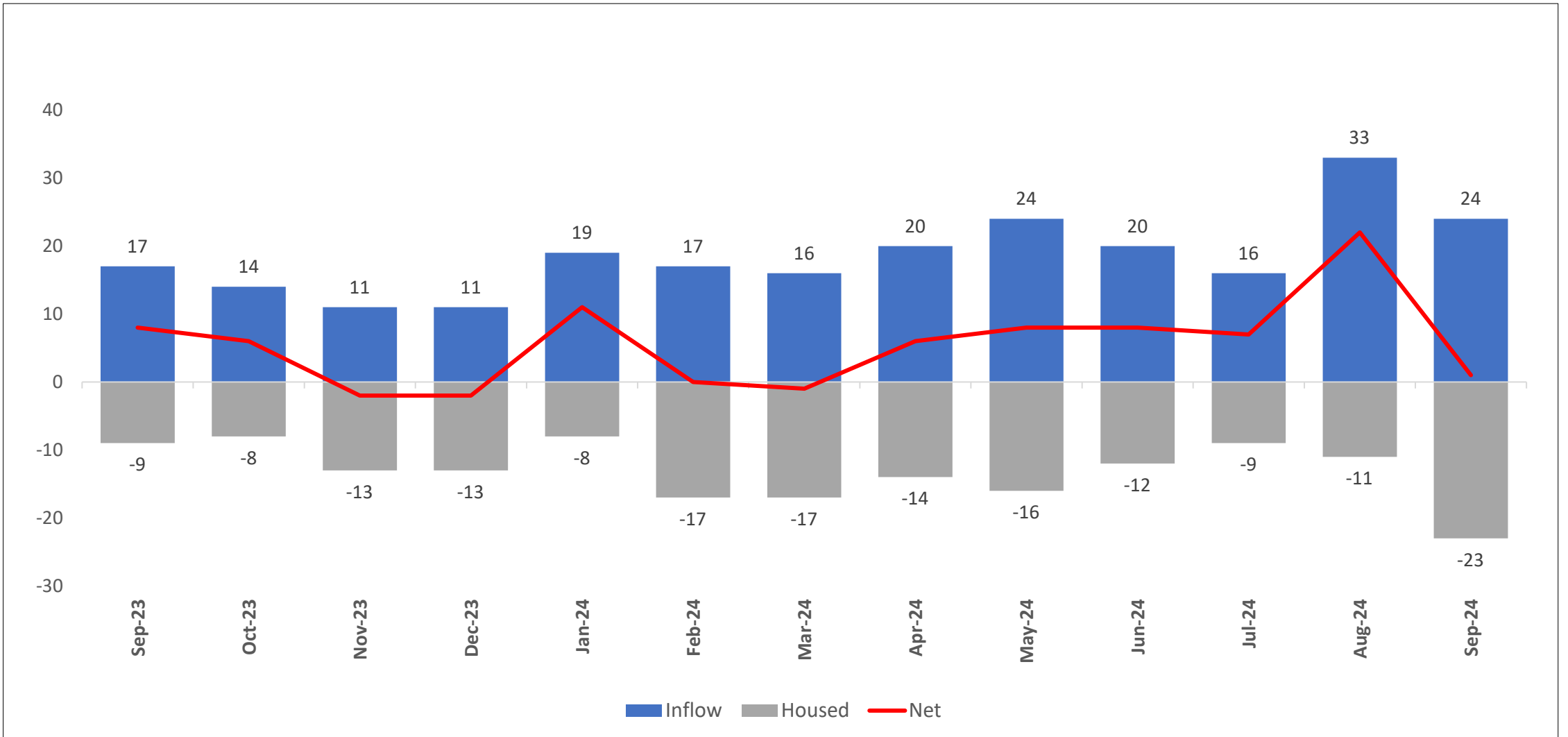
# How are we doing?

---

## Households without Minor Children Inflow/Outflow



## Households With Minor Children Inflow/Outflow



# Current Snapshot




**1,178  
Clients**


Currently Experiencing Homelessness



Households Without Minor Children	Households With Minor Children
718	112







# Public Comments

---



# Committee Updates

---

# Announcements

---



COMMITTEE  
ANNOUNCEMENTS



POINT-IN-TIME COUNT  
JANUARY 22, 2025



NEXT MEETING  
JANUARY 14, 2025