



# Inspector General

## RECOMMENDED FY19 BUDGET

\$1,140,590

## FULL TIME EQUIVALENTS

7.00

 EDWARD L. BLANSITT III, DIRECTOR

## MISSION STATEMENT




The mission of the Office of the Inspector General (OIG) is to promote the effectiveness and efficiency of programs and operations of County government and independent County agencies; prevent and detect fraud, waste, and abuse in government activities; and propose ways to increase the legal, fiscal, and ethical accountability of County government and County-funded agencies.

## BUDGET OVERVIEW

The total recommended FY19 Operating Budget for the Office of Inspector General is \$1,140,590, an increase of \$68,718 or 6.41 percent from the FY18 Approved Budget of \$1,071,872. Personnel Costs comprise 96.11 percent of the budget for six full-time position(s) and no part-time position(s), and a total of 7.00 FTEs. Total FTEs may include seasonal or temporary positions and may also reflect workforce charged to or from other departments or funds. Operating Expenses account for the remaining 3.89 percent of the FY19 budget.

## LINKAGE TO COUNTY RESULT AREAS

While this program area supports all eight of the County Result Areas, the following are emphasized:

-  **A Responsive, Accountable County Government**
-  **Strong and Vibrant Economy**
-  **Vital Living for All of Our Residents**

## DEPARTMENT PERFORMANCE MEASURES

Performance measures for this department are included below (where applicable). The FY18 estimates reflect funding based on the FY18 approved budget. The FY19 and FY20 figures are performance targets based on the FY19 recommended budget and funding for comparable service levels in FY20.

Measure	Actual FY16	Actual FY17	Estimated FY18	Target FY19	Target FY20
<b>Program Measures</b>					

Measure	Actual FY16	Actual FY17	Estimated FY18	Target FY19	Target FY20
Percent of complaints reviewed and action initiated within 5 business days	99%	97%	90%	90%	90%
Percent of initial inquiries (with no reports or memo) completed within 60 days <sup>1</sup>	83%	79%	79%	N/A	N/A
Percent of initial inquiries (with no reports or memo) completed within 20 days <sup>2</sup>	N/A	N/A	N/A	80%	80%
Percent of audit/inspection/investigation reports completed within 180 days <sup>3</sup>	11%	50%	50%	N/A	N/A
Percent of audit/inspection/investigation reports completed within 8 months <sup>4</sup>	N/A	N/A	N/A	60%	60%

<sup>1</sup> The performance measure for percent of initial inquiries completed will change beginning in FY19. This line reports the actual performance under the current target measurement of 79%.

<sup>2</sup> With the introduction of the Office of Inspector General's (OIG) 2017 revised Procedures Manual, the OIG has redefined the point at which an initial inquiry is either closed or reclassified as an audit, inspection, investigation, evaluation, or review. This change has the effect of moving detailed analysis work, previously completed during the preliminary inquiry stage, to the audit/inspection/investigation stage of our work.

<sup>3</sup> The performance measure for percent of audit/inspection/investigation reports completed will change beginning in FY19. This line reports the actual performance under the current target measurement of 50%.

<sup>4</sup> With the introduction of the Office of Inspector General's (OIG) 2017 revised Procedures Manual, and in coordination with the above change, the OIG is extending the time to conclude audit, inspection, investigation, evaluation, or review work by 2 months. This change is consistent with both the transfer of detailed analysis work from the preliminary inquiry to the audit/inspection/investigation stage of our work, and the historic timeframes for completing audit work given available staffing resources.

## ACCOMPLISHMENTS

- The OIG publicly issued three reports, three advisory memorandums, and three preliminary inquiry memorandums to the County government and two independent County agencies during FY17. A fourth report contained information that the provisions of the Maryland Public Information Act prevented us from making publicly available. OIG provided copies of this report confidentially to those affected.
- The OIG completed 35 preliminary inquiries and referrals during the year that addressed complainant allegations of fraud, waste, abuse, or the effectiveness and efficiency of programs and operations of County government or independent County agencies.

## PROGRAM CONTACTS

Contact Ed Blansitt of the Office of Inspector General at 240.777.8241 or Helen P. Vallone of the Office of Management and Budget at 240.777.2755 for more information regarding this department's operating budget.

## PROGRAM DESCRIPTIONS

### Inspector General

The Inspector General conducts independent audits, reviews, and investigations; receives and investigates credible complaints; reports possible violations of the law to law enforcement or another appropriate organization; notifies the County Council and County Executive of serious problems in programs; reviews legislation and regulations to strengthen controls and increase accountability; and submits reports with recommendations to appropriate officials. The Inspector General periodically conducts projects jointly with other government agencies and contractors.

## BUDGET SUMMARY

	Actual FY17	Budget FY18	Estimate FY18	Recommended FY19	%Chg Bud/Rec
<b>COUNTY GENERAL FUND</b>					
<b>EXPENDITURES</b>					
Salaries and Wages	811,895	847,414	853,335	910,643	7.5 %
Employee Benefits	173,214	180,163	180,163	185,610	3.0 %
<b>County General Fund Personnel Costs</b>	<b>985,109</b>	<b>1,027,577</b>	<b>1,033,498</b>	<b>1,096,253</b>	<b>6.7 %</b>
Operating Expenses	8,762	44,295	22,858	44,337	0.1 %
<b>County General Fund Expenditures</b>	<b>993,871</b>	<b>1,071,872</b>	<b>1,056,356</b>	<b>1,140,590</b>	<b>6.4 %</b>
<b>PERSONNEL</b>					
Full-Time	6	6	6	6	—
Part-Time	0	0	0	0	—
FTEs	7.00	7.00	7.00	7.00	—

### FY19 RECOMMENDED CHANGES

	Expenditures	FTEs
<b>COUNTY GENERAL FUND</b>		
<b>FY18 ORIGINAL APPROPRIATION</b>	<b>1,071,872</b>	<b>7.00</b>
<b>Other Adjustments (with no service impacts)</b>		
Increase Cost: FY19 Compensation Adjustment	40,967	0.00
Restore: Adjust FY19 Pooled Position Salaries	25,722	0.00
Increase Cost: Annualization of FY18 Personnel Costs	1,760	0.00
Increase Cost: Retirement Adjustment	227	0.00
Increase Cost: Printing and Mail	42	0.00
<b>FY19 RECOMMENDED</b>	<b>1,140,590</b>	<b>7.00</b>

### FUTURE FISCAL IMPACTS

CE RECOMMENDED (\$000S)

Title	FY19	FY20	FY21	FY22	FY23	FY24
<b>COUNTY GENERAL FUND</b>						
<b>EXPENDITURES</b>						
<b>FY19 Recommended</b>	<b>1,141</b>	<b>1,141</b>	<b>1,141</b>	<b>1,141</b>	<b>1,141</b>	<b>1,141</b>
No inflation or compensation change is included in outyear projections.						
<b>Labor Contracts</b>	<b>0</b>	<b>17</b>	<b>17</b>	<b>17</b>	<b>17</b>	<b>17</b>
These figures represent the estimated annualized cost of general wage adjustments, service increments, and other negotiated items.						
<b>Subtotal Expenditures</b>	<b>1,141</b>	<b>1,158</b>	<b>1,158</b>	<b>1,158</b>	<b>1,158</b>	<b>1,158</b>

---

THIS PAGE INTENTIONALLY LEFT BLANK