



# Agriculture

## RECOMMENDED FY19 BUDGET

\$972,187

## FULL TIME EQUIVALENTS

4.15

 JEREMY V. CRISS, DIRECTOR

## MISSION STATEMENT




The Office of Agriculture (OAG) was created in July 2016 and exists to promote agriculture as a viable component of the County's economic sector, as well as to preserve farmland as a resource for future agricultural production. The goal of the OAG is to promote Montgomery County as a leader the agricultural industry by providing support to our farm community and working to educate our residents.

## BUDGET OVERVIEW



The total recommended FY19 Operating Budget for the Office of Agriculture is \$972,187, a decrease of \$17,008 or 1.72 percent from the FY18 Approved Budget of \$989,195. Personnel Costs comprise 68.61 percent of the budget for eight full-time position(s) and one part-time position(s), and a total of 4.15 FTEs. Total FTEs may include seasonal or temporary positions and may also reflect workforce charged to or from other departments or funds. Operating Expenses account for the remaining 31.39 percent of the FY19 budget.

## LINKAGE TO COUNTY RESULT AREAS

While this program area supports all eight of the County Result Areas, the following are emphasized:

-  **Healthy and Sustainable Neighborhoods**
-  **Strong and Vibrant Economy**
-  **Vital Living for All of Our Residents**

## INITIATIVES

-  In partnership with the Maryland Agricultural & Resource-Based Industry Development Corporation (MARBIDCO), OAG will initiate a new cost share grant program for farmers. This public-private partnership will assist farmers in reducing their portion of the installation cost of deer fencing needed to reduce the economic losses resulting from deer related crop damage.
-  The Maryland-National Capital Park and Planning Commission (MNCPPC), Department of Permitting Services (DPS), OAG, and Montgomery Countryside Alliance (MCA) are all stakeholders participating on the Agritourism Study Advisory Committee that was initiated in November 2017.

---

## ACCOMPLISHMENTS

- ✔ In August 2017, OAG along with its agricultural agency partners shared an exhibit tent at the Montgomery County Fair to educate the public about the Agricultural Reserve, the County's agricultural industry, and the opportunities that exist to obtain fresh, local food. OAG is currently working on some additional marketing materials to further enhance the education component of the exhibit.
- ✔ In October 2017, approximately 4,000 fourth grade students visited the Agricultural History Farm Park to participate in the Close Encounters with Agriculture (CEWA) Program. This multi-phased, interactive program consists of three educational tracks (the Environment, Nutrition, Diet and Health) that are conducted with OAG staff assistance and all of its agency partners located at the Farm Park. The program evaluation responses illustrate the programs' success.
- ✔ In October 2017, OAG partnered with the Maryland Department of Agriculture (MDA) to host the Annual Legislative Farm Tour. During this all-day event, Joe Bartenfelder, Secretary of MDA, along with many of the Montgomery County Delegates had the opportunity to travel through the agriculture Reserve and learn about Agriculture in Montgomery County. Along the way, they stopped at three of the County's farms where the participants were able to meet and have a dialogue with the farmers.
- ✔ Continue working with Data Montgomery to transition its static, PDF-formatted informational documents into usable data sets for publication and use by the community. The enhanced 2017 farm tour interactive map is one example that received favorable response from the community. The Department is currently working on a second interactive map with searchable data, incorporating the farm directory and local food and beverage guide.
- ✔ Continue working with the Department of Technology Services to update and revise its website to make it more aesthetically pleasing, user-friendly, and interactive for both its internal and external clients. The website is a vital tool in achieving the OAG mission of promoting agriculture as a viable component of the County's economy, as well as, the preservation of farmland as a resource for future agricultural production.
- ✔ OAG is enhancing its agricultural marketing and educational outreach by forming partnerships, working on joint projects, and utilizing various social media in conjunction with the website.
- ✔ OAG is expanding the New Farmer Program, a program that includes new and small farmer training workshops, farm equipment share, and connecting new and small farmers with landowners for the production of table food.

---

## INNOVATIONS AND PRODUCTIVITY IMPROVEMENTS

- ✦ In October 2017, OAG completed an extensive IT infrastructure upgrade to expand internet access and improve the Voice Over Internet Protocol phone connections.

---

## COLLABORATION AND PARTNERSHIPS

- ✦ **Mobile Science Laboratory**  
OAG is continuing its partnership with the Maryland Agricultural Education Foundation (MAEF) and Montgomery County Public Schools (MCPS) to promote agriculture in the classroom for the County's elementary students. This program involves the MAEF mobile laboratory visiting MCPS schools each week throughout the year to provide students with the opportunity to provide hands-on science projects focused on the topic of Food, Fiber, and You. In the two years since this partnership was established, the lab has visited 51 elementary schools and educated 35,000 students.  
Partners  
Montgomery County Public Schools, Non-Profits

---

\* Montgomery County Food Council  
OAG will continue its collaboration with the Montgomery County Food Council to promote a local food economy and expand agriculture in both rural and urban areas. Transforming and combining both Montgomery County Food Council's printed Local Food and Beverage Guide and the OAG's Farm Directory into a searchable, interactive, GIS-based web based resource is one example of a collaborative project currently underway with the assistance of Data Montgomery and the GIS team.  
Partners  
Non-Profits

---

\* Tax Credit Programs  
OAG will continue to work with the Montgomery County Department of Finance in the administration of the new Urban Agriculture Tax Credit as a result of Bill 31-16 which became effective in March 2017.  
Partners  
Department of Finance

---

\* Montgomery Soil Conservation District  
OAG is partnering with the Montgomery Soil Conservation District to procure a contractor that will work with both agencies to expand their social media marketing presence.

---

## PROGRAM CONTACTS

Contact Jeremy Criss of the Office of Agriculture at 240-590-2830 or Jane Mukira of the Office of Management and Budget at 240-777-2754 for more information regarding this department's operating budget.

## PROGRAM DESCRIPTIONS

### \* Agricultural Services

OAG is responsible for the coordination of programs offered by its partner agencies, which are all co-located at the Agricultural History Farm Park in Derwood. These Federal, State, and local partners include University of Maryland-Extension, the Montgomery Soil Conservation District, the Natural Resource Conservation Service, and the Farm Service Agency. In addition to program coordination, the OAG serves in a variety of capacities to provide the following services: implement agricultural policies and programs; technical assistance to farmers; manage Agricultural Education programs; financial and staff support to our partner agencies; serve as a liaison between the Executive Branch and the agricultural community via the Agricultural Advisory, Agricultural Preservation, and Montgomery County Farm Bureau Boards; oversee the various land preservation programs; co-sponsor farmers' markets, an annual farm tour, and other activities that promote agricultural businesses and products; and provide mentoring and specialized business training programs.

Program Performance Measures	Actual FY16	Actual FY17	Estimated FY18	Target FY19	Target FY20
Acres of land under easements inspected by Agricultural Services	6,137	2,429	2,429	2,429	2,429
Number of farm businesses assisted	170	325	350	350	350

FY19 Recommended Changes	Expenditures	FTEs
<b>FY18 Approved</b>	<b>640,372</b>	<b>2.25</b>
Decrease Cost: Reduce Operating Expenses	(39,665)	0.00
Multi-program adjustments, including negotiated compensation changes, employee benefit changes, changes due to staff turnover, reorganizations, and other budget changes affecting multiple programs.	(17,986)	0.00
<b>FY19 Recommended</b>	<b>582,721</b>	<b>2.25</b>

## Soil Conservation

The Montgomery Soil Conservation District (MSCD) is a political subdivision of the State staffed by County, State, and Federal employees that assist farmers and landowners with Soil Conservation and Water Quality Plans designed to help protect local waterways and the Chesapeake Bay, as well as achieve State mandated nutrient reduction goals for farmland. They also provide technical assistance for conservation practices, and administer a variety of Federal and State cost-share programs that help fund projects to prevent soil erosion and improve water quality. The MSCD receives funding from the Department of Environmental Protection (DEP) through the Water Quality Protection Charge that is used to implement conservation practices required to meet Montgomery County's Watershed Implementation Plan (WIP), which is the rural equivalent to the County's MS4 Permit for the urban area.

FY19 Recommended Changes	Expenditures	FTEs
<b>FY18 Approved</b>	<b>211,602</b>	<b>1.90</b>
Increase Cost: Position Reclassifications	14,241	0.00
Multi-program adjustments, including negotiated compensation changes, employee benefit changes, changes due to staff turnover, reorganizations, and other budget changes affecting multiple programs.	6,402	0.00
<b>FY19 Recommended</b>	<b>232,245</b>	<b>1.90</b>

## University of Maryland-Extension (UMD-Extension)

The Montgomery County Cooperative Extension Office serves as the agricultural outreach and education component of the University of Maryland Extension. This agency is funded cooperatively through local, State, and Federal governments. Farmers, families, and youth are the primary audiences of the Extension Office. Educational programs for farmers include raising crops and livestock, protecting the environment, farm and business management, marketing commodities, and pest management. Programs for families and youth include: home horticulture, family budgeting, and consumer education, with a focus on promoting positive parenting skills and healthy lifestyles, leadership development, and traditional 4-H youth development programs. The Extension Office's professional staff has an extensive network of volunteers to assist them in program delivery. Extension Office staff manage a diverse group of over 3,000 volunteers to respond to over 100,000 information requests a year. Outreach education programs are delivered informally through one-on-one contacts, telephone assistance, the Internet, classes and workshops, field days, radio, television, and print media.

FY19 Recommended Changes	Expenditures	FTEs
<b>FY18 Approved</b>	<b>137,221</b>	<b>0.00</b>

<b>FY19 Recommended Changes</b>	<b>Expenditures</b>	<b>FTEs</b>
Multi-program adjustments, including negotiated compensation changes, employee benefit changes, changes due to staff turnover, reorganizations, and other budget changes affecting multiple programs.	20,000	0.00
<b>FY19 Recommended</b>	<b>157,221</b>	<b>0.00</b>

## BUDGET SUMMARY

	<b>Actual FY17</b>	<b>Budget FY18</b>	<b>Estimate FY18</b>	<b>Recommended FY19</b>	<b>%Chg Bud/Rec</b>
<b>COUNTY GENERAL FUND</b>					
<b>EXPENDITURES</b>					
Salaries and Wages	449,605	477,819	444,604	501,356	4.9 %
Employee Benefits	151,440	165,614	158,442	165,626	—
<b>County General Fund Personnel Costs</b>	<b>601,045</b>	<b>643,433</b>	<b>603,046</b>	<b>666,982</b>	<b>3.7 %</b>
Operating Expenses	360,639	345,762	326,816	305,205	-11.7 %
<b>County General Fund Expenditures</b>	<b>961,684</b>	<b>989,195</b>	<b>929,862</b>	<b>972,187</b>	<b>-1.7 %</b>
<b>PERSONNEL</b>					
Full-Time	8	8	8	8	—
Part-Time	1	1	1	1	—
FTEs	4.15	4.15	4.15	4.15	—
<b>REVENUES</b>					
Miscellaneous Revenues	3,995	0	0	0	—
Other Intergovernmental	83,093	56,255	56,255	97,000	72.4 %
Other Licenses and Permits	5,555	0	0	0	—
<b>County General Fund Revenues</b>	<b>92,643</b>	<b>56,255</b>	<b>56,255</b>	<b>97,000</b>	<b>72.4 %</b>

## FY19 RECOMMENDED CHANGES

	<b>Expenditures</b>	<b>FTEs</b>
<b>COUNTY GENERAL FUND</b>		
<b>FY18 ORIGINAL APPROPRIATION</b>	<b>989,195</b>	<b>4.15</b>
<b>Other Adjustments (with no service impacts)</b>		
Increase Cost: FY19 Compensation Adjustment	14,262	0.00
Increase Cost: Position Reclassifications [Soil Conservation]	14,241	0.00
Increase Cost: Annualization of FY18 Personnel Costs	3,095	0.00
Increase Cost: Printing and Mail	57	0.00
Decrease Cost: Motor Pool Adjustment	(949)	0.00
Decrease Cost: Retirement Adjustment	(8,049)	0.00
Decrease Cost: Reduce Operating Expenses [Agricultural Services]	(39,665)	0.00
<b>FY19 RECOMMENDED</b>	<b>972,187</b>	<b>4.15</b>

## PROGRAM SUMMARY

Program Name	FY18 APPR Expenditures	FY18 APPR FTEs	FY19 REC Expenditures	FY19 REC FTEs
Agricultural Services	640,372	2.25	582,721	2.25
Soil Conservation	211,602	1.90	232,245	1.90
University of Maryland-Extension (UMD-Extention)	137,221	0.00	157,221	0.00
<b>Total</b>	<b>989,195</b>	<b>4.15</b>	<b>972,187</b>	<b>4.15</b>

## CHARGES TO OTHER DEPARTMENTS

Charged Department	Charged Fund	FY18 Total\$	FY18 FTEs	FY19 Total\$	FY19 FTEs
<b>COUNTY GENERAL FUND</b>					
Environmental Protection	Water Quality Protection	324,683	2.10	325,715	2.10
CIP	Capital Fund	261,072	2.25	227,766	2.25
<b>Total</b>		<b>585,755</b>	<b>4.35</b>	<b>553,481</b>	<b>4.35</b>

## FUTURE FISCAL IMPACTS

CE RECOMMENDED (\$000S)

Title	FY19	FY20	FY21	FY22	FY23	FY24
<b>COUNTY GENERAL FUND</b>						
<b>EXPENDITURES</b>						
<b>FY19 Recommended</b>	<b>972</b>	<b>972</b>	<b>972</b>	<b>972</b>	<b>972</b>	<b>972</b>
No inflation or compensation change is included in outyear projections.						
<b>Labor Contracts</b>	<b>0</b>	<b>8</b>	<b>8</b>	<b>8</b>	<b>8</b>	<b>8</b>
These figures represent the estimated annualized cost of general wage adjustments, service increments, and other negotiated items.						
<b>Subtotal Expenditures</b>	<b>972</b>	<b>980</b>	<b>980</b>	<b>980</b>	<b>980</b>	<b>980</b>