




Transportation

APPROVED FY22 BUDGET

\$52,670,661

FULL TIME EQUIVALENTS

284.30

 CHRISTOPHER CONKLIN, DIRECTOR

MISSION STATEMENT

The mission of the Department of Transportation's (DOT) General Fund supported programs is to provide an effective and efficient transportation system to ensure the safe and convenient movement of persons and vehicles on County roads; to plan, design, and coordinate development and construction of transportation and pedestrian routes; to operate and maintain the traffic signal system and road network in a safe and efficient manner; and to develop and implement transportation policies to maximize efficient service delivery. The General Fund supports programs in the Division of Traffic Engineering and Operations, the Division of Parking Management, the Division of Highway Maintenance, the Division of Transportation Engineering, the Division of Transit Services, and the Director's Office.






BUDGET OVERVIEW

The total approved FY22 Operating Budget for the Department of Transportation is \$52,670,661, a decrease of \$320,394 or 0.60 percent from the FY21 Approved Budget of \$52,991,055. Personnel Costs comprise 52.31 percent of the budget for 457 full-time position(s) and seven part-time position(s), and a total of 284.30 FTEs. Total FTEs may include seasonal or temporary positions and may also reflect workforce charged to or from other departments or funds. Operating Expenses account for the remaining 47.69 percent of the FY22 budget.

In addition, this department's Capital Improvements Program (CIP) requires Current Revenue funding.

COUNTY PRIORITY OUTCOMES

While this program area supports all seven of the County Executive's Priority Outcomes, the following are emphasized:

-  **Easier Commutes**
-  **A Greener County**
-  **Effective, Sustainable Government**
-  **Safe Neighborhoods**
-  **Thriving Youth and Families**

PROGRAM CONTACTS

Contact Brady Goldsmith of the Department of Transportation at 240.777.2793 or Mary Beck of the Office of Management and

Budget at 240.777.2753 for more information regarding this department's operating budget.

PROGRAM PERFORMANCE MEASURES

Performance measures for this department are included below (where applicable), with multi-program measures displayed at the front of this section and program-specific measures shown with the relevant program. The FY21 estimates reflect funding based on the FY21 Approved Budget. The FY22 and FY23 figures are performance targets based on the FY22 Approved Budget and funding for comparable service levels in FY23.

PROGRAM DESCRIPTIONS

Community/Transportation Safety

This program provides engineering studies and investigations that evaluate pedestrian and traffic operations and safety deficiencies, and includes the need for alternative pedestrian crossing signalization or beaconing; parking conflicts; streetlighting conditions, upgrades, and maintenance; traffic signing and pavement marking needs; and sight distance deficiencies on neighborhood streets, arterial roads, and major roadways. The program also provides for the installation and maintenance of traffic control devices along County roadways and includes activities directed at the elimination of graffiti vandalism in the County through GRAB (Graffiti Abatement Partners), a not-for-profit private-public partnership .

Program Performance Measures	Actual FY19	Actual FY20	Estimated FY21	Target FY22	Target FY23
Number of traffic studies completed	240	333	300	330	360
Percent of traffic studies completed within scheduled timeframe	78%	74%	80%	82%	85%
Number of serious and fatal crashes on Montgomery County maintained roads	84	92	67	65	52

FY22 Approved Changes	Expenditures	FTEs
FY21 Approved	4,835,800	22.60
Decrease Cost: Streetlight Maintenance/Relamping to Reflect Savings from Switch to LED Lights	(110,000)	0.00
Multi-program adjustments, including negotiated compensation changes, employee benefit changes, changes due to staff turnover, reorganizations, and other budget changes affecting multiple programs.	272,298	0.30
FY22 Approved	4,998,098	22.90

Non- Roadway Right of Way Maintenance

Elements supported under this program provide positive value to the quality of life for residents and visitors through 'green infrastructure' maintenance activities located in the County right-of-way.

Through scheduled maintenance and emergency response to hazardous conditions, priority activities associated with non-roadway maintenance include efforts to ensure the safety of all pedestrians, bicyclists and motorists, travelling within the County. Some examples include hazardous tree removal, tree pruning, traffic barrier repair, shoulder mowing and foliage removal to provide adequate road clearance and sign, signal and streetlight visibility. Many tree maintenance activities also contribute to the County's efforts to mitigate damage to public and private property due to severe weather events and unanticipated environmental risks.

In addition to the elements of safety, this program also offers positive environmental impacts and contributes to aesthetically mindful maintenance operations that help the County create and maintain a healthy and thriving environment. Some examples relative to environmentally conscious activities include street tree preservation and planting, tree stump removal for the establishment of new planting sites, vacuum leaf collections through the Annual Leaf Collection Program within the established leafing districts, street sweeping operations which contribute to the County's MS4 environmental permit, maintenance of a dedicated trail and bike network, beauty spot improvements, and shoulder litter removal.

Program Performance Measures	Actual FY19	Actual FY20	Estimated FY21	Target FY22	Target FY23
Number of Trees Planted (includes Tree Replacement Fund)	1,951	1,723	1,600	1,600	1,600
Backlog of 311 requests for Tree Maintenance	623	247	250	250	250
Number of verified missed streets for leaf collections	165	306	245	225	200
Survival rate of street trees planted	90%	91%	90%	90%	90%

FY22 Approved Changes	Expenditures	FTEs
FY21 Approved	14,271,259	71.88
Multi-program adjustments, including negotiated compensation changes, employee benefit changes, changes due to staff turnover, reorganizations, and other budget changes affecting multiple programs.	490,694	0.00
FY22 Approved	14,761,953	71.88

Parking Outside the Parking Districts

This program administers, operates, and maintains the parking program outside the Parking Districts. Included in this program are residential permit parking and peak hour traffic enforcement. The residential permit parking program is responsible for the sale of parking permits and parking enforcement in these areas. Participation in the program is requested through a petition of the majority of the citizens who live in that area. The program is designed to mitigate the adverse impact of commuters parking in residential areas. Peak hour traffic enforcement in the Bethesda and Silver Spring Central Business Districts assures the availability of travel lanes during peak traffic periods. The program is also responsible for the management of the Council Office Building (COB) garage and the County employee parking in the Rockville core area.

FY22 Approved Changes	Expenditures	FTEs
FY21 Approved	1,081,038	1.60
Decrease Cost: Efficiency Improvements in Parking Enforcement	(155,910)	0.00
Multi-program adjustments, including negotiated compensation changes, employee benefit changes, changes due to staff turnover, reorganizations, and other budget changes affecting multiple programs.	5,046	0.00
FY22 Approved	930,174	1.60

Transportation Infrastructure Construction & Maintenance

This program provides an effective and efficient transportation system, ensuring the safe and convenient movement of persons, bicycles, and vehicles throughout Montgomery County. The primary focus of this program is to proactively identify and address infrastructure within the County right-of-way that is in need of maintenance and to utilize industry standard best practices to determine the highest quality and most cost-effective method of repair. Infrastructure elements within this program include 5,200 lane miles of roadway, 1,665 miles of sidewalk, curb and gutter, bridges, culverts, and an extensive storm drain system. Work performed under this program ranges from extensive redesign with reconstruction, to preventative maintenance measures that extend the longevity of existing infrastructure in good condition at a lower cost of repair. In addition to scheduled construction and

maintenance, this program also supports reactive measures to address unanticipated emergencies within the County right-of-way that must be expeditiously addressed to ensure the safety of the travelling public and clear passage of the extensive transportation network.

Since 2005 the Montgomery County Department of Transportation has been a member of the Montgomery County Infrastructure Maintenance Task Force whose mission is focused on operating programs engaged in preventative maintenance that preserves the quality of capital assets so that it can be functional throughout its usual life. Currently the way this program is utilized, and the continuous effort we make to improve our maintenance operations, provides the opportunity to make repairs with a more proactive and affordable strategy. Through our routine and emergency maintenance operations we can monitor existing infrastructure and make appropriate repairs as necessary to ensure the County can obtain and keep roads in good or better condition.

Common activities associated with this program include, but are not limited to: pavement surface treatment of residential and rural roadways; hot mix asphalt road patching (temporary and permanent repairs, crack sealing); concrete sidewalk, curb and gutter repair; storm drain maintenance including repair and/or replacement of failed storm drain pipes; basic maintenance of bridges and box culverts; construction administration and management; and inspection and testing of materials. The surface treatment activity within this program represents only the preventative maintenance measures for roadway condition repairs, and is supplemental to the more extensive, and costly, repair strategies utilized under the roadway maintenance Capital Improvement Programs (CIP). Projects and repair strategies under this program are often identified through condition assessments and collaborative efforts between department staff, County agencies, local utilities, municipalities, and local community leaders/HOAs.

Program Performance Measures	Actual FY19	Actual FY20	Estimated FY21	Target FY22	Target FY23
Number of lane miles rehabilitated	197	281	144	159	159
Average Pavement Condition Index (PCI) of roadway network	67.1	66.7	65.2	65.0	64.5
Percent of primary/arterial road quality rated good or better	46%	45%	40%	30%	25%
Percent of rural/residential road quality rated good or better	45%	45%	43%	41%	38%

FY22 Approved Changes	Expenditures	FTEs
FY21 Approved	16,910,506	102.14
Enhance: Maintenance of Newly Accepted Subdivision Roads	136,565	0.00
Enhance: Maintenance costs for various closed out CIP projects	28,000	0.00
Reduce: Resurfacing - Represents 16% of Budget	(429,636)	0.00
Reduce: Patching	(538,319)	0.00
Multi-program adjustments, including negotiated compensation changes, employee benefit changes, changes due to staff turnover, reorganizations, and other budget changes affecting multiple programs.	(398,579)	0.00
FY22 Approved	15,708,537	102.14

Transportation Management, Operations and Emergency/Storm Response

This program supports the Department's mission to provide an effective and efficient transportation system to ensure the safe and convenient movement of persons, bicycles, and vehicles throughout the County through daily traffic management operations and response to emergency events such as winter snow storms, severe wind/rain storms, natural disasters, and man-made emergency incidents.

Elements associated with the daily traffic management of this program focus on the general engineering and maintenance activities relative to the design, construction, and maintenance of traffic signals, the Advanced Transportation Management System (ATMS), and communication infrastructure that includes the County's fiber optic network. For real-time management of the traffic signal infrastructure this program also provides for the daily operations of the County's Transportation Management Center (TMC) to monitor the computerized traffic signal system, assist with multi-agency incident management response activities, and coordinate special event traffic management. Daily operations relative to the traffic signal system management account for approximately 50 percent of the program's proposed budget.

In addition to the daily traffic management of signal functionality, this program is also an integral part of coordinating the response to emergencies and severe weather events through the preparation, active response, and post storm/emergency cleanup. Tasks performed during these operations include snow pretreatment, roadway snow removal, sidewalk snow removal, salt application, post snow storm street sweeping, wind and rain storm debris removal, and immediate emergency repairs to damaged and unsafe infrastructure. Emergency operations often require rapid deployment of resources to clear debris/snow to ensure all transportation systems are passable for emergency first responders and the travelling public. During emergency events, this program operates the Storm Operations Center which monitors and coordinates real-time activities Countywide with Fire and Rescue, Police, Emergency Management and Homeland Security, local utility companies, and other County agencies and local jurisdictions as needed. The primary goal for the emergency response component of this program is to keep the County residents and traveling public safe, while providing reliable access to the extensive transportation network. Emergency operations under this program are funded by approximately 50 percent of the program's proposed budget. Actual annual costs associated with the emergency response activities regularly exceed the approved budget by over 900 percent, therefore expenditures over the budgeted program amount are covered by the Climate Response Non-Departmental Account.

Program Performance Measures	Actual FY19	Actual FY20	Estimated FY21	Target FY22	Target FY23
Number of snow and rain storms addressed	13	11	13	13	13
Number of verified reports of unplowed or missed streets	363	0	250	225	200
Percent of Traffic Signals with fully functioning equipment	85%	81%	81%	85%	90%

FY22 Approved Changes	Expenditures	FTEs
FY21 Approved	6,665,947	39.70
Enhance: Safe Routes to School	250,000	0.00
Enhance: Traffic Signals - Operation and Maintenance for new signals added to the network	36,000	0.00
Enhance: Maintenance for cameras and fiber added to the Advanced Transportation Management System	30,000	0.00
Enhance: Uninterrupted Power Supply (UPS) Unit Maintenance at 443 Intersections	11,250	0.00
Reduce: Signal Optimization Timing - Extend Comprehensive System Review from 8-10 Years to 12-14 Years	(70,000)	0.00
Multi-program adjustments, including negotiated compensation changes, employee benefit changes, changes due to staff turnover, reorganizations, and other budget changes affecting multiple programs.	(117,239)	1.20
FY22 Approved	6,805,958	40.90

Transportation Policy, Planning, and Project Development

This program formulates transportation and related environmental policy and provides leadership in developing a capital improvements program that achieves policy goals. In addition, this program provides coordination with regional entities to ensure

compliance with environmental requirements and reviews developer plans to ensure that transportation infrastructure constructed by the private sector also achieves these policy goals.

Program Performance Measures	Actual FY19	Actual FY20	Estimated FY21	Target FY22	Target FY23
Linear feet of sidewalk construction completed (000) ¹	29	32	25	25	25
Number of development applications reviewed	294	250	250	255	265
Number of Transportation Demand Management plans approved	104	114	135	145	160

¹ The cost per linear foot of sidewalk can increase dramatically if retaining walls or the acquisition of right-of-way is required. This significantly impacts the linear feet constructed per year.

FY22 Approved Changes	Expenditures	FTEs
FY21 Approved	2,109,346	12.19
Increase Cost: Workforce Adjustment	0	0.50
Eliminate: Bridge Load Bearing Testing - All Relevant Bridges Addressed - No Safety Impact	(150,000)	0.00
Multi-program adjustments, including negotiated compensation changes, employee benefit changes, changes due to staff turnover, reorganizations, and other budget changes affecting multiple programs.	(354,279)	(3.00)
FY22 Approved	1,605,067	9.69

☀ Transportation Services General Administration

The Director's Office provides overall leadership for the Department, including policy development, planning, accountability, service integration, customer service, and the formation of partnerships. It also handles administration of the day-to-day operations of the Department, including direct service delivery, budget and fiscal management oversight (capital and operating), training, contract management, logistics and facilities support, human resources management, and information technology. In addition, administration staff coordinates the departmental review of proposed State legislation and provides a liaison between the County and WMATA. As previously mentioned, the Department consists of five divisions: the Division of Traffic Engineering and Operations, the Division of Parking Management, the Division of Highway Maintenance, the Division of Transportation Planning, and the Division of Transit Services.

FY22 Approved Changes	Expenditures	FTEs
FY21 Approved	7,117,159	35.69
Re-align: Eliminate Vacant Positions - No Service Impact	(179,432)	(2.00)
Multi-program adjustments, including negotiated compensation changes, employee benefit changes, changes due to staff turnover, reorganizations, and other budget changes affecting multiple programs.	923,147	1.50
FY22 Approved	7,860,874	35.19

BUDGET SUMMARY

	Actual FY20	Budget FY21	Estimate FY21	Approved FY22	%Chg Bud/App
COUNTY GENERAL FUND					
EXPENDITURES					
Salaries and Wages	17,146,103	17,078,017	18,316,644	18,247,373	6.9 %
Employee Benefits	6,324,602	6,010,695	5,957,297	5,904,635	-1.8 %
County General Fund Personnel Costs	23,470,705	23,088,712	24,273,941	24,152,008	4.6 %

BUDGET SUMMARY

	Actual FY20	Budget FY21	Estimate FY21	Approved FY22	%Chg Bud/App
Operating Expenses	24,231,028	23,429,515	36,177,142	21,747,381	-7.2 %
Capital Outlay	10,068	0	0	0	—
County General Fund Expenditures	47,711,801	46,518,227	60,451,083	45,899,389	-1.3 %
PERSONNEL					
Full-Time	457	456	456	456	—
Part-Time	8	7	7	7	—
FTEs	255.02	254.02	254.02	252.52	-0.6 %
REVENUES					
Bus Advertising	18,750	0	0	0	—
Federal Grants	1,019,000	0	0	0	—
Miscellaneous Revenues	364,526	300,000	500,000	150,000	-50.0 %
Motor Pool Charges/Fees	10,771	0	0	0	—
Other Charges/Fees	271,078	750,000	750,000	435,000	-42.0 %
Other Fines/Forfeitures	4,650	0	0	0	—
Parking Fees	163,310	210,000	105,000	105,000	-50.0 %
Parking Fines	924,726	1,300,000	350,000	650,000	-50.0 %
Residential Parking Permits	103,179	24,000	12,000	12,000	-50.0 %
State Aid: Highway User	7,185,109	8,447,837	7,501,691	7,946,699	-5.9 %
State Grants	0	650,000	650,000	650,000	—
Street Tree Planting	145,574	75,000	75,000	75,000	—
Subdivision Plan Review	178,487	300,000	170,000	225,000	-25.0 %
Traffic Signals Maintenance	0	994,000	994,000	994,000	—
County General Fund Revenues	10,389,160	13,050,837	11,107,691	11,242,699	-13.9 %
LEAF VACUUMING					
EXPENDITURES					
Salaries and Wages	2,802,251	2,736,673	2,070,000	2,542,105	-7.1 %
Employee Benefits	838,104	757,131	516,604	775,225	2.4 %
Leaf Vacuuming Personnel Costs	3,640,355	3,493,804	2,586,604	3,317,330	-5.1 %
Operating Expenses	3,332,724	2,874,082	2,968,298	3,373,621	17.4 %
Leaf Vacuuming Expenditures	6,973,079	6,367,886	5,554,902	6,690,951	5.1 %
PERSONNEL					
Full-Time	0	0	0	0	—
Part-Time	0	0	0	0	—
FTEs	31.03	31.03	31.03	31.03	—
REVENUES					
Investment Income	44,939	34,880	2,620	1,630	-95.3 %
Leaf Vacuum Collection Fees	7,976,694	8,591,838	8,591,838	8,600,551	0.1 %
Other Charges/Fees	11,004	0	0	0	—

BUDGET SUMMARY

	Actual FY20	Budget FY21	Estimate FY21	Approved FY22	%Chg Bud/App
Leaf Vacuuming Revenues	8,032,637	8,626,718	8,594,458	8,602,181	-0.3 %
GRANT FUND - MCG					
EXPENDITURES					
Salaries and Wages	0	87,894	87,894	63,009	-28.3 %
Employee Benefits	2,466	17,048	17,048	17,312	1.6 %
Grant Fund - MCG Personnel Costs	2,466	104,942	104,942	80,321	-23.5 %
Operating Expenses	(272,860)	0	0	0	—
Grant Fund - MCG Expenditures	(270,394)	104,942	104,942	80,321	-23.5 %
PERSONNEL					
Full-Time	1	1	1	1	—
Part-Time	0	0	0	0	—
FTEs	0.75	0.75	0.75	0.75	—
REVENUES					
Federal Grants	0	0	104,942	80,321	—
State Grants	0	104,942	0	0	-100.0 %
Grant Fund - MCG Revenues	0	104,942	104,942	80,321	-23.5 %
DEPARTMENT TOTALS					
Total Expenditures	54,414,486	52,991,055	66,110,927	52,670,661	-0.6 %
Total Full-Time Positions	458	457	457	457	—
Total Part-Time Positions	8	7	7	7	—
Total FTEs	286.80	285.80	285.80	284.30	-0.5 %
Total Revenues	18,421,797	21,782,497	19,807,091	19,925,201	-8.5 %

FY22 APPROVED CHANGES

	Expenditures	FTEs
COUNTY GENERAL FUND		
	FY21 ORIGINAL APPROPRIATION	46,518,227 254.02
<u>Changes (with service impacts)</u>		
Enhance: Safe Routes to School [Transportation Management, Operations and Emergency/Storm Response]	250,000	0.00
Enhance: Maintenance of Newly Accepted Subdivision Roads [Transportation Infrastructure Construction & Maintenance]	136,565	0.00
Enhance: Traffic Signals - Operation and Maintenance for new signals added to the network [Transportation Management, Operations and Emergency/Storm Response]	36,000	0.00
Enhance: Maintenance for cameras and fiber added to the Advanced Transportation Management System [Transportation Management, Operations and Emergency/Storm Response]	30,000	0.00
Enhance: Maintenance costs for various closed out CIP projects [Transportation Infrastructure Construction & Maintenance]	28,000	0.00

FY22 APPROVED CHANGES

	Expenditures	FTEs
Enhance: Uninterrupted Power Supply (UPS) Unit Maintenance at 443 Intersections [Transportation Management, Operations and Emergency/Storm Response]	11,250	0.00
Reduce: Signal Optimization Timing - Extend Comprehensive System Review from 8-10 Years to 12-14 Years [Transportation Management, Operations and Emergency/Storm Response]	(70,000)	0.00
Eliminate: Bridge Load Bearing Testing - All Relevant Bridges Addressed - No Safety Impact [Transportation Policy, Planning, and Project Development]	(150,000)	0.00
Reduce: Resurfacing - Represents 16% of Budget [Transportation Infrastructure Construction & Maintenance]	(429,636)	0.00
Reduce: Patching [Transportation Infrastructure Construction & Maintenance]	(538,319)	0.00
<u>Other Adjustments (with no service impacts)</u>		
Increase Cost: FY21 Compensation Adjustment	694,307	0.00
Increase Cost: FY22 Compensation Adjustment	679,723	0.00
Increase Cost: Workforce Adjustment [Transportation Policy, Planning, and Project Development]	0	0.50
Decrease Cost: Print and Mail Adjustment	(969)	0.00
Decrease Cost: Streetlight Maintenance/Relamping to Reflect Savings from Switch to LED Lights [Community/Transportation Safety]	(110,000)	0.00
Decrease Cost: Retirement Adjustment	(126,302)	0.00
Decrease Cost: Efficiency Improvements in Parking Enforcement [Parking Outside the Parking Districts]	(155,910)	0.00
Re-align: Eliminate Vacant Positions - No Service Impact [Transportation Services General Administration]	(179,432)	(2.00)
Decrease Cost: Motor Pool Adjustment	(724,115)	0.00
FY22 APPROVED	45,899,389	252.52

LEAF VACUUMING

	FY21 ORIGINAL APPROPRIATION	6,367,886	31.03
<u>Other Adjustments (with no service impacts)</u>			
Increase Cost: Motor Pool Adjustment		220,539	0.00
Increase Cost: FY21 Compensation Adjustment		71,451	0.00
Increase Cost: FY22 Compensation Adjustment		41,001	0.00
Decrease Cost: Retirement Adjustment		(9,926)	0.00
FY22 APPROVED		6,690,951	31.03

GRANT FUND - MCG

	FY21 ORIGINAL APPROPRIATION	104,942	0.75
<u>Other Adjustments (with no service impacts)</u>			
Increase Cost: Annualization of FY21 Personnel Costs		(24,621)	0.00
FY22 APPROVED		80,321	0.75

PROGRAM SUMMARY

Program Name	FY21 APPR Expenditures	FY21 APPR FTEs	FY22 APPR Expenditures	FY22 APPR FTEs
Community/Transportation Safety	4,835,800	22.60	4,998,098	22.90
Non- Roadway Right of Way Maintenance	14,271,259	71.88	14,761,953	71.88
Parking Outside the Parking Districts	1,081,038	1.60	930,174	1.60
Transportation Infrastructure Construction & Maintenance	16,910,506	102.14	15,708,537	102.14
Transportation Management, Operations and Emergency/Storm Response	6,665,947	39.70	6,805,958	40.90
Transportation Policy, Planning, and Project Development	2,109,346	12.19	1,605,067	9.69
Transportation Services General Administration	7,117,159	35.69	7,860,874	35.19
Total	52,991,055	285.80	52,670,661	284.30

CHARGES TO OTHER DEPARTMENTS

Charged Department	Charged Fund	FY21 Total\$	FY21 FTEs	FY22 Total\$	FY22 FTEs
COUNTY GENERAL FUND					
Urban Districts	Bethesda Urban District	30,000	0.00	30,000	0.00
Urban Districts	Silver Spring Urban District	25,000	0.00	25,000	0.00
Urban Districts	Wheaton Urban District	12,900	0.00	12,900	0.00
Transit Services	Mass Transit	208,058	1.00	208,058	1.00
Environmental Protection	Water Quality Protection	4,147,667	32.29	4,198,553	32.29
Recycling and Resource Management	Solid Waste Disposal	320,434	2.90	315,023	2.90
CIP	Capital Fund	15,348,379	147.73	15,183,560	147.48
Cable Television Communications Plan	Cable TV	877,792	0.75	873,196	0.75
Total		20,970,230	184.67	20,846,290	184.42

FUNDING PARAMETER ITEMS

CC APPROVED (\$000S)

Title	FY22	FY23	FY24	FY25	FY26	FY27
COUNTY GENERAL FUND						
EXPENDITURES						
FY22 Approved	45,899	45,899	45,899	45,899	45,899	45,899
No inflation or compensation change is included in outyear projections.						
Labor Contracts	0	597	597	597	597	597
These figures represent the estimated annualized cost of general wage adjustments, service increments, and other negotiated items.						
Subtotal Expenditures	45,899	46,496	46,496	46,496	46,496	46,496
LEAF VACUUMING						
EXPENDITURES						
FY22 Approved	6,691	6,691	6,691	6,691	6,691	6,691

FUNDING PARAMETER ITEMS

CC APPROVED (\$000S)

Title	FY22	FY23	FY24	FY25	FY26	FY27
Subtotal Expenditures	6,691	6,691	6,691	6,691	6,691	6,691

THIS PAGE INTENTIONALLY LEFT BLANK