



Recycling and Resource Management

APPROVED FY22 BUDGET

\$135,269,523

FULL TIME EQUIVALENTS

112.06

 **ADAM ORTIZ, DIRECTOR**

MISSION STATEMENT

The mission of the Department of Environmental Protection (DEP) is to enhance the quality of life in our community by protecting and improving Montgomery County's air, water, and land in a sustainable way while fostering smart growth, a thriving economy, and healthy communities.

BUDGET OVERVIEW

The total approved FY22 Operating Budget for the Recycling and Resource Management is \$135,269,523, an increase of \$3,845,248 or 2.93 percent from the FY21 Approved Budget of \$131,424,275. Personnel Costs comprise 9.61 percent of the budget for 83 full-time position(s) and two part-time position(s), and a total of 112.06 FTEs. Total FTEs may include seasonal or temporary positions and may also reflect workforce charged to or from other departments or funds. Operating Expenses account for the remaining 90.39 percent of the FY22 budget.




In addition, this department's Capital Improvements Program (CIP) requires current revenue funding.

COUNTY PRIORITY OUTCOMES

While this program area supports all seven of the County Executive's Priority Outcomes, the following are emphasized:

-  **A Greener County**
-  **Effective, Sustainable Government**

INITIATIVES

-  Continue to improve the safety and processing efficiency at the Yard Trim Facility and the Compost Facility, using software that allows more accurate load measurements of bulk shipments from the Compost Facility.
-  Expand the commercial food scraps recycling program to additional large-scale commercial food scrap generators of food scraps, and expand the pilot of the single-family residential food scraps collection program in FY22.
-  Improved partnership with the Bethesda Urban District, the Silver Spring Urban District and the Silver Spring Regional Services Center to address the lack of recycling bins in the downtown areas in Silver Spring. This partnership strives to

increase the number of recycling bins along the streetscapes and sidewalks to improve compliance with recycling mandates, set an example for others in the public and private sector to follow, and increase recycling.

- ★ Initiate the curbside pickup of electronics for recycling in the northern part of the County in FY22 through new recycling contracts.

INNOVATIONS AND PRODUCTIVITY IMPROVEMENTS

- ★ The capital equipment purchases for FY22 will dramatically improve the operational efficiency and reduce the overall cost per ton of the yard trim grinding operation at the Transfer Station. A low-speed, high torque shredder combined with scalping screen will allow 70% - 80% of material to by-pass the secondary high-speed grinders, increasing production efficiency.
- ★ Continue efforts to increase recycling awareness including grasscycling, food waste composting as well as waste reduction and reuse. DEP staff continue to create educational materials using software and in-house capabilities providing savings.
- ★ Automate the process for licensing of Haulers and Collectors allowing the application to be submitted from a mobile phone and reviewed by DEP staff within two days. Payments can be made through credit cards or bank accounts, eliminating the handling of checks. Automated reminders are sent to the licensed companies when it is time to renew. This increases productivity of DEP staff and simplifies the process for the haulers and collectors.
- ★ Continue the acceptance of credit cards only at the Scale House at the Transfer Station, allowing more efficient transaction time and ability to control transactions associated with the monthly revenues of approximately \$2 million. Additionally, improved infrastructure including new underground fiber cable as well as software upgrades to ensure the point of sale system at the Transfer Station is reliable, reduces loss of revenue, and provides clear accountability.
- ★ Use of wireless internet (wifi) at the Dickerson compost facility (previously connected with a cellular air card) that allows contractors and DEP staff at the facility to collaborate through use of the county County network, increasing productivity.

PROGRAM CONTACTS

Contact Patrice Bubar of the Recycling and Resource Management at 240.777.7786 or Richard H. Harris of the Office of Management and Budget at 240.777.2795 for more information regarding this department's operating budget.

PROGRAM PERFORMANCE MEASURES

Performance measures for this department are included below (where applicable), with multi-program measures displayed at the front of this section and program-specific measures shown with the relevant program. The FY21 estimates reflect funding based on the FY21 Approved Budget. The FY22 and FY23 figures are performance targets based on the FY22 Approved Budget and funding for comparable service levels in FY23.

PROGRAM DESCRIPTIONS

★ Administration and Support

Provides support to the Department's Division of Resource Recovery and Management's operations, programs, and mission; and overall management and policy direction to the core professional services of budget and financial management.

- Develop and evaluate CIP and operating budgets in a strategic and economically responsible manner for fair and equitable

rate structures.

- Maintain solid waste enterprise funds in a financially prudent manner through efficient financial management.
- Assist with execution of procurement actions on a timely basis and at the best possible value.
- Review and develop policies and procedures that strengthen internal controls.
- Identify efficiencies across the department using metrics, quantitative and financial models, and forecasting tools to analyze the fiscal impact of proposed changes to the solid waste management activities.

Department of Housing and Community Affairs provides staff to respond to resident complaints dealing with: storage and removal of solid waste; illegal solid waste dumping activities in the County; storage of unregistered vehicles on private property throughout the County; storage of inoperable vehicles on private property; improper screening of dumpsters, particularly those in shopping areas; and control and regulation of weeds throughout the County.

"Clean or Lien" provides for the removal of dangerous or unsightly trash, perimeter grass, and weeds on properties which the owners have failed to maintain as required.

Department of Environmental Protection staff in Energy and Environment Compliance Division provide surface and subsurface environmental compliance monitoring at all County solid waste facilities, and reviews reports of air monitoring of the Resource Recovery Facility (RRF).

FY22 Approved Changes	Expenditures	FTEs
FY21 Approved	6,393,420	39.16
Increase Cost: Automation of Solid Waste System -- Disposal Fund	280,827	0.00
Add: Periodic Waste System Planning Study	228,699	0.00
Increase Cost: Finance Property Tax Bill Chargeback -- Disposal Fund	45,240	0.00
Add: Compliance and Enforcement Position to Strengthen Enforcement of Laws Like the Bag Fee and Bans on Single-use Plastic Straws and Polystyrene (Split with Water Quality Protection Charge)	31,765	0.50
Increase Cost: Finance Property Tax Bill Chargeback -- Collection Fund	22,140	0.00
Increase Cost: Administration Costs -- Collection Fund	127	0.00
Decrease Cost: Automation of Solid Waste System -- Collection Fund	(7,823)	0.00
Decrease Cost: Administration Costs -- Disposal Fund	(7,953)	0.00
Decrease Cost: Savings Due to Turnover -- Collection Fund	(63,205)	0.00
Decrease Cost: Savings Due to Turnover -- Disposal Fund	(122,938)	0.00
Decrease Cost: Revenue Analysis and System Evaluation	(274,533)	0.00
Multi-program adjustments, including negotiated compensation changes, employee benefit changes, changes due to staff turnover, reorganizations, and other budget changes affecting multiple programs.	235,386	(0.50)
FY22 Approved	6,761,152	39.16

Disposal

This program provides for the operation of the Montgomery County Resource Recovery Facility (RRF). The RRF serves as the primary disposal facility for non-recycled waste generated in the County. Renewable energy in the form of electricity is generated and sold into the competitive energy market. This program also includes costs for related operations at the Transfer Station and

for the transportation of waste from the Transfer Station to the RRF. Also, it provides for the operation of the receiving, processing, and shipping facility for municipal solid waste generated within the County.

In addition, the program provides for the rail shipment of ash residue from the RRF to Fulton Rail Yard near Richmond, Virginia, where it is unloaded and transported by truck to the Old Dominion Landfill, a contracted landfill where the ash is processed for further metals removal and recycling. Ash is beneficially reused as alternate daily cover and road base within the lined areas of Old Dominion Landfill. This program also provides for the shipment of non-processible waste, such as construction material and, if necessary, bypass waste, from the Transfer Station to either recycling facilities, rubble landfills, or other contracted landfills. It provides for the operation of a satellite drop-off site at the Poolesville Highway Services Depot and funds the proper disposal of household hazardous waste such as flammable products, insecticides, mercury, and reactive and corrosive chemicals. The materials are handled through the County's hazardous waste contractor and permitted hazardous waste management facilities.

The program maintains the closed Oaks Landfill in an environmentally sound and cost-effective manner in accordance with applicable State and Federal regulations. Mandated duties under this program include managing landfill gas through collection, flaring, and gas-to-energy systems, and maintaining leachate storage and pre-treatment facilities. This program also provides for the acceptance and treatment of waste generated by the cleanout of storm water oil/grit separators. Finally, the program maintains the closed Gude Landfill, including monitoring of air and water quality around the landfill. In addition, planning for remediation mandated by the Maryland Department of the Environment to minimize potentially adverse environmental impacts and the design of post-completion uses for the site that serve the community are part of this program.

Program Performance Measures	Actual FY19	Actual FY20	Estimated FY21	Target FY22	Target FY23
Number of tons of Municipal Solid Waste accepted at the Transfer Station: Residential, single family, and townhouse communities	217,615.3	221,564.4	222,029.7	222,495.93	222,963.2
Number of tons of County-wide yard trim and leaves collected	180,633.3	207,080.4	207,515.3	207,951.1	208,387.8
Number of tons of County-wide Commingled Recycling collected	33,974.5	28,190.7	28,249.9	28,309.2	28,368.7
Number of tons of County-wide Mixed Paper collected	117,896.9	114,537.5	114,778.0	115,019.0	115,260.6
Number of tons of County-wide Food Waste collected	6,889.6	7,543.3	7,559.1	7,575.0	7,590.9
Number of tons of County-wide Household Hazardous Waste collected	3,815.4	2,145.8	2,150.3	2,154.8	2,159.3

FY22 Approved Changes	Expenditures	FTEs
FY21 Approved	67,388,457	21.15
Increase Cost: Compost Facility Capital Equipment	532,228	0.00
Increase Cost: Resource Recovery Facility Operations and Insurance Adjustment	356,884	0.00
Increase Cost: Beantown Dump Evaluation and Action	250,000	0.00
Increase Cost: Oaks Landfill Maintenance	171,169	0.00
Increase Cost: Processing of Residential Hazardous Material	130,873	0.00
Increase Cost: Recycling Center Capital Equipment	64,000	0.00
Increase Cost: Miscellaneous Adjustments	3,024	0.00
Decrease Cost: Scheduled Transfer Station Capital Equipment Replacements	(1,272,500)	0.00
Decrease Cost: Reduction in Out-of-County Haul Costs	(1,334,417)	0.00
Multi-program adjustments, including negotiated compensation changes, employee benefit changes, changes due to staff turnover, reorganizations, and other budget changes affecting multiple programs.	(663,307)	0.00
FY22 Approved	65,626,411	21.15

Materials and Collection

This program provides for collection of refuse from single family residences in the southern parts of the County (Subdistrict A) and the funds to secure, administer, monitor, and enforce contracts with private collectors for collection of residential refuse and recyclables for the entire County. It also responds to the residents' service needs.

In addition, the program enforces the County's recycling regulations as they apply to single-family residences, and other waste generators, and enforcement of requirements of Chapter 48 of the County Code. It also supports solid waste program goals and ensures the success of recycling initiatives and progress to achieve the County's recycling goal. Also, the program provides for mandatory recycling and waste reduction for multi-family properties, for all businesses, and for broadly educating everyone living, visiting, and working in the County. Program efforts include technical support, assistance, education, outreach, and training.

It provides for the separation, processing, and marketing of recyclable materials at the Recycling Center (MRF). The MRF receives recyclable material collected under the County curbside collection program from all single-family residences as well as some materials from municipalities, multi-family properties, and non-residential properties that have established recycling programs. The materials are then sorted, baled, and shipped to markets for recycling. The program also provides for the processing, baling, and shipping of the County's residential and some non-residential mixed paper and corrugated paper (cardboard) as well.

The processing, transporting, composting, and marketing of yard trim received by the County is also included in this program, including leaves received from the County's Leaf Vacuuming Program. Processing includes grinding brush to produce mulch at the Transfer Station and composting of all leaves and grass, sold wholesale as LeafGro in bulk and bagged forms.

The program promotes recycling of food scraps as part of the County's overall effort to increase recycling and to reduce the amount of food waste within the County. The program includes initiatives to recycle food scraps and other acceptable organic materials generated by the single-family residential, multi-family residential, and commercial sectors, through composting and/or other technologies.

Program Performance Measures	Actual FY19	Actual FY20	Estimated FY21	Target FY22	Target FY23
Number of tons of Municipal Solid Waste accepted at the Transfer Station: Commercial and multi-family buildings	224,638.9	203,293.6	203,720.5	204,148.3	204,577.0
Number of business site visits to provide guidance and recycling support	5,563	4,143	912	129	5,519
Number of Muti-Family Building site visits to provide guidance and recycling support	1,267	2,250	432	327	2,070
Recycling Reports compliance rate for businesses: % of businesses required to submit a report and plan that have done so	100%	100%	100%	100%	100%
Recycling Reports compliance rate for multi-family buildings: % of buildings required to submit a report and plan that have done so	100%	100%	100%	100%	100%
Average number of refuse collections missed per week, not picked up within 24 hours	10.5	8.0	6.0	3.0	3.0
Average number of recycling collections missed per week, not picked up within 24 hours	14.2	13.0	12.0	11.0	9.0

FY22 Approved Changes	Expenditures	FTEs
FY21 Approved	57,642,398	51.25
Increase Cost: Increase in Residential Recycling Collection Contracts	2,644,139	0.00

FY22 Approved Changes	Expenditures	FTEs
Increase Cost: New Recycling Contracts for Regions 9-13 -- Disposal Fund	1,123,711	0.00
Increase Cost: Recycling Center Operations Costs	467,013	0.00
Increase Cost: Yard Trim Composting	200,678	0.00
Increase Cost: Residential Refuse Collection	104,662	0.00
Enhance: Backyard Food Waste Composting Program Expansion	100,000	0.00
Increase Cost: New Recycling Contracts for Regions 9-13 -- Collection Fund	59,784	0.00
Increase Cost: Commercial and Multifamily Recycling Program	13,747	0.00
Increase Cost: Recycling Outreach, Education, and Volunteers	7,081	0.00
Increase Cost: Waste System Program Development	(244)	0.00
Decrease Cost: Reduction in Paper Recycling Program Expenses	(146,938)	0.00
Multi-program adjustments, including negotiated compensation changes, employee benefit changes, changes due to staff turnover, reorganizations, and other budget changes affecting multiple programs.	665,929	0.50
FY22 Approved	62,881,960	51.75

BUDGET SUMMARY

	Actual FY20	Budget FY21	Estimate FY21	Approved FY22	%Chg Bud/App
SOLID WASTE DISPOSAL					
EXPENDITURES					
Salaries and Wages	8,438,490	8,453,434	8,061,708	8,783,570	3.9 %
Employee Benefits	2,621,974	2,685,191	2,576,917	2,611,188	-2.8 %
Solid Waste Disposal Personnel Costs	11,060,464	11,138,625	10,638,625	11,394,758	2.3 %
Operating Expenses	103,325,864	106,224,338	103,674,338	110,956,615	4.5 %
Capital Outlay	2,749,102	3,610,610	3,610,610	2,291,444	-36.5 %
Solid Waste Disposal Expenditures	117,135,430	120,973,573	117,923,573	124,642,817	3.0 %
PERSONNEL					
Full-Time	76	79	79	79	—
Part-Time	2	2	2	2	—
FTEs	94.78	99.78	99.78	100.28	0.5 %
REVENUES					
Investment Income	1,896,729	1,274,760	500,000	1,229,230	-3.6 %
Miscellaneous Revenues	1,765,198	320,000	4,421,778	221,778	-30.7 %
Other Charges/Fees	132,741	295,000	224,466	224,466	-23.9 %
Other Fines/Forfeitures	35,050	36,000	43,440	43,440	20.7 %
Other Licenses/Permits	9,295	12,000	9,435	9,435	-21.4 %
Property Rentals	4,167	5,000	16,558	16,558	231.2 %
Sale of Recycled Materials	3,208,422	3,977,791	4,330,278	4,412,404	10.9 %
Solid Waste Disposal Fees/Operating Revenues	26,419,897	29,019,752	27,760,015	29,363,397	1.2 %
Systems Benefit Charge	67,772,884	70,896,342	71,157,342	77,985,100	10.0 %
Solid Waste Disposal Revenues	101,244,383	105,836,645	108,463,312	113,505,808	7.2 %

SOLID WASTE COLLECTION

BUDGET SUMMARY

	Actual FY20	Budget FY21	Estimate FY21	Approved FY22	%Chg Bud/App
EXPENDITURES					
Salaries and Wages	1,283,202	1,241,098	1,130,461	1,246,684	0.5 %
Employee Benefits	344,623	390,201	360,838	361,678	-7.3 %
Solid Waste Collection Personnel Costs	1,627,825	1,631,299	1,491,299	1,608,362	-1.4 %
Operating Expenses	8,121,895	8,819,403	8,729,403	9,018,344	2.3 %
Solid Waste Collection Expenditures	9,749,720	10,450,702	10,220,702	10,626,706	1.7 %
PERSONNEL					
Full-Time	4	4	4	4	—
Part-Time	0	0	0	0	—
FTEs	11.46	11.78	11.78	11.78	—
REVENUES					
Investment Income	91,864	73,220	73,220	70,610	-3.6 %
Miscellaneous Revenues	0	0	12,000	0	—
Other Charges/Fees	12,100	0	0	0	—
Systems Benefit Charge	8,743,728	9,885,837	9,852,988	10,851,750	9.8 %
Solid Waste Collection Revenues	8,847,692	9,959,057	9,938,208	10,922,360	9.7 %

DEPARTMENT TOTALS

Total Expenditures	126,885,150	131,424,275	128,144,275	135,269,523	2.9 %
Total Full-Time Positions	80	83	83	83	—
Total Part-Time Positions	2	2	2	2	—
Total FTEs	106.24	111.56	111.56	112.06	0.4 %
Total Revenues	110,092,075	115,795,702	118,401,520	124,428,168	7.5 %

FY22 APPROVED CHANGES

	Expenditures	FTEs
SOLID WASTE DISPOSAL		
FY21 ORIGINAL APPROPRIATION	120,973,573	99.78
Changes (with service impacts)		
Add: Periodic Waste System Planning Study [Administration and Support]	228,699	0.00
Enhance: Backyard Food Waste Composting Program Expansion [Materials and Collection]	100,000	0.00
Add: Compliance and Enforcement Position to Strengthen Enforcement of Laws Like the Bag Fee and Bans on Single-use Plastic Straws and Polystyrene (Split with Water Quality Protection Charge) [Administration and Support]	31,765	0.50
Other Adjustments (with no service impacts)		
Increase Cost: Increase in Residential Recycling Collection Contracts [Materials and Collection]	2,644,139	0.00
Increase Cost: New Recycling Contracts for Regions 9-13 -- Disposal Fund [Materials and Collection]	1,123,711	0.00
Increase Cost: Compost Facility Capital Equipment [Disposal]	532,228	0.00

FY22 APPROVED CHANGES

	Expenditures	FTEs
Increase Cost: Recycling Center Operations Costs [Materials and Collection]	467,013	0.00
Increase Cost: Resource Recovery Facility Operations and Insurance Adjustment [Disposal]	356,884	0.00
Increase Cost: Automation of Solid Waste System -- Disposal Fund [Administration and Support]	280,827	0.00
Increase Cost: Beantown Dump Evaluation and Action [Disposal]	250,000	0.00
Increase Cost: FY21 Compensation Adjustment	230,473	0.00
Increase Cost: Yard Trim Composting [Materials and Collection]	200,678	0.00
Increase Cost: Oaks Landfill Maintenance [Disposal]	171,169	0.00
Increase Cost: Processing of Residential Hazardous Material [Disposal]	130,873	0.00
Increase Cost: FY22 Compensation Adjustment	105,717	0.00
Increase Cost: Annualization of FY21 Lapsed Positions	68,313	0.00
Increase Cost: Recycling Center Capital Equipment [Disposal]	64,000	0.00
Increase Cost: Finance Property Tax Bill Chargeback -- Disposal Fund [Administration and Support]	45,240	0.00
Increase Cost: Motor Pool Adjustment	33,067	0.00
Increase Cost: Commercial and Multifamily Recycling Program [Materials and Collection]	13,747	0.00
Increase Cost: Recycling Outreach, Education, and Volunteers [Materials and Collection]	7,081	0.00
Increase Cost: Annualization of FY21 Personnel Costs	4,554	0.00
Increase Cost: Miscellaneous Adjustments [Disposal]	3,024	0.00
Increase Cost: Print and Mail Adjustment	1,886	0.00
Increase Cost: Waste System Program Development [Materials and Collection]	(244)	0.00
Decrease Cost: Administration Costs -- Disposal Fund [Administration and Support]	(7,953)	0.00
Decrease Cost: OPEB Adjustment	(12,570)	0.00
Decrease Cost: Retirement Adjustment	(61,751)	0.00
Decrease Cost: Savings Due to Turnover -- Disposal Fund [Administration and Support]	(122,938)	0.00
Decrease Cost: Reduction in Paper Recycling Program Expenses [Materials and Collection]	(146,938)	0.00
Decrease Cost: Elimination of One-Time Items Approved in FY21	(192,000)	0.00
Decrease Cost: Revenue Analysis and System Evaluation [Administration and Support]	(274,533)	0.00
Decrease Cost: Scheduled Transfer Station Capital Equipment Replacements [Disposal]	(1,272,500)	0.00
Decrease Cost: Reduction in Out-of-County Haul Costs [Disposal]	(1,334,417)	0.00
FY22 APPROVED	124,642,817	100.28

SOLID WASTE COLLECTION

	FY21 ORIGINAL APPROPRIATION	10,450,702	11.78
<u>Other Adjustments (with no service impacts)</u>			
Increase Cost: Residential Refuse Collection [Materials and Collection]	104,662	0.00	
Increase Cost: New Recycling Contracts for Regions 9-13 -- Collection Fund [Materials and Collection]	59,784	0.00	
Increase Cost: FY21 Compensation Adjustment	28,461	0.00	
Increase Cost: Finance Property Tax Bill Chargeback -- Collection Fund [Administration and Support]	22,140	0.00	
Increase Cost: Motor Pool Adjustment	20,694	0.00	

FY22 APPROVED CHANGES

	Expenditures	FTEs
Increase Cost: FY22 Compensation Adjustment	12,889	0.00
Increase Cost: Annualization of FY21 Personnel Costs	5,131	0.00
Increase Cost: Administration Costs -- Collection Fund [Administration and Support]	127	0.00
Decrease Cost: Print and Mail Adjustment	(3)	0.00
Decrease Cost: OPEB Adjustment	(640)	0.00
Decrease Cost: Retirement Adjustment	(6,213)	0.00
Decrease Cost: Automation of Solid Waste System -- Collection Fund [Administration and Support]	(7,823)	0.00
Decrease Cost: Savings Due to Turnover -- Collection Fund [Administration and Support]	(63,205)	0.00
FY22 APPROVED	10,626,706	11.78

PROGRAM SUMMARY

Program Name	FY21 APPR Expenditures	FY21 APPR FTEs	FY22 APPR Expenditures	FY22 APPR FTEs
Administration and Support	6,393,420	39.16	6,761,152	39.16
Disposal	67,388,457	21.15	65,626,411	21.15
Materials and Collection	57,642,398	51.25	62,881,960	51.75
Total	131,424,275	111.56	135,269,523	112.06

CHARGES TO OTHER DEPARTMENTS

Charged Department	Charged Fund	FY21 Total\$	FY21 FTEs	FY22 Total\$	FY22 FTEs
SOLID WASTE DISPOSAL					
General Services	General Fund	287,570	0.00	300,743	0.00
Parking District Services	Bethesda Parking	64,324	0.00	65,281	0.00
Parking District Services	Silver Spring Parking	124,627	0.00	126,481	0.00
Parking District Services	Wheaton Parking	12,061	0.00	12,240	0.00
Alcohol Beverage Services	Liquor	16,603	0.00	16,589	0.00
Total		505,185	0.00	521,334	0.00

FUNDING PARAMETER ITEMS

CC APPROVED (\$000S)

Title	FY22	FY23	FY24	FY25	FY26	FY27
SOLID WASTE DISPOSAL						
EXPENDITURES						
FY22 Approved	124,643	124,643	124,643	124,643	124,643	124,643
No inflation or compensation change is included in outyear projections.						

FUNDING PARAMETER ITEMS

CC APPROVED (\$000S)

Title	FY22	FY23	FY24	FY25	FY26	FY27
Annualization of Positions Approved in FY22	0	9	9	9	9	9
New positions in the FY22 budget are generally assumed to be filled at least two months after the fiscal year begins. Therefore, the above amounts reflect annualization of these positions in the outyears.						
Elimination of One-Time Items Approved in FY22	0	(472)	(472)	(472)	(472)	(472)
Items recommended for one-time funding in FY22, including funds to evaluate and address methane leakage at the Beantown Dump and for Waste System Planning, will be eliminated from the base in the outyears.						
Retiree Health Insurance Pre-funding	0	(29)	(58)	(89)	(96)	(96)
Labor Contracts	0	208	208	208	208	208
These figures represent the estimated annualized cost of general wage adjustments, service increments, and other negotiated items.						
Subtotal Expenditures	124,643	124,359	124,330	124,299	124,292	124,292

SOLID WASTE COLLECTION

EXPENDITURES

FY22 Approved	10,627	10,627	10,627	10,627	10,627	10,627
No inflation or compensation change is included in outyear projections.						
Retiree Health Insurance Pre-funding	0	(2)	(3)	(5)	(5)	(5)
Labor Contracts	0	26	26	26	26	26
These figures represent the estimated annualized cost of general wage adjustments, service increments, and other negotiated items.						
Subtotal Expenditures	10,627	10,651	10,650	10,648	10,648	10,648

ANNUALIZATION OF FULL PERSONNEL COSTS

	FY22 Approved		FY23 Annualized	
	Expenditures	FTEs	Expenditures	FTEs
Compliance and Enforcement Position to Strengthen Enforcement of Laws Like the Bag Fee and Bans on Single-use Plastic Straws and Polystyrene (Split with Water Quality Protection Charge)	31,765	0.50	40,412	0.50
Total	31,765	0.50	40,412	0.50