



# Inspector General

## RECOMMENDED FY22 BUDGET

\$2,091,455

## FULL TIME EQUIVALENTS

14.00

MEGAN DAVEY LIMARZI, INSPECTOR GENERAL

## MISSION STATEMENT

The mission of the Office of the Inspector General (OIG) is to promote the effectiveness and efficiency of programs and operations of County government and independent County agencies, prevent and detect fraud, waste, and abuse in government activities, and propose ways to increase the legal, fiscal, and ethical accountability of County government and County-funded agencies.

## BUDGET OVERVIEW

The total recommended FY22 Operating Budget for the Office of Inspector General is \$2,091,455, an increase of \$255,843 or 13.94 percent from the FY21 Approved Budget of \$1,835,612. Personnel Costs comprise 94.75 percent of the budget for 13 full-time position(s) and no part-time position(s), and a total of 14.00 FTEs. Total FTEs may include seasonal or temporary positions and may also reflect workforce charged to or from other departments or funds. Operating Expenses account for the remaining 5.25 percent of the FY22 budget.

## COUNTY PRIORITY OUTCOMES

While this program area supports all seven of the County Executive's Priority Outcomes, the following are emphasized:

- Thriving Youth and Families**
- A Growing Economy**
- Effective, Sustainable Government**




## INITIATIVES

- The OIG reviewed the Public Health Emergency Grants issued by Montgomery County in response to the COVID-19 public health crisis. OIG assessed the resulting programs and agreements totaling \$20.95M where the risk was high and opportunities for abuse were many. OIG issued a Bulletin to County leadership in October 2020 outlining enhancements that could be instituted to strengthen current and future County grant programs. By reviewing programs at their inception, the OIG can recommend impactful modifications and safeguarding measures to ensure the integrity of County programs.

## INNOVATIONS AND PRODUCTIVITY IMPROVEMENTS

- Implemented an outreach program to help educate County Employees on how they can help the OIG to fight fraud, waste

and abuse, and improve the effectiveness and efficiency of the programs and operations of the County government and independent County agencies. Outreach efforts resulted in a 92% increase in complaints received between FY19 and FY20.

-  Implemented an Audit Division to conduct systematic risk-based rotating group by group review of the internal accounting and contracting processes and controls for Montgomery County Government departments.
-  Expanded oversight by over \$2 Billion to include Montgomery College, the Housing Opportunities Commission of Montgomery County, the Montgomery County Board of Education, and Montgomery County Public Schools through passage of legislation.
-  Acquired and implemented a critical case management system to support the work of the Audit Division by providing a platform for audit planning, project execution, and report distribution. The software is programmed to assure conformance with the generally accepted governmental auditing standards which is the standard the OIG is required to meet under county law.

## PROGRAM CONTACTS

Contact Becky Bolat of the Office of Inspector General at 240-777-1158 or Philip Weeda of the Office of Management and Budget at 240.777.2780 for more information regarding this department's operating budget.

## PROGRAM PERFORMANCE MEASURES

Performance measures for this department are included below (where applicable). The FY21 estimates reflect funding based on the FY21 Approved Budget. The FY22 and FY23 figures are performance targets based on the FY22 Recommended Budget and funding for comparable service levels in FY23.

Measure	Actual FY19	Actual FY20	Estimated FY21	Target FY22	Target FY23
<b>Program Measures</b>					
Percent of initial inquiries (with no reports or memo) completed within 20 business days <sup>1</sup>	82%	93%	80%	80%	80%
Percent of audit/inspection/investigation reports completed within 8 months	50%	100%	60%	60%	60%
Percent of complaints reviewed and action initiated within 5 business days	98%	96%	95%	95%	95%
Number of audits or reviews of Principal Departments completed in current cycle (24 total to be completed in FY21-FY24 cycle)	N/A	N/A	3	5	6
Number of evaluations, inspections, or reviews of County programs and operations completed annually (the goal is two per year)	N/A	N/A	2	2	2

<sup>1</sup> The Office of Inspector General (OIG) either completed preliminary inquiry work without further comment, or reclassified the item for continuation as an audit, inspection, investigation, evaluation, or review.

## PROGRAM DESCRIPTIONS

### Inspector General

The Inspector General conducts independent audits, reviews, and investigations; receives and investigates credible complaints; reports possible violations of the law to law enforcement or another appropriate organization; notifies the County Council and County Executive of serious problems in programs; reviews legislation and regulations to strengthen controls and increase accountability; and submits reports with recommendations to appropriate officials. The Inspector General periodically conducts projects jointly with other government agencies and contractors.

## BUDGET SUMMARY

	Actual FY20	Budget FY21	Estimate FY21	Recommended FY22	%Chg Bud/Rec
<b>COUNTY GENERAL FUND</b>					
<b>EXPENDITURES</b>					
Salaries and Wages	749,316	1,431,510	1,200,655	1,602,796	12.0 %
Employee Benefits	159,586	310,574	281,114	378,922	22.0 %
<b>County General Fund Personnel Costs</b>	<b>908,902</b>	<b>1,742,084</b>	<b>1,481,769</b>	<b>1,981,718</b>	<b>13.8 %</b>
Operating Expenses	106,798	93,528	63,328	109,737	17.3 %
<b>County General Fund Expenditures</b>	<b>1,015,700</b>	<b>1,835,612</b>	<b>1,545,097</b>	<b>2,091,455</b>	<b>13.9 %</b>
<b>PERSONNEL</b>					
Full-Time	6	11	11	13	18.2 %
Part-Time	0	0	0	0	—
FTEs	7.00	12.00	12.00	14.00	16.7 %

### FY22 RECOMMENDED CHANGES

	Expenditures	FTEs
<b>COUNTY GENERAL FUND</b>		
<b>FY21 ORIGINAL APPROPRIATION</b>	<b>1,835,612</b>	<b>12.00</b>
<b><u>Changes (with service impacts)</u></b>		
Add: Implementation of Bill 11-19- Staff for OIG Audit Division [Inspector General]	197,071	2.00
<b><u>Other Adjustments (with no service impacts)</u></b>		
Increase Cost: FY21 Compensation Adjustment	62,379	0.00
Increase Cost: Reclassification of Positions [Inspector General]	36,691	0.00
Increase Cost: FY22 Compensation Adjustment	24,942	0.00
Increase Cost: Print and Mail Adjustment	3,226	0.00
Increase Cost: Retirement Adjustment	2,431	0.00
Decrease Cost: Annualization of FY21 Personnel Costs	(70,897)	0.00
<b>FY22 RECOMMENDED</b>	<b>2,091,455</b>	<b>14.00</b>

### FUNDING PARAMETER ITEMS

CE RECOMMENDED (\$000S)

Title	FY22	FY23	FY24	FY25	FY26	FY27
<b>COUNTY GENERAL FUND</b>						
<b>EXPENDITURES</b>						
<b>FY22 Recommended</b>	<b>2,091</b>	<b>2,091</b>	<b>2,091</b>	<b>2,091</b>	<b>2,091</b>	<b>2,091</b>
No inflation or compensation change is included in outyear projections.						
<b>Annualization of Positions Recommended in FY22</b>	<b>0</b>	<b>61</b>	<b>61</b>	<b>61</b>	<b>61</b>	<b>61</b>

## FUNDING PARAMETER ITEMS

CE RECOMMENDED (\$000S)

Title	FY22	FY23	FY24	FY25	FY26	FY27
New positions in the FY22 budget are generally assumed to be filled at least two months after the fiscal year begins. Therefore, the above amounts reflect annualization of these positions in the outyears.						
<b>Elimination of One-Time Items Recommended in FY22</b>	<b>0</b>	<b>(4)</b>	<b>(4)</b>	<b>(4)</b>	<b>(4)</b>	<b>(4)</b>
Items recommended for one-time funding in FY22, including (fill in major item names based on your Competition List), will be eliminated from the base in the outyears.						
<b>Labor Contracts</b>	<b>0</b>	<b>42</b>	<b>42</b>	<b>42</b>	<b>42</b>	<b>42</b>
These figures represent the estimated annualized cost of general wage adjustments, service increments, and other negotiated items.						
<b>Subtotal Expenditures</b>	<b>2,091</b>	<b>2,190</b>	<b>2,190</b>	<b>2,190</b>	<b>2,190</b>	<b>2,190</b>

## ANNUALIZATION OF FULL PERSONNEL COSTS

	FY22 Recommended		FY23 Annualized	
	Expenditures	FTEs	Expenditures	FTEs
Implementation of Bill 11-19- Staff for OIG Audit Division	184,088	2.00	245,450	2.00
<b>Total</b>	<b>184,088</b>	<b>2.00</b>	<b>245,450</b>	<b>2.00</b>