




Transportation

APPROVED FY23 BUDGET

\$56,146,728

FULL TIME EQUIVALENTS

286.09

 CHRISTOPHER CONKLIN, DIRECTOR

MISSION STATEMENT

The mission of the Department of Transportation's (DOT) General Fund supported programs is to provide an effective and efficient transportation system to ensure the safe and convenient movement of persons and vehicles on County roads; to plan, design, and coordinate development and construction of transportation and pedestrian routes; to operate and maintain the traffic signal system and road network in a safe and efficient manner; and to develop and implement transportation policies to maximize efficient service delivery. The General Fund supports programs in the Division of Traffic Engineering and Operations, the Division of Parking Management, the Division of Highway Maintenance, the Division of Transportation Engineering, the Division of Transit Services, and the Director's Office.






BUDGET OVERVIEW

The total approved FY23 Operating Budget for the Department of Transportation is \$56,146,728, an increase of \$3,476,067 or 6.60 percent from the FY22 Approved Budget of \$52,670,661. Personnel Costs comprise 48.42 percent of the budget for 460 full-time position(s) and four part-time position(s), and a total of 286.09 FTEs. Total FTEs may include seasonal or temporary positions and may also reflect workforce charged to or from other departments or funds. Operating Expenses account for the remaining 51.58 percent of the FY23 budget.

In addition, this department's Capital Improvements Program (CIP) requires Current Revenue funding.

COUNTY PRIORITY OUTCOMES

While this program area supports all seven of the County Executive's Priority Outcomes, the following are emphasized:

-  **Thriving Youth and Families**
-  **A Greener County**
-  **Easier Commutes**
-  **Safe Neighborhoods**
-  **Effective, Sustainable Government**

INITIATIVES

- ★ An additional \$116,000 in FY23 will go towards Walkability Audits targeted to improve pedestrian safety and access to schools for vulnerable roadway users.

INNOVATIONS AND PRODUCTIVITY IMPROVEMENTS

- ★ Provide ten School Bus Citations and Infrastructure Safety Analysis studies per year to inform roadway improvements that address pedestrian and operational safety, while maintaining or enhancing the safety of children who are boarding and debarking school buses. These studies will also help reduce the number of citations issued at designated Montgomery County Public School bus stops; including stops which do not provide physical separation from opposing traffic lanes. Traffic lanes that are void of physical separation have generated more than 1,000 citations annually.
- ★ Enhance tree maintenance to address backlogs in removing diseased trees, tree planting, and stump grinding to improve Montgomery County's urban forest health. Two hundred and twenty four additional street trees will be removed and 505 additional stumps will be grounded to create suitable sites to maximize canopy efforts and foster the planting of 617 additional trees.
- ★ Increase the number of traffic signals evaluated per year in the Traffic Signal Optimization program to reduce vehicle delays and traffic congestion caused by inadequate signal timing. This will allow the County to move away from a 12-14 year review cycle to a four to six year review cycle, nearing the industry standard of three to five years.
- ★ Increase Bikeshare maintenance to extend the life of stations by replacing obsolete ecoboards. Ecoboards serve as the operational intelligence of each bikeshare station.

PROGRAM CONTACTS

Contact Brady Goldsmith of the Department of Transportation at 240.777.2793 or Chris Mullin of the Office of Management and Budget at 240.777.2772 for more information regarding this department's operating budget.

PROGRAM PERFORMANCE MEASURES

Performance measures for this department are included below (where applicable), with multi-program measures displayed at the front of this section and program-specific measures shown with the relevant program. The FY22 estimates reflect funding based on the FY22 Approved Budget. The FY23 and FY24 figures are performance targets based on the FY23 Approved Budget and funding for comparable service levels in FY24.

PROGRAM DESCRIPTIONS

★ Community/Transportation Safety

This program provides engineering studies and investigations that evaluate pedestrian and traffic operations and safety deficiencies, and includes the need for alternative pedestrian crossing signalization or beaconing; parking conflicts; streetlighting conditions, upgrades, and maintenance; traffic signing and pavement marking needs; and sight distance deficiencies on neighborhood streets, arterial roads, and major roadways. The program also provides for the installation and maintenance of traffic control devices along County roadways and includes activities directed at the elimination of graffiti vandalism in the County through GRAB (Graffiti Abatement Partners), a not-for-profit private-public partnership.

Program Performance Measures	Actual	Actual	Estimated	Target	Target
------------------------------	--------	--------	-----------	--------	--------

	FY20	FY21	FY22	FY23	FY24
Number of traffic studies completed	333	300	330	360	400
Percent of traffic studies completed within scheduled timeframe	74%	90%	80%	80%	80%
Number of serious and fatal crashes on Montgomery County maintained roads ¹	92	69	85	78	74

¹ Projected FY22-FY24 higher than FY21 due to expected increase in travel post-COVID-19.

FY23 Approved Changes	Expenditures	FTEs
FY22 Approved	4,998,098	22.90
Enhance: School Bus Citations and Infrastructure Safety Analysis	300,000	0.00
Enhance: School Walkshed Assessments	116,000	0.00
Multi-program adjustments, including negotiated compensation changes, employee benefit changes, changes due to staff turnover, reorganizations, and other budget changes affecting multiple programs.	97,122	0.00
FY23 Approved	5,511,220	22.90

Non-Roadway Right of Way Maintenance

Elements supported under this program provide positive value to the quality of life for residents and visitors through 'green infrastructure' maintenance activities located in the County right-of-way.

Through scheduled maintenance and emergency response to hazardous conditions, priority activities associated with non-roadway maintenance include efforts to ensure the safety of all pedestrians, bicyclists, and motorists travelling within the County. Some examples include hazardous tree removal, tree pruning, traffic barrier repair, shoulder mowing, and foliage removal to provide adequate road clearance and sign, signal, and streetlight visibility. Many tree maintenance activities also contribute to the County's efforts to mitigate damage to public and private property due to severe weather events and unanticipated environmental risks.

In addition to the elements of safety, this program also offers positive environmental impacts and contributes to aesthetically mindful maintenance operations that help the County create and maintain a healthy and thriving environment. Some examples relative to environmentally conscious activities include street tree preservation and planting, tree stump removal for the establishment of new planting sites, vacuum leaf collections through the Annual Leaf Collection Program within the established leafing districts, street sweeping operations which contribute to the County's MS4 environmental permit, maintenance of a dedicated trail and bike network, beauty spot improvements, and shoulder litter removal.

Program Performance Measures	Actual FY20	Actual FY21	Estimated FY22	Target FY23	Target FY24
Number of Trees Planted (includes Tree Replacement Fund)	1,723	1,611	1,600	2,200	1,590
Backlog of 311 requests for Tree Maintenance	247	861	600	500	500
Number of verified missed streets for leaf collections	306	249	245	200	150
Survival rate of street trees planted	91%	88%	91%	91%	91%

FY23 Approved Changes	Expenditures	FTEs
FY22 Approved	14,761,953	71.88
Enhance: Urban Forest	810,000	0.00
Multi-program adjustments, including negotiated compensation changes, employee benefit changes, changes due to staff turnover, reorganizations, and other budget changes affecting multiple programs.	(59,132)	0.00
FY23 Approved	15,512,821	71.88

☀ Parking Outside the Parking Districts

This program administers, operates, and maintains the parking program outside the Parking Districts. Included in this program are residential permit parking and peak hour traffic enforcement. The residential permit parking program is responsible for the sale of parking permits and parking enforcement in these areas. Participation in the program is requested through a petition of the majority of the citizens who live in that area. The program is designed to mitigate the adverse impact of commuters parking in residential areas. Peak hour traffic enforcement in the Bethesda and Silver Spring Central Business Districts assures the availability of travel lanes during peak traffic periods. The program is also responsible for the management of the Council Office Building (COB) garage and County employee parking in the Rockville core area.

FY23 Approved Changes	Expenditures	FTEs
FY22 Approved	930,174	1.60
Multi-program adjustments, including negotiated compensation changes, employee benefit changes, changes due to staff turnover, reorganizations, and other budget changes affecting multiple programs.	6,526	0.00
FY23 Approved	936,700	1.60

☀ Transportation Infrastructure Construction & Maintenance

This program provides an effective and efficient transportation system, ensuring the safe and convenient movement of persons, bicycles, and vehicles throughout Montgomery County. The primary focus of this program is to proactively identify and address infrastructure within the County right-of-way that is in need of maintenance and to utilize industry standard best practices to determine the highest quality and most cost-effective method of repair. Infrastructure elements within this program include 5,200 lane miles of roadway, 1,665 miles of sidewalk, curb, and gutter, bridges, culverts, and an extensive storm drain system. Work performed under this program ranges from extensive redesign with reconstruction, to preventative maintenance measures that extend the longevity of existing infrastructure in good condition at a lower cost of repair. In addition to scheduled construction and maintenance, this program also supports reactive measures to address unanticipated emergencies within the County right-of-way that must be expeditiously addressed to ensure the safety of the travelling public and clear passage of the extensive transportation network.

Since 2005 the Montgomery County Department of Transportation has been a member of the Montgomery County Infrastructure Maintenance Task Force whose mission is focused on operating programs engaged in preventative maintenance that preserves the quality of capital assets so that it can be functional throughout its usual life. Currently the way this program is utilized, and the continuous effort we make to improve our maintenance operations, provides the opportunity to make repairs with a more proactive and affordable strategy. Through our routine and emergency maintenance operations we can monitor existing infrastructure and make appropriate repairs as necessary to ensure the County can obtain and keep roads in good or better condition.

Common activities associated with this program include, but are not limited to: pavement surface treatment of residential and rural roadways; hot mix asphalt road patching (temporary and permanent repairs, crack sealing); concrete sidewalk, curb, and gutter repair; storm drain maintenance including repair and/or replacement of failed storm drain pipes; basic maintenance of bridges and box culverts; construction administration and management; and inspection and testing of materials. The surface treatment activity within this program represents only the preventative maintenance measures for roadway condition repairs, and is supplemental to the more extensive, and costly, repair strategies utilized under the roadway maintenance Capital Improvement Programs (CIP).

Projects and repair strategies under this program are often identified through condition assessments and collaborative efforts

between department staff, County agencies, local utilities, municipalities, and local community leaders/HOAs.

Program Performance Measures	Actual FY20	Actual FY21	Estimated FY22	Target FY23	Target FY24
Number of lane miles rehabilitated	281	183	167	159	150
Average Pavement Condition Index (PCI) of roadway network	66.7	65.6	64.8	64.2	63.5
Percent of primary/arterial road quality rated good or better	45%	44%	36%	33%	31%
Percent of rural/residential road quality rated good or better	45%	40%	36%	30%	25%

FY23 Approved Changes	Expenditures	FTEs
FY22 Approved	15,708,537	102.14
Increase Cost: Restoration of Resurfacing and Patching Reductions	967,955	0.00
Technical Adj: PC Charges to Water Quality Protection Fund for Street Sweeping	(66,225)	(0.68)
Multi-program adjustments, including negotiated compensation changes, employee benefit changes, changes due to staff turnover, reorganizations, and other budget changes affecting multiple programs.	480,260	0.02
FY23 Approved	17,090,527	101.48

Transportation Management, Operations and Emergency/Storm Response

This program supports the Department's mission to provide an effective and efficient transportation system to ensure the safe and convenient movement of persons, bicycles, and vehicles throughout the County through daily traffic management operations and response to emergency events such as winter snow storms, severe wind/rain storms, natural disasters, and man-made emergency incidents.

Elements associated with the daily traffic management of this program focus on the general engineering and maintenance activities relative to the design, construction, and maintenance of traffic signals, the Advanced Transportation Management System (ATMS), and communication infrastructure that includes the County's fiber optic network. For real-time management of the traffic signal infrastructure this program also provides for the daily operations of the County's Transportation Management Center (TMC) to monitor the computerized traffic signal system, assist with multi-agency incident management response activities, and coordinate special event traffic management. Daily operations relative to the traffic signal system management account for approximately 50 percent of the program's proposed budget.

In addition to the daily traffic management of signal functionality, this program is also an integral part of coordinating the response to emergencies and severe weather events through the preparation, active response, and post-storm/emergency cleanup. Tasks performed during these operations include snow pretreatment, roadway snow removal, sidewalk snow removal, salt application, post-snow storm street sweeping, wind and rain storm debris removal, and immediate emergency repairs to damaged and unsafe infrastructure. Emergency operations often require rapid deployment of resources to clear debris/snow to ensure all transportation systems are passable for emergency first responders and the travelling public. During emergency events, this program operates the Storm Operations Center which monitors and coordinates real-time activities Countywide with Fire and Rescue, Police, Emergency Management and Homeland Security, local utility companies, and other County agencies and local jurisdictions as needed. The primary goal for the emergency response component of this program is to keep the County residents and traveling public safe, while providing reliable access to the extensive transportation network. Emergency operations under this program are funded by approximately 50 percent of the program's proposed budget. Actual annual costs associated with the emergency response activities regularly exceed the approved budget by over 900 percent, therefore expenditures over the budgeted program amount are covered by the Climate Response Non-Departmental Account.

Program Performance Measures	Actual FY20	Actual FY21	Estimated FY22	Target FY23	Target FY24
Number of snow and rain storms addressed	11	13	13	13	13
Number of verified reports of unplowed or missed streets	0	172	160	140	120
Percent of Traffic Signals with fully functioning equipment	81%	85%	87%	90%	93%

FY23 Approved Changes	Expenditures	FTEs
FY22 Approved	6,805,958	40.90
Increase Cost: LED Traffic Signal Replacement Cycle	249,480	0.00
Shift: Transfer FiberNet Personnel Cost from Cable Fund to DOT	230,588	0.00
Add: Signal Optimization	130,000	0.00
Increase Cost: Advanced Transportation Management System	39,000	1.00
Increase Cost: Traffic Signals Maintenance	36,000	0.00
Increase Cost: Uninterrupted Power Supply (UPS) Maintenance	11,250	0.00
Multi-program adjustments, including negotiated compensation changes, employee benefit changes, changes due to staff turnover, reorganizations, and other budget changes affecting multiple programs.	20,908	1.45
FY23 Approved	7,523,184	43.35

Transportation Policy, Planning, and Project Development

This program formulates transportation and related environmental policy and provides leadership in developing a capital improvements program that achieves policy goals. In addition, this program provides coordination with regional entities to ensure compliance with environmental requirements and reviews developer plans to ensure that transportation infrastructure constructed by the private sector also achieves these policy goals.

Program Performance Measures	Actual FY20	Actual FY21	Estimated FY22	Target FY23	Target FY24
Linear feet of sidewalk construction completed (000) ¹	32	27	30	30	30
Number of development applications reviewed	250	321	325	325	325
Number of Transportation Demand Management plans approved	114	251	264	277	291

¹ The cost per linear foot of sidewalk can increase dramatically if retaining walls or the acquisition of right-of-way is required. This significantly impacts the linear feet constructed per year.

FY23 Approved Changes	Expenditures	FTEs
FY22 Approved	1,605,067	9.69
Increase Cost: Bikeshare Level of Maintenance - Replacement of Eco-Board System	196,800	0.00
Eliminate: BRAC Grant Discontinued	(80,321)	(0.75)
Multi-program adjustments, including negotiated compensation changes, employee benefit changes, changes due to staff turnover, reorganizations, and other budget changes affecting multiple programs.	1,717,214	2.75
FY23 Approved	3,438,760	11.69

Transportation Services General Administration

The Director's Office provides overall leadership for the Department, including policy development, planning, accountability, service integration, customer service, and the formation of partnerships. It also handles administration of the day-to-day operations of the Department, including direct service delivery, budget and fiscal management oversight (capital and operating), training, contract management, logistics and facilities support, human resources management, and information technology. In addition, administration staff coordinates the Departmental review of proposed State legislation and provides a liaison between

the County and WMATA. As previously mentioned, the Department consists of five divisions: the Division of Traffic Engineering and Operations, the Division of Parking Management, the Division of Highway Maintenance, the Division of Transportation Planning, and the Division of Transit Services.

FY23 Approved Changes	Expenditures	FTEs
FY22 Approved	7,860,874	35.19
Technical Adj: Elimination of Long Term Vacancy	0	(1.00)
Technical Adj: Workforce Reconciliation Adjustment	(14,927)	3.22
Multi-program adjustments, including negotiated compensation changes, employee benefit changes, changes due to staff turnover, reorganizations, and other budget changes affecting multiple programs.	(1,712,431)	(4.22)
FY23 Approved	6,133,516	33.19

BUDGET SUMMARY

	Actual FY21	Budget FY22	Estimate FY22	Approved FY23	%Chg Bud/App
COUNTY GENERAL FUND					
EXPENDITURES					
Salaries and Wages	18,260,339	18,247,373	19,534,261	18,520,954	1.5 %
Employee Benefits	5,679,975	5,904,635	6,099,648	5,320,514	-9.9 %
County General Fund Personnel Costs	23,940,314	24,152,008	25,633,909	23,841,468	-1.3 %
Operating Expenses	35,939,898	21,747,381	35,617,255	25,389,673	16.8 %
Capital Outlay	148,490	0	0	0	—
County General Fund Expenditures	60,028,702	45,899,389	61,251,164	49,231,141	7.3 %
PERSONNEL					
Full-Time	456	456	456	460	0.9 %
Part-Time	7	7	7	4	-42.9 %
FTEs	254.02	252.52	252.52	255.06	1.0 %
REVENUES					
Bus Advertising	28,485	0	0	0	—
Federal Grants	993,625	0	0	0	—
Miscellaneous Revenues	255,428	150,000	0	0	-100.0 %
Motor Pool Charges/Fees	4,699	0	0	0	—
Other Charges/Fees	377,895	435,000	435,000	435,000	—
Other Fines/Forfeitures	270	0	0	0	—
Parking Fees	69	105,000	52,442	105,000	—
Parking Fines	291,678	650,000	1,044,330	1,044,330	60.7 %
Residential Parking Permits	88,653	12,000	97,575	12,000	—
State Aid: Highway User	8,109,383	7,946,699	8,474,373	8,797,624	10.7 %
State Grants	0	650,000	650,000	650,000	—
Street Tree Planting	268,482	75,000	75,000	75,000	—
Subdivision Plan Review	613,063	225,000	225,000	225,000	—
Traffic Signals Maintenance	0	994,000	994,000	994,000	—
County General Fund Revenues	11,031,730	11,242,699	12,047,720	12,337,954	9.7 %

BUDGET SUMMARY

	Actual FY21	Budget FY22	Estimate FY22	Approved FY23	%Chg Bud/App
LEAF VACUUMING					
EXPENDITURES					
Salaries and Wages	2,162,299	2,542,105	2,248,007	2,616,104	2.9 %
Employee Benefits	520,502	775,225	566,184	726,132	-6.3 %
Leaf Vacuuming Personnel Costs	2,682,801	3,317,330	2,814,191	3,342,236	0.8 %
Operating Expenses	3,077,254	3,373,621	3,588,448	3,573,351	5.9 %
Capital Outlay	40,345	0	0	0	—
Leaf Vacuuming Expenditures	5,800,400	6,690,951	6,402,639	6,915,587	3.4 %
PERSONNEL					
Full-Time	0	0	0	0	—
Part-Time	0	0	0	0	—
FTEs	31.03	31.03	31.03	31.03	—
REVENUES					
Investment Income	3,966	1,630	3,510	20,950	1185.3 %
Leaf Vacuum Collection Fees	8,601,045	8,600,551	8,564,612	8,739,229	1.6 %
Other Charges/Fees	20,345	0	0	0	—
Systems Benefit Charge	14	0	0	0	—
Leaf Vacuuming Revenues	8,625,370	8,602,181	8,568,122	8,760,179	1.8 %
GRANT FUND - MCG					
EXPENDITURES					
Salaries and Wages	1,092,264	63,009	63,009	0	-100.0 %
Employee Benefits	65,371	17,312	17,312	0	-100.0 %
Grant Fund - MCG Personnel Costs	1,157,635	80,321	80,321	0	-100.0 %
Operating Expenses	388,464	0	0	0	—
Grant Fund - MCG Expenditures	1,546,099	80,321	80,321	0	-100.0 %
PERSONNEL					
Full-Time	1	1	1	0	-100.0 %
Part-Time	0	0	0	0	—
FTEs	0.75	0.75	0.75	0.00	-100.0 %
REVENUES					
Federal Grants	3,113,309	80,321	80,321	0	-100.0 %
State Grants	1,100,724	0	0	0	—
Grant Fund - MCG Revenues	4,214,033	80,321	80,321	0	-100.0 %
DEPARTMENT TOTALS					
Total Expenditures	67,375,201	52,670,661	67,734,124	56,146,728	6.6 %
Total Full-Time Positions	457	457	457	460	0.7 %

BUDGET SUMMARY

	Actual FY21	Budget FY22	Estimate FY22	Approved FY23	%Chg Bud/App
Total Part-Time Positions	7	7	7	4	-42.9 %
Total FTEs	285.80	284.30	284.30	286.09	0.6 %
Total Revenues	23,871,133	19,925,201	20,696,163	21,098,133	5.9 %

FY23 APPROVED CHANGES

	Expenditures	FTEs
COUNTY GENERAL FUND		
FY22 ORIGINAL APPROPRIATION	45,899,389	252.52
<u>Changes (with service impacts)</u>		
Enhance: Urban Forest [Non-Roadway Right of Way Maintenance]	810,000	0.00
Enhance: School Bus Citations and Infrastructure Safety Analysis [Community/Transportation Safety]	300,000	0.00
Add: Signal Optimization [Transportation Management, Operations and Emergency/Storm Response]	130,000	0.00
Enhance: School Walkshed Assessments [Community/Transportation Safety]	116,000	0.00
<u>Other Adjustments (with no service impacts)</u>		
Increase Cost: Restoration of Resurfacing and Patching Reductions [Transportation Infrastructure Construction & Maintenance]	967,955	0.00
Increase Cost: Motor Pool Adjustment	698,402	0.00
Increase Cost: Annualization of FY22 Compensation Increases	597,343	0.00
Increase Cost: FY23 Compensation Adjustment	452,774	0.00
Increase Cost: LED Traffic Signal Replacement Cycle [Transportation Management, Operations and Emergency/Storm Response]	249,480	0.00
Shift: Transfer FiberNet Personnel Cost from Cable Fund to DOT [Transportation Management, Operations and Emergency/Storm Response]	230,588	0.00
Increase Cost: Bikeshare Level of Maintenance - Replacement of Eco-Board System [Transportation Policy, Planning, and Project Development]	196,800	0.00
Increase Cost: Advanced Transportation Management System [Transportation Management, Operations and Emergency/Storm Response]	39,000	1.00
Increase Cost: Traffic Signals Maintenance [Transportation Management, Operations and Emergency/Storm Response]	36,000	0.00
Increase Cost: Uninterrupted Power Supply (UPS) Maintenance [Transportation Management, Operations and Emergency/Storm Response]	11,250	0.00
Increase Cost: Printing and Mail Adjustment	8,980	0.00
Technical Adj: Elimination of Long Term Vacancy [Transportation Services General Administration]	0	(1.00)
Technical Adj: Workforce Reconciliation Adjustment [Transportation Services General Administration]	(14,927)	3.22
Technical Adj: PC Charges to Water Quality Protection Fund for Street Sweeping [Transportation Infrastructure Construction & Maintenance]	(66,225)	(0.68)
Decrease Cost: Retirement Adjustment	(404,115)	0.00
Decrease Cost: Annualization of FY22 Personnel Costs	(1,027,553)	0.00
FY23 APPROVED	49,231,141	255.06

FY23 APPROVED CHANGES

	Expenditures	FTEs
LEAF VACUUMING		
FY22 ORIGINAL APPROPRIATION	6,690,951	31.03
<u>Other Adjustments (with no service impacts)</u>		
Increase Cost: Motor Pool Adjustment	199,730	0.00
Increase Cost: FY23 Compensation Adjustment	50,588	0.00
Decrease Cost: Retirement Adjustment	(25,682)	0.00
FY23 APPROVED	6,915,587	31.03
GRANT FUND - MCG		
FY22 ORIGINAL APPROPRIATION	80,321	0.75
<u>Federal/State Programs</u>		
Eliminate: BRAC Grant Discontinued	(80,321)	(0.75)
FY23 APPROVED	0	0.00

PROGRAM SUMMARY

Program Name	FY22 APPR Expenditures	FY22 APPR FTEs	FY23 APPR Expenditures	FY23 APPR FTEs
Community/Transportation Safety	4,998,098	22.90	5,511,220	22.90
Non-Roadway Right of Way Maintenance	14,761,953	71.88	15,512,821	71.88
Parking Outside the Parking Districts	930,174	1.60	936,700	1.60
Transportation Infrastructure Construction & Maintenance	15,708,537	102.14	17,090,527	101.48
Transportation Management, Operations and Emergency/Storm Response	6,805,958	40.90	7,523,184	43.35
Transportation Policy, Planning, and Project Development	1,605,067	9.69	3,438,760	11.69
Transportation Services General Administration	7,860,874	35.19	6,133,516	33.19
Total	52,670,661	284.30	56,146,728	286.09

CHARGES TO OTHER DEPARTMENTS

Charged Department	Charged Fund	FY22 Total\$	FY22 FTEs	FY23 Total\$	FY23 FTEs
COUNTY GENERAL FUND					
Urban Districts	Bethesda Urban District	30,000	0.00	30,000	0.00
Urban Districts	Silver Spring Urban District	25,000	0.00	25,000	0.00
Urban Districts	Wheaton Urban District	12,900	0.00	12,900	0.00
Transit Services	Mass Transit	208,058	1.00	208,058	1.00
Environmental Protection	Water Quality Protection	4,198,553	32.29	4,230,171	32.97

CHARGES TO OTHER DEPARTMENTS

Charged Department	Charged Fund	FY22 Total\$	FY22 FTEs	FY23 Total\$	FY23 FTEs
Recycling and Resource Management	Solid Waste Disposal	315,023	2.90	275,949	2.90
CIP	Capital Fund	15,183,560	147.48	15,320,738	146.03
Cable Television Communications Plan	Cable TV	873,196	0.75	865,935	0.75
Total		20,846,290	184.42	20,968,751	183.65

FUNDING PARAMETER ITEMS

CC APPROVED (\$000S)

Title	FY23	FY24	FY25	FY26	FY27	FY28
COUNTY GENERAL FUND						
EXPENDITURES						
FY23 Approved	49,231	49,231	49,231	49,231	49,231	49,231
No inflation or compensation change is included in outyear projections.						
Labor Contracts	0	1,361	1,361	1,361	1,361	1,361
These figures represent the estimated annualized cost of general wage adjustments, service increments, and other negotiated items.						
Subtotal Expenditures	49,231	50,592	50,592	50,592	50,592	50,592
LEAF VACUUMING						
EXPENDITURES						
FY23 Approved	6,916	6,916	6,916	6,916	6,916	6,916
No inflation or compensation change is included in outyear projections.						
Labor Contracts	0	149	149	149	149	149
These figures represent the estimated annualized cost of general wage adjustments, service increments, and other negotiated items.						
Subtotal Expenditures	6,916	7,065	7,065	7,065	7,065	7,065

THIS PAGE INTENTIONALLY LEFT BLANK