SPS-0448 REV 0

THE ORIGINAL™ INTEGRATED LED SERIES

JOB NAME: Liberty Mill Road FIXTURE TYPE: L7

BLE - - WH516 - - - - - - - -
A B C D E F G

- - LED38 - 3000K -
H I J K L

Order Example: BLE - G - WH516 - 600 - G22 - 980 - NA - ACR - 600 - NA - LED38 - 270K - DL

A – MOUNTING STYLE

C	Cord Hung
CN	Chain Hung
F	Flush Mount
G	Gooseneck
S	Stem Mount

B – SHADE SIZE

THE ORIGINAL™:

WHS12[a]	WHS20[c]
WHS14	WHS24[f,h,k]
WHS16	WHS28[f,k,k]
WHS18	

C – SHADE FINISH

PORCELAIN FINISHES[b]:

150	Black
250	White
350	Vintage Green
355	Jadite
455	Cherry Red
550	Yellow
650	Bronze
750	Cobalt Blue
765	Delphite Blue
850	Graphite
950	Metallic Chrome

POWDER COAT FINISHES[b]:

100	Black
105	Textured Black
200	White
300	Dark Green
307	Emerald Green
311	Jadite
370	Mint
380	Chartreuse
390	Teal
400	Barn Red
420	Orange
470	Watermelon
480	Blush Pink
490	Magenta
495	Sherbet Orange
500	Buttery Yellow
570	Sunflower
600	Bronze
601	Chocolate
605	Rust
615	Oil-Rubbed Bronze
700	Royal Blue
705	Navy
710	Cobalt Blue
715	Delphite Blue

C – SHADE FINISH (CONTINUED)

POWDER COAT FINISHES[b]:

790	Lavender
800	Industrial Grey
805	Charcoal Granite
810	Graphite
975	Galvanized

NATURAL METALS[b]:

995	Raw Copper
996	Weathered Copper
997	Raw Brass
998	Weathered Brass
999	Oil-Rubbed Copper

D – MOUNTING

Please Note: If Flush Mount (F) is selected in Section A, please select NA.

NA	Not Applicable

CSA LISTED CORDS:

S8K	Standard Black
SWH	Standard White
CSB	Black Cloth
CSW	White Cloth
CMG	Grey Cloth
CSR	Red Cloth
CR2	Red Chevron Cloth
CSBB	Black & Brown Cloth
CSRW	Red & White Cloth
CSGW	Gold & White Cloth
CSBG	Black & Gold Cloth
CSBW	Black & White Cloth
CSBP	Black & Pink Cloth
CSUW	Blue & White Cloth

CHAIN MOUNT OPTIONS:

CN36	3' of Chain[i]
CN48	4' of Chain[i]
CN60	5' of Chain[i]
CN72	6' of Chain[i]

GOOSENECK OPTIONS:

G1[c]	G11[c]	G26[i]
G2[c]	G12[c]	G32
G3[c,e]	G13	G34[i]
G4[c]	G14	G35[i]
G5[c]	G15	G36[i]
G6	G16[i]	G64[c]
G7	G17	G65[c]
G8	G22	
G9	G24	
G10	G25	

D – MOUNTING (CONTINUED)

STEM MOUNT OPTIONS:

ST506	5" Stem Mount, 6"[c]
ST512	5" Stem Mount, 12"[c]
ST518	5" Stem Mount, 18"[c]
ST524	5" Stem Mount, 24"[c]
ST536	5" Stem Mount, 36"[c]
ST548	5" Stem Mount, 48"[c]
ST706	7.5" Stem Mount, 6"
ST712	7.5" Stem Mount, 12"
ST718	7.5" Stem Mount, 18"
ST724	7.5" Stem Mount, 24"
ST736	7.5" Stem Mount, 36"
ST748	7.5" Stem Mount, 48"

E – MOUNTING FINISH

*Please Note: See **Section C** for Finish Options. Natural Metals not applicable with Gooseneck and Stem mounting styles. If a Porcelain shade finish is selected, mounting will default to powder coated finish. Natural Metals shade finishes are not available with a Natural Metal mounting finish.*
(1) If Cord Hung (C), selection identifies canopy finish.
(2) If Chain Hung (CN) Mounting Style, selection identifies chain and canopy finish. Natural Metals are not applicable.
(3) If Gooseneck (G) Mounting Style, selection identifies stem and canopy finish.
(4) If Flush Mount (F) Mounting Style, selection identifies hex coupler and canopy finish. Natural Metals are not applicable.

980	Brushed Aluminum

F – CORDS

NA	Not Applicable
CSB	*Cord Section B for all applicable CSA Listed Cord Options*

G – SHADE ACCESSORIES

NA	None
WC	Wire Cage[l,m]
ACR	Acrylic Diffuser[n]

H – SHADE ACCESSORY FINISH

*Please Note: See **Section C** for Finish Options. Natural Metals not applicable with Acrylic Diffuser or Wire Cage. If Porcelain Finish is selected, accessory will be powder coat painted-to-match.*

NA	Not Applicable

I – MOUNTING ACCESSORY

Please Note: Mounting Accessories below are only applicable with select Mounting Styles. Please Consult Technical Manual listings on our website for further detail.

NA	None/Not Applicable
HSC	Hang Straight Canopy™
LDBPC	LED Decorative Backing Plate Cover[o]
LDCHX	LED Decorative Backing Plate Cover & Hex Cover[o]

J – LIGHT SOURCE

LED11	850 Lumen, 11W LED
LED16	1250 Lumen, 16W LED
LED27	2000 Lumen, 27W LED
LED38	3000 Lumen, 38W LED
LED43	4000 Lumen, 43W LED[p]

K – COLOR TEMPERATURE

2700K	2700K, Warm White
3000K	3000K, Neutral White
3500K	3500K, Bright White
4000K	4000K, Cool White

L – LED LENS

DL	Domed Lens
FL	Flat Lens

IMPORTANT: *(1) Not available in Natural Metals. (2) Not available in Porcelain Enamel. (3) All Porcelain Enamel finished shades feature a white interior and a black outer rim. (4) All Powder Coat finished shades, Galvanized excluded, feature a white interior. (5) Acrylic Diffuser limits the maximum lumen selection as well as reduces lumens delivered and LPW. Selection Limits: 2000 Max for 27 and 38 shades, 1250 Max for 43 shades. (6) Not available with Acrylic Diffuser or Wire Cage. (7) Not available with Acrylic Diffuser or Wire Cage. (8) Not available with Wire Cage. (9) Not available with Natural Metals finishes. (10) Not available with Natural Metals. (11) Only available if Stem Mounting Style is selected in Section A. (12) Not available with Acrylic Diffuser shade accessory. (13) Not compatible with 16" shade size and larger. (14) Wire Cage not available for 24" & 28" shade sizes. (15) Not available with G26 Gooseneck option.*

Address: 320 Knox Moffee Drive Titusville, FL 32780 Phone: (800) 407-8784 Email: sales@barnlight.com Website: www.barnlight.com

MOUNTING STYLE

HIGH LUMEN CANOPY FOR PENDANT & FLUSH MOUNT

Required if LED 27, 38, 43 Light Source selected in Section J

CHAIN HUNG PENDANT (CN)

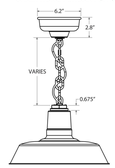

Canopy shown required if LED 11 & 16 Light Source selected in Section J

CORD HUNG PENDANT (C)

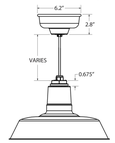

Canopy shown required if LED 11 & 16 Light Source selected in Section J

FLUSH MOUNT (F)

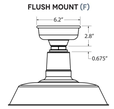

Canopy shown required if LED 11 & 16 Light Source selected in Section J

STEM MOUNT PENDANT (S)

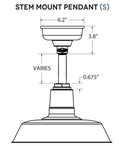

Canopy shown required if LED 11 & 16 Light Source selected in Section J

GOOSENECK (G)

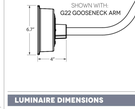

LUMINAIRE DIMENSIONS

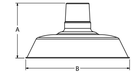

SHADE CODE	HEIGHT (A)	DIAMETER (B)
WHS12	7"	12"
WHS14	7.5"	14"
WHS16	7.75"	16"
WHS18	8.5"	18"
WHS20	9.25"	20"
WHS24	10.75"	24"
WHS28	11"	28"

Address: 320 Knox Moffee Drive Titusville, FL 32780 Phone: (800) 407-8784 Email: sales@barnlight.com Website: www.barnlight.com

LIGHT SOURCE

All published luminaire photometric testing performed to IESNA LM-79-08 standards by a NVLAP accredited laboratory. Data is considered to be representative of the configurations shown, within the tolerances allowed by Lighting Facts. To obtain an IES file specific to your project, please contact the factory.

	LUMENS	850		1250		2000		3000		4000	
	Wattage	11		16		27		38		43	
	Optics	Lumens	LPW	Lumens	LPW	Lumens	LPW	Lumens	LPW	Lumens	LPW
WH12	FLAT	846	74	1244	78	1997	74	2996	79	3995	93
	DOMED	824	72	1212	76	1936	72	2904	76	3872	90
WH14	FLAT	845	74	1243	77	1982	73	2973	78	3964	92
	DOMED	823	72	1210	75	1904	71	2856	75	3808	88
WH16	FLAT	845	74	1243	77	1982	73	2973	78	3964	92
	DOMED	822	72	1209	75	1902	70	2854	75	3805	88
WH18	FLAT	843	74	1240	77	1978	73	2967	78	3956	92
	DOMED	819	72	1204	75	1895	70	2843	75	3791	88
WH20	FLAT	841	74	1237	77	1973	73	2959	78	3945	91
	DOMED	815	72	1199	75	1887	70	2830	74	3773	87
WH24	FLAT	838	74	1233	77	1968	73	2952	77	3936	91
	DOMED	810	71	1191	74	1877	70	2815	74	3753	87
WH28	FLAT	840	74	1235	77	1974	73	2961	78	3948	92
	DOMED	811	71	1193	74	1885	70	2828	74	3771	87

*Acrylic Diffuser option reduces lumens delivered and LPW

LIGHT DISTRIBUTION

DOMED LENS (DL)

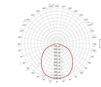

Shown above with 16" Shade (WHS16), White Interior (200-White) and 3000 Lumen (LED38)

Shown above with 20" Shade (WHS20), White Interior (200-White) and 3000 Lumen (LED38)

FLAT LENS (FL)

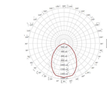

Shown above with 16" Shade (WHS16), White Interior (200-White) and 3000 Lumen (LED38)

Shown above with 20" Shade (WHS20), White Interior (200-White) and 3000 Lumen (LED38)

Address: 320 Knox Moffee Drive Titusville, FL 32780 Phone: (800) 407-8784 Email: sales@barnlight.com Website: www.barnlight.com

SPECIFICATIONS

LED 11, 16, 27, 38, 43 LIGHT SOURCE

LED TYPE: CREE LMH2 MODULE

INITIAL LUMENS DELIVERED: UP TO 4000 LUMENS

L90(6K) > 36,300 HOURS

AVAILABLE CCT: 2700K, 3000K, 3500K, 4000K
Custom Temperatures Available upon Request

90+ CRI

2 STEP MACADAMS ELLIPSE

EFFICACY: UP TO 93 LPW
High Efficacy Available upon Request, Consult Factory for Additional Information

DIMMING

LED 11 & 16
Triac Dimming at 100-120VAC, Able to Dim down to 5%.
Dependent on Specific Dimmer.
0-10V & ELV Dimming Available upon Request.

LED 27, 38 & 43
0-10V Dimming, Able to Dim down to 10%.
Dependent on Specific Dimmer.
Triac & ELV Dimming Available upon Request.

TRIAC & ELV DIMMING AT 230 VAC
Available by Request

COMPATIBLE DIMMERS
Consult Factory for Additional Information on Dimming

LED 27, 38, 43 ELECTRICAL/LED DRIVER

DRIVER TYPE: LMD400 DRIVE CURRENT: 940mA

POWER FACTOR > 0.95 EFFICIENCY: UP TO 89% TYPICAL

INPUT VOLTAGE: 120–277 VAC (SEE DIMMING SECTION)

CLASS 2 POWER SUPPLY

LED DRIVER LIFETIME: > 50,000 HOURS (@ 25 DEG C AMBIENT)

CONDUCTED AND RADIATED EMI
Compliant with FCC CFR Title 47 Part 15 Class B (120 VAC), Class A (277 VAC) and EN55015 (CISPR 15) at 230 VAC

CERTIFICATIONS, LISTINGS & WARRANTY

MADE IN THE USA
Manufactured and Hand-Crafted in Our 60,000 Square Foot Facility Located in Titusville, FL

CSA LISTED FOR WET LOCATIONS
Includes All Gooseneck, Stem and Flush Mounting Styles

CSA LISTED FOR DAMP LOCATIONS
Includes All Chain and Select Cord Hung Mounting Styles

LIMITED WARRANTY
For Additional Information on Our Limited Warranty, Please See Our Terms & Conditions

OPERATING TEMPERATURE
-30°C to 40°C

LED 11, 16 ELECTRICAL/LED DRIVER

DRIVER TYPE: LMD125

DRIVE CURRENT: 440mA

POWER FACTOR > 0.9

EFFICIENCY: UP TO 87% TYPICAL

INPUT VOLTAGE: 100–120 VAC (SEE DIMMING SECTION)

CLASS 2 POWER SUPPLY

LED DRIVER LIFETIME: > 50,000 HOURS (@ 25 DEG C AMBIENT)

CONDUCTED AND RADIATED EMI
Compliant with FCC CFR Title 47 Part 15 Class B (120 VAC), Class A (277 VAC) and EN55015 (CISPR 15) at 230 VAC

SHADE & FINISHES

POWDER COAT SHADE
Hand-Spun from High Purity 0.050" Thick 3003-O Temper Aluminum

PORCELAIN SHADE
Hand-Spun from 20 Gauge Sheet Metal

POWDER COAT FINISHES
Polyester Powder Coat Finishes Are Electro-Statically Applied and Thermocured

PORCELAIN FINISHES
Applied by Hand and Fired in a High Temperature Oven

COPPER
Hand-Spun from High Purity .032 Thick C11000-O60 ETP Copper

BRASS
Hand-Spun from High Purity .050" Thick C2600-O60 Brass

MOUNTING

STEM
1/2" Nominal (0.84" Actual) or 3/4" Nominal (1.05" Actual) Sch 40, 6063 Aluminum Mounting Stem. Custom Lengths Available upon Request.

GOOSENECK
1/2" Nominal (0.84" Actual) or 3/4" Nominal (1.05" Actual) Sch 40, 6063 Aluminum Gooseneck

CORD
Cord-Hung Pendants Include 7' of Standard Cord or 5' of Cloth Cord, +/- For Socket Orientation

CHAIN
4-Gauge Chain Complete with Quick Link for On-Site Adjustments to Chain's Length

MAX FIXTURE WEIGHT
10 lbs

Address: 320 Knox Moffee Drive Titusville, FL 32780 Phone: (800) 407-8784 Email: sales@barnlight.com Website: www.barnlight.com

PROJECT: Liberty Mill Road TYPE: L8 CATALOG #: MX - 17 - 40K - 100x100 - U - 12 - REM - - - -

PROFILE

LIGHT SOURCE	3.5W/FT, 9W/FT, 17W/FT
OPTICS	7"X60", 15"X60", 30"X60", 45"X60", 100"X100", 10"X10", ASYMMETRIC
CCT	27K, 30K, 35K, 40K, STATIC COLORS
CRI	82 (+ 2093)
PERFORMANCE	UP TO 54636 PEAK CANDELA
VOLTAGE	UNIVERSAL 120-277 V
POWER	REMOTE POWER SUPPLY
CONTROL	0-10V DIMMING, DMX DIMMING
DIMENSIONS	3.3/8" X 2.3/4"
HOUSING	EXTRUDED ALUMINUM HOUSING; STAMPED ALUMINUM END CAPS
LENS	TEMPERED GLASS
FINISH	HIGH DURABILITY POWDER COATING
WARRANTY	5-YEAR LIMITED
OPERATING TEMP	-20° C TO 50°C
LUMEN MAINTENANCE	75,000 HOURS
CERTIFICATION	ETL AND cETL FOR WET LOCATION IP67 ETL APPROVED CLASS 1

OPTICS

NOT AS AVAILABLE OPTICS SHOWN

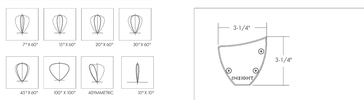

DIMENSIONS

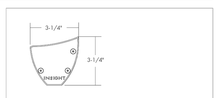

PERFORMANCE SUMMARY

4000K, 17W/FT, 48"	LUMENS	PEAK CANDELA
7" X 60"	4706	54636
15" X 60"	4233	26968
30" X 60"	4297	15475
45" X 60"	4055	6889
100" X 100"	6186	2286

PROJECT: Liberty Mill Road TYPE: L7 CATALOG #: MX - 17 - 40K - 100x100 - U - 12 - REM - - - -

ORDERING INFORMATION

MX	17	40K	100x100	U	12	12	REM		
■	2	3	4	5	6	7	8	9	10

separate options with dashes

■ 1 FIXTURE

MEDLEY X SERIES	MX

2 WATTAGE

3.5 WATTS/FT meets current AER-BRC	3.5
9 WATTS/FT	9
17 WATTS/FT	17

3 CCT

270K	27K
3000K	30K
3500K	35K
4000K	40K
RED	R
GREEN	G
BLUE	B
AMBER	A

4 OPTICS

7"X 60"	7660
15" X 60"	15X60
30" X 60"	30X60
45" X 60"	45X60
100" X 100"	100X100
10" X 10" SYMMETRIC BEAM	10X10
ASYMMETRIC	ASY

5 LIGHT DIRECTION

UPLIGHT	U
DOWNLIGHT	D

6 MOUNTING

SINGLE FIXTURES	
CLOSE END	CES
SURFACE	SMS
EXTENDED ARM	EAS-X
PENDANT	PNS-X
FIXTURE RUNS	
EXTENDED ARM	EAM-X
PENDANT	PNM-X

X = extended arm length specify 6", 12" or 18"
X = pendant length specify up to 48"

7 FIXTURE LENGTH

12"	12
24"	24
36"	36
48" nominal lengths	48

8 POWER SUPPLY

REMOTE POWER SUPPLY Power supply must be ordered separately	REM

9 CONTROL OPTIONS

NO DIMMING	NO
0-10V DIMMING	DIM
DMX DIMMING available with 24" or 96" fixtures only.	DMX

DMX controls are required and must be ordered separately.
contact factory for wireless options

10 FINISH

TEXTURED WHITE	TW
TEXTURED BLACK	TBL
TEXTURED BRONZE	TBR
TEXTURED LIGHT BRONZE	TLB
TEXTURED NATURAL	TN
TEXTURED SANDSTONE	TS
CUSTOM COLOR contact factory for custom color additional charges will apply	CC

11 OPTIONS

LOUVER	LV
CORROSION RES. FINISH corrosion resistant finish recommended for coastal or extreme weather environments.	CRF

POWER SUPPLY & CONTROL ORDER OPTIONS

REMOTE POWER SUPPLY OPTIONS - WET LOCATION - REQUIRED	
NON-DIMMING	
96W POWER SUPPLY (120V-277V) NON-DIMMING	RPS/96/PWR/WET
100W POWER SUPPLY (120V-277V) NON-DIMMING	RPS/100/PWR/WET
0-10V DIMMING	
96W POWER SUPPLY (120V-277V) 0-10V DIMMING	RPS/96/DIM/WET
600W POWER SUPPLY (120V-277V) 0-10V DIMMING	RPS/600/DIM/WET
DMX DIMMING	
100W POWER SUPPLY (120V-277V) DMX DIMMING	RPS/100/RGB/WET

Due to remote power supply application variances, it is recommended to not exceed 80% of the RPS Power Supply's total wattage capacity. For specific and case by case requirements, please contact factory for assistance.

DMX DISTRIBUTION & PROGRAMMING KIT - REQUIRED FOR DMX DIMMING	
DMX PROGRAMMING TOOL One DMX programming/troubleshooting tool is required for field re-addressing of factory DMX settings.	LPT
DMX/RDM DISTRIBUTION KIT (3 OUTPUTS) - IP67 Ethernet RDM DISTRIBUTION KIT consists three outputs. Each output is limited to (1) run per output. up to 32 fixtures max. Three terminators are included for end of line termination.	CDS-RDM

PROJECT: TYPE: CATALOG #: MX - 17 - 40K - 100x100 - U - 12 - REM - - - -

PERFORMANCE

LENGTH	OPTIC	3.5 W/FT DELIVERED LUMENS	3.5 W/FT LUMAMRE EFFICACY	3.5 W/FT PEAK CANDELA	9.0 W/FT DELIVERED LUMENS	9.0 W/FT LUMAMRE EFFICACY	9.0 W/FT PEAK CANDELA	17.0 W/FT DELIVERED LUMENS	17.0 W/FT LUMAMRE EFFICACY	17.0 W/FT PEAK CANDELA
48"	7X60	1086 lm	67 lm/W	12031	3293 lm	58 lm/W	38245	4706 lm	55 lm/W	54636
	15X60	974 lm	60 lm/W	6202	2964 lm	52 lm/W	18878	4233 lm	50 lm/W	26968
	30X60	988 lm	61 lm/W	3559	3008 lm	53 lm/W	10833	4297 lm	51 lm/W	15475
	45X60	923 lm	57 lm/W	1423	2811 lm	49 lm/W	4332	4055 lm	48 lm/W	6889
	100X100	1430 lm	79 lm/W	522	4516 lm	70 lm/W	1706	5689 lm	68 lm/W	2068
	ASY	-	-	-	-	-	-	3656 lm	58 lm/W	4432
	10X10 (SYM)	-	-	-	-	-	-	4347 lm	68 lm/W	5530

PROJECT: Liberty Mill Road TYPE: L7 CATALOG #: MX - 17 - 40K - 100x100 - U - 12 - REM - - - -

DIMENSIONS

CLOSE END (CES)

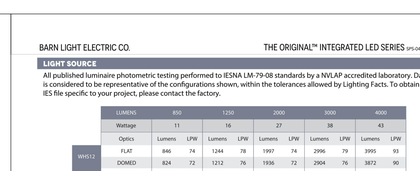

Fixture Length	12"	24"	36"	48"
Dim. A	15.13"	27.13"	39.13"	51.13"
Dim. B	14.13"	26.13"	38.13"	50.13"

SURFACE (SMS)

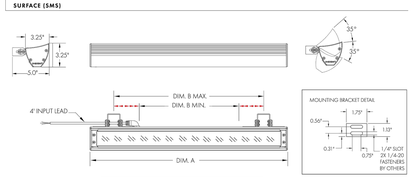

Fixture Length	12"	24"	36"	48"
Dim. A	15.13"	27.13"	39.13"	51.13"
Dim. B Min. / Max.	6" / 9"	6" / 21"	12" / 33"	24" / 45"

PROJECT: Liberty Mill Road TYPE: L7 CATALOG #: MX - 17 - 40K - 100x100 - U - 12 - REM - - - -

DIMENSIONS

EXTENDED ARM (EAS AND EAM)

Fixture Length	12"	24"	36"	48"
Dim. A	15.13"	27.13"	39.13"	51.13"
Dim. B	15.88"	27.88"	39.88"	51.88"

PROJECT: TYPE: CATALOG #: MX - 17 - 40K - 100x100 - U - 12 - REM - - - -

DIMENSIONS

PENDANT (PNS AND PNM)

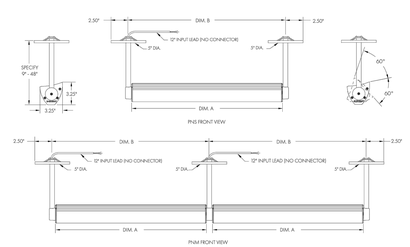

Fixture Length	12"	24"	36"	48"
Dim. A	15-1/8"	27-1/8"	39-1/8"	51-1/8"
Dim. B	16-3/16"	28-3/16"	40-3/16"	52-3/16"

PROJECT: TYPE: CATALOG #: MX - 17 - 40K - 100x100 - U - 12 - REM - - - -

RPS96 POWER SUPPLY — WET LOCATION | 120V-277V | 50/60HZ | 24VDC OUTPUT | -30°C TO 60°C

RPS100 POWER SUPPLY — WET LOCATION | 120V-277V | 50/60HZ | 24VDC OUTPUT | -40°C TO 54°C

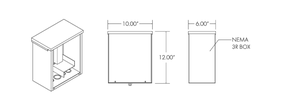

RPS600 POWER SUPPLY — WET LOCATION | 120V-277V | 50/60HZ | 30VDC OUTPUT | -40°C TO 54°C

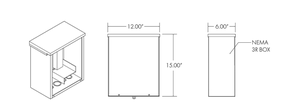

MHG
Civil Engineers
Land Planners
Landscape Architects
Land Surveyors

9220 Wightman Road, Suite 120
Montgomery Village, MD 20886
Phone: 301.670.0840
www.mhgpa.com

Copyright @ 2020 by Macris, Hendricks & Glascock, P.A. All Rights Reserved

STATE OF MARYLAND — OWEN B. POST — LANDSCAPE ARCHITECT — 615
2020.09.28 17:09:26 -04'00'

Professional Certification
I hereby certify that these documents were prepared or approved by me, and that I am a duly licensed Professional Landscape Architect under the Laws of the State of Maryland. Lic. No. 615 Exp. Date. 09.10.2021

OWNER:

CAROLYN H. O'DELL
REVOCABLE TRUST
19115 LIBERTY MILL ROAD
GERMANTOWN, MD 20874

APPLICANT:

FLOURNOY DEVELOPMENT GROUP
1100 BROOKSTONE CENTER PKWY
COLUMBUS, GA 31904
(706) 324-4000

CONTACT: CHARLIE SABIN
Charlie.Sabin@flournoydev.com

REVISIONS

NO.	DESCRIPTION	DATE

TAX MAP EU341 WSSC 226NW13

LIBER 36179 FOLIO 283

9TH ELECTION DISTRICT
MONTGOMERY COUNTY
MARYLAND

PARCEL P515
CHESTNUT RIDGE

PROJ. MGR	KDJ
DRAWN BY	CEB
SCALE	NTS
DATE	4.30.2020

LANDSCAPE & LIGHTING PLAN

NOTES & DETAILS

L2.05

PROJECT NO. 2015.244.24

SHEET NO. 5 OF 5

I:\15244\Dwg\LS_24_01.dwg, L2.05, 9/23/2020 1:58:47 PM, Copyright © 2017 Macris, Hendricks & Glascock, P.A.

Ex. 30 (e)
OZAH Case No: CU 20-09