

**MEMORANDUM**

February 7, 2019

TO: Education and Culture Committee

FROM: *KL* Keith Levchenko, Senior Legislative Analyst

SUBJECT: **FY19-24 Montgomery County Public Schools (MCPS) Capital Improvements Program (CIP) Amendments: Overview and Affordability Issues**

PURPOSE: To Receive an Overview and Discuss Affordability Issues Regarding MCPS' Proposed Amendments to the FY19-24 CIP<sup>1</sup>

**MCPS participants**

Board of Education Members (invited)  
Dr. Jack R. Smith, Superintendent of Schools

**County Government**

Erika Lopez-Finn, Office of Management and Budget

**Attachments<sup>2</sup>**

- Excerpts from the County Executive's Recommended FY20 Capital Budget and FY19-24 Amended CIP Transmittal of January 15, 2019 (©1-7)
- Excerpts from the Board of Education's FY19-24 Proposed CIP (©8-26)

**MCPS CIP Amendment Review Schedule**

- November 30, 2018: Board of Education transmitted its FY19-24 Proposed CIP Amendments (Transmittal letter attached on ©8-13; summary chart of projects on ©14)
- January 15, 2019: The County Executive's Recommended FY20 Capital Budget and FY19-24 CIP Amendments transmitted to the Council (Budget excerpt attached on ©1-7)
- February 5, 2019: Council CIP Amendment Public Hearing
- **February 11, 2019: Education Committee Worksession #1**

---

<sup>1</sup> Key words: #MCPSCapitalBudget, school construction, school facilities.

<sup>2</sup>The Board of Education's Requested and the Superintendent's Recommended FY20 Capital Budget and FY 2019-2024 Amended Capital Improvements Program (CIP) are both available for download at:  
<http://www.montgomeryschoolsmd.org/departments/planning/cipmaster.aspx>.

- **February 14, 2019: Education Committee Worksession #2: Enrollment Briefing and Subdivision Staging Policy Schools Test Review**
- **March-April, 2019: Committee/Council Worksessions**
- **Early May, 2019: Reconciliation of the MCPS CIP**

### Board of Education Request

The following chart presents six-year and annual totals for the Approved FY19-24 CIP, the Board's Proposed FY19-24 Amended CIP, and the County Executive's recommendations.

**Table 1:  
FY19-24 Approved Versus Amended CIP**

	Six-Year	FY19	FY20	FY21	FY22	FY23	FY24
<b>FY19-24 Approved</b>	<b>1,777,498</b>	<b>295,003</b>	<b>308,364</b>	<b>296,136</b>	<b>271,537</b>	<b>311,409</b>	<b>295,049</b>
<b>FY19 Approved Amendments*</b>	<b>603</b>	<b>603</b>	<b>-</b>	<b>-</b>	<b>-</b>	<b>-</b>	<b>-</b>
<b>FY19-24 Latest Approved*</b>	<b>1,778,101</b>	<b>295,606</b>	<b>308,364</b>	<b>296,136</b>	<b>271,537</b>	<b>311,409</b>	<b>295,049</b>
<b>FY19-24 BOE With Amendments*</b>	<b>1,825,725</b>	<b>297,446</b>	<b>332,332</b>	<b>309,674</b>	<b>278,067</b>	<b>312,311</b>	<b>295,895</b>
change from latest approved	47,624	1,840	23,968	13,538	6,530	902	846
	2.7%	0.6%	7.8%	4.6%	2.4%	0.3%	0.3%
<b>FY19-24 CE Recommended 11/15/19**</b>	<b>1,769,499</b>	<b>290,358</b>	<b>308,268</b>	<b>294,688</b>	<b>269,959</b>	<b>310,177</b>	<b>296,049</b>
change from latest approved	(8,602)	(5,248)	(96)	(1,448)	(1,578)	(1,232)	1,000
change from Board Request	(56,226)	(7,088)	(24,064)	(14,986)	(8,108)	(2,134)	154

\*BOE request in its published book does not include aging schools supplemental approved 11/2018, \$603k or BMPY \$2.0m amendment. Both are included above

\*\*CE Recommended includes MCPS Funding Reconciliation and MCPS Affordability Reconciliation projects.

The Board's FY19-24 amendment request totals \$1.826 billion. This level of funding is \$47.6 million (or 2.7 percent) more than the latest approved FY19-24 CIP of \$1.78 billion.

The Executive recommendation (discussed in more detail later) assumes \$1.77 billion in six-year expenditures, which is \$8.6 million less than the latest Approved FY19-24 CIP and \$56.2 million less than the Board request.

A list of all MCPS projects (including those proposed to remain unchanged from the Approved FY19-24 CIP, as well as those proposed for amendment) is attached on ©14.<sup>3</sup> Project description forms (PDFs) are attached on ©16-26. The following chart presents the Board's proposed amendments.

<sup>3</sup> The list of projects is from the Board of Education's December 1 Requested FY20 Capital Budget and Amendments to the FY2019-2024 CIP. This list does not include a previously-approved amendment to the PLAR project for \$603,000 funded with State Qualified Zone Academy Bonds (QZAB) or another amendment to the Building Modifications and Program Improvements project transmitted to the Council for \$2.0 million to fund water bottle refilling stations. Table 1 includes both amendments as referenced in the Table 1 notes.

**Table 2:  
BOE Requested FY19-24 Amendments (Expenditure Changes)**

Requested Amendment	Change							Change
	6 Years	FY19	FY20	FY21	FY22	FY23	FY24	
East Silver Spring ES Addition (for Rolling Terrace)	(3,514)	(160)	(96)	(1,448)	(1,578)	(232)	-	Removed
Highland View ES Addition	775	-	301	289	185	-	-	New - Planning \$ only
Lake Seneca ES Addition	875	-	401	314	160	-	-	New - Planning \$ only
Thurgood Marshall ES Addition	630	-	310	225	95	-	-	New - Planning \$ only
Building Modifications and Program Improvements	2,000	2,000	-	-	-	-	-	FY19 request previously transmitted
Current Revitalizations/Expansions	7,500	-	3,000	3,000	1,500	-	-	SVHS Rev/Ex - expanded career/tech enrollment proj. devel & long-range planning
Facility Planning: MCPS	750	-	750	-	-	-	-	
Outdoor Play Space Maintenance	2,600	-	800	450	450	450	450	HS ballfield maintenance
Planned Lifecycle Asset Replacement (PLAR)	5,000	-	5,000	-	-	-	-	repair and replacement of building systems
Restroom Renovations	3,000	-	3,000	-	-	-	-	repair and replace restroom fixtures
School Security	28,008	-	10,502	10,708	5,718	684	396	Tech upgrades, Entrance Vestibules
<b>Totals</b>	<b>47,624</b>	<b>1,840</b>	<b>23,968</b>	<b>13,538</b>	<b>6,530</b>	<b>902</b>	<b>846</b>	

These amendments total \$47.6 million and will be discussed in more detail at a future Committee meeting.

The Committee should also keep in mind that the Board of Education is expected to take action in late March with regard to the phasing of the Northwood High School Facility Upgrade and the Woodward HS Reopening. These decisions could impact the expenditure schedules for both projects, and amendments to these projects may be needed as part of Council action in early May.

Also, as part of its review of the Subdivision Staging Policy Schools Test (Committee discussion scheduled for February 14), the Council may introduce amendments for “solution” projects to address school cluster and assignment areas where over-utilization would otherwise put the area into a development moratorium.

### County Executive Recommendations

**Table 3:  
CE Recommended Changes (1/15/2019) to the BOE Requested Amended FY19-24 CIP**

CE Amendments	6 Years	FY19	FY20	FY21	FY22	FY23	FY24	Change
Gaithersburg Cluster ES #8	(222)	(222)	-	-	-	-	-	Tech. Adj: moved 222k from FY19 to FY18
Pyle MS Addition	(161)	(161)	-	-	-	-	-	Tech. Adj: moved 161k from FY19 to FY18
Relocatable Classrooms	(246)	(246)	-	-	-	-	-	Tech. Adj: moved 246k from FY19 to FY18 (cr)
Current Rev/Ex	(4,459)	(4,459)	-	-	-	-	-	Tech. Adj: moved 4,459k from FY19 to FY18
Improved Safe Access to Schools	(586)	(586)	-	-	-	-	-	Tech. Adj: moved 586k from FY19 to FY18
Planned Lifecycle Asset Repl: MCPS	(6,252)	(6,252)	-	-	-	-	-	Tech. Adj: moved 6.3m from FY19 to FY18
Affordability Reconciliation	(51,138)	(2,000)	(24,064)	(14,986)	(8,108)	(2,134)	154	CE placeholder project to close exp. Gap
<b>Total Change</b>	<b>(63,064)</b>	<b>(13,926)</b>	<b>(24,064)</b>	<b>(14,986)</b>	<b>(8,108)</b>	<b>(2,134)</b>	<b>154</b>	Total Expenditure Gap between CE and Board

The Executive transmitted his Recommended FY20 Capital Budget and amendments to the FY19-24 CIP transmitted to the Council on January 15, 2019 (see transmittal memorandum excerpt on ©1-3). As shown in the chart above, this package contains six technical amendments to several projects (moving about \$11.9 million in expenditures from FY19 to FY18, mostly from the PLAR and Current Rev/Ex projects). These adjustments are recommended based on Executive staff's review of the timing of actual expenditures in these projects.

Also shown in the chart is an Affordability Reconciliation project (see PDF on ©5-6), which reduces the overall MCPS FY19-24 CIP by \$51.1 million (\$50.4 million in G.O. Bonds) to balance the Executive's overall CIP amendment recommendations with the County's spending affordability guidelines for G.O. bonds and current revenue. The Executive also assumes some expenditure neutral funding switches (see PDF on ©7) for Recordation Tax, Schools Impact Tax, Current Revenue, and G.O. Bonds.

### State Aid for School Construction

The Approved FY19-24 CIP includes \$59.7 million in State aid for school construction for FY19. This amount includes \$33.8 million awarded to MCPS from the regular school construction fund and \$25.9 million awarded from the "Capital Grant Program for Local School Systems with Significant Enrollment Growth" (EGRC) fund (established during the 2015 State legislative session). FY20-24 assumes \$59.2 million per year).

The Executive's Recommended FY20 Capital Budget and Amendments to the FY19-24 CIP assumes the same level of State aid in FY20 through FY24 as was assumed in the Approved FY19-24 CIP (\$59.2 million per year).

Regarding the regular school construction fund, MCPS has typically received \$30 to \$40 million per year, as shown in the table below. MCPS has been eligible for far more aid in each of those years and has an estimated eligibility in FY20 of \$113.8 million (see chart on ©15). However, each year is very competitive, with statewide requests generally totaling two to three times the budgeted funds.

**Table 4:  
State Aid for School Construction  
FY10-FY20 (in millions)**

Fiscal Year	LEA Requests	Statewide Allocation	MCPS Request	% of Statewide Approved	% of Statewide Allocation	EGRC Funding	Total Award	Eligibility Unfunded
FY10	\$766.0	\$266.7	\$113.9	\$28.4	10.6%		\$28.4	-\$85.5
FY11	\$729.1	\$263.7	\$139.1	\$30.2	11.5%		\$30.2	-\$108.9
FY12	\$612.3	\$311.6	\$163.5	\$42.0	13.5%		\$42.0	-\$121.5
FY13	\$576.3	\$347.9	\$184.5	\$43.1	12.4%		\$43.1	-\$141.4
FY14	\$684.0	\$320.8	\$149.2	\$35.1	10.9%		\$35.1	-\$114.1
FY15	\$643.1	\$318.8	\$162.9	\$40.0	12.5%		\$40.0	-\$122.9
FY16	\$569.9	\$318.2	\$148.0	\$39.8	12.5%	5.8	\$45.6	-\$102.4
FY17	\$599.1	\$325.0	\$150.0	\$38.4	11.8%	11.7	\$50.1	-\$99.9
FY18	\$693.9	\$323.5	\$119.1	\$37.4	11.6%	21.8	\$59.2	-\$59.9
FY19	\$693.9	\$323.5	\$119.1	\$33.8	10.4%	25.9	\$59.7	-\$59.4
FY20	\$695.6	\$280.0	\$113.8					

For FY20 to date, Montgomery County has been initially awarded \$27.8 million as part of the Interagency Commission on School Construction (IAC) "75 percent" allocation (i.e., \$210 million allocated out of a \$280 million new bond authorization). Therefore \$70 million in new bond authorizations remains to be allocated statewide. In addition, prior year reverted contingency funds have

typically become available for redistribution in upcoming years. In past years, this has added about \$35 million to \$40 million to the statewide distribution. The amount that may be added to the FY20 statewide total has not been identified yet.

Regarding the EGRC dollars, the statutory statewide base for the grant fund is \$40 million and MCPS expects to receive about \$11.9 million of that based on current formulas. In the past few years, additional one-time funding has been added by the State Legislature to the EGRC that has netted MCPS additional funding. A one-time increase in the EGRC may well be under consideration again during the current legislative session.

In addition, the Governor is supporting legislation (Senate Bill 159) that would provide additional bonding authority to the Maryland Stadium Authority to provide \$1.8 billion in additional bonds for school construction projects. The Governor has identified \$45 million in PAYGO that could be used for this purpose in FY20. However, it is not clear whether this bill (or any similar bills) will be enacted this year.

**We will not know the final outcome of FY20 State aid for the MCPS CIP until late April (after Sine Die and final IAC action). Based upon where the State budget for school construction stands today, Council Staff supports leaving the State aid assumption for FY20 at \$59.2 million at this time.**

### **Spending Affordability and Revenue Assumptions**

On February 5, the Council approved its spending affordability assumptions for the FY19-24 Amended CIP. The Council made no changes to the Executive's G.O. Bond or Recordation Tax assumptions. The Council approved higher six-year totals for both Transportation Impact Taxes (\$2.5 million) and School Impact Taxes (\$32.3 million). These higher funding assumptions mean that the Council has \$34.8 million more in revenue across the six-year period, either to fund expenditures in the CIP or to assume in set-asides. However, it is early in the Council's CIP review process and it is unclear what expenditure increases the Council may support (above and beyond the CE recommendations) across the other agencies and departments.


### **Non-Recommended Reductions**

Given the potential difficulty in funding the MCPS Amended CIP at the level proposed by the Board, and the uncertainty regarding MCPS' State aid for FY20, **Council Staff recommends that the Committee ask MCPS to review its Approved FY19-24 CIP and its requested amendments and develop a scenario (as MCPS has done in past years) that would bring expenditures in the Requested MCPS FY19-24 CIP by fiscal year approximately to the expenditure level of the Executive's Amended FY19-24 MCPS CIP total. Assuming MCPS concurs with the Executive's technical expenditure adjustments, MCPS would need to offset the Executive's recommended G.O. Bond and Current Revenue reductions in the Affordability Reconciliation PDF.**

**Council Staff suggests that the Committee ask MCPS to provide this non-recommended reductions scenario to the Council by mid-March. This will enable the Council to hold public hearings on any new amendments to the CIP in conjunction with the Operating Budget hearings in early April.**

### **Attachments**

KML:f:\evchenko\mcps\fy19 24 cip amendments and supplementals\ed 2 11 19.docx



OFFICE OF THE COUNTY EXECUTIVE  
ROCKVILLE, MARYLAND 20850

Marc Elrich  
County Executive

MEMORANDUM

January 15, 2019

TO: Nancy Navarro, President, County Council

FROM: Marc Elrich, County Executive *ME*

SUBJECT: Recommended FY20 Capital Budget and Amendments to the FY19-24 Capital Improvements Program (CIP)

I am pleased to transmit to you, in accordance with the County Charter, my Recommended FY20 Capital Budget and amendments to the FY19-24 Capital Improvements Program (CIP). This is a biennial year for the capital budget. **As a result, amendments are limited to project changes that either meet the County's CIP amendment criteria, or that are necessary to balance the CIP.** The attached recommendations are affordable within our constrained means, take advantage of opportunities to leverage non-County resources, and reflect our shared values of prioritizing education and core infrastructure.

**Overall Fiscal Context**

Impact Tax and Recordation Tax revenue estimates reflect a net reduction of almost \$122.0 million. While Recordation Tax revenues are expected to increase by \$11.6 million over the six-year period, Impact Tax revenue projections are expected to decrease by \$133.6 million. The largest component of the revenue shortfall relates to the Schools Impact Taxes (-\$120.7 million). The updated impact tax projections have been adjusted to reflect more reasonable collection assumptions. In addition, it appears that recent changes to the impact tax law, to promote the increased production of affordable housing, are also having a serious negative impact on revenue collections. While well intentioned, the changes are producing tradeoffs that mean we cannot fund schools as we would like. We intend to investigate this more and propose legislative changes to address it.

**These revenue reductions are so severe that funding for any new projects or funding for cost increases will have to be offset by reductions, with even further reductions required to balance the CIP.** The limited cost increases assumed in my Recommended CIP are necessary to maintain funding for critical, previously approved projects; leverage non-County resources; or fund critical infrastructure. Where possible, I have taken advantage of cost savings and have looked for opportunities to use other funding sources to help meet our capital budget needs.

Unfortunately, our operating budget is also severely constrained. As a result of the FY18 closeout, the December update to the Fiscal Plan showed a gap of \$44 million. When combined with known FY19 and FY20 cost pressures and commitments, the gap grows to more than \$100 million. Given these operating budget challenges, all proposed increases in current revenue or cash expenditures in the CIP will be considered in the context of other operating budget needs.

### **Montgomery County Public Schools (MCPS)**

As County Executive, my top priority is maintaining and expanding funding to address the capacity and infrastructure needs of the public schools. That is why I exempted the MCPS CIP from any affordability reductions that other agencies are being asked to assume in this biennial CIP - even though almost all of the revenue shortfall relates to school CIP funding sources.

My biennial recommended CIP assumes \$1.775 billion in MCPS funding to build 625 classrooms in 26 new additions, three new schools, and one reopened school. This allocation is sufficient to maintain funding for all previously approved projects. My recommended capital budget also includes savings identified by the Board of Education related to the Silver Spring Elementary School Addition. According to new enrollment projections, that addition is no longer necessary.

The Board of Education's request included \$51.1 million in new funding for planning additions for Highland View, Thurgood Marshall, and Lake Seneca Elementary Schools; school security enhancements; restroom repairs; planned lifecycle asset replacement of core infrastructure; and other infrastructure investments. Unfortunately, due to the previously mentioned revenue shortfalls, my recommended CIP is not able to accommodate these increases.

Our collective ability to fund these requested increases is largely dependent on our ability to leverage more resources – either from the State or through revisions to the impact tax laws. I will work with the Council, the Board of Education, our state legislative delegation, the Governor, and advocates to pursue all options for funding our schools. My recommended FY19-24 CIP continues to assume \$355.7 million in State Aid. I am optimistic that the Governor and the state legislature can reach an agreement to generate more funding for school construction. If an agreement can be reached, I will dedicate those funds to addressing our school capacity and infrastructure needs.

I have chosen to allow the Board maximum flexibility to propose resource reallocations between previously approved funding and new proposals by not specifying particular changes in project-funding recommendations. With that said, I would ask that the Board and Council prioritize funding for projects that address capacity needs and critical failing infrastructure.

While I was on the Council, I had concerns when the Bethesda Elementary Schools Solution project was approved because I felt the Board's capacity study was too narrow. I was pleased to learn that the Board now intends to look at elementary school capacity from both the Bethesda-Chevy Chase and Walter Johnson Clusters when considering how to address overcrowding in Bethesda, and I would ask that the project name be changed to the Bethesda Area Elementary Schools Solution project to reflect this broader analysis. I see this action as another indication that the Superintendent and Board are willing to think creatively about ways to address our capital needs, and I am happy to be their partner in this endeavor.

As previously mentioned, due to the operating budget challenges ahead, I have deferred making any recommendation on the Board's requests for increased current revenue. Those requests will be considered in March in the context of the operating budget.

### **Montgomery College**

I would like to acknowledge the College leadership for the collaborative approach they took in finding ways to fund their top priorities while also addressing the County's CIP revenue shortfalls. The College was very clear that including funding for State-allowed escalation increases for the Takoma Park/Silver Spring Math and Science Center project was their number one priority, and the College identified cost savings in the Rockville Garage, PLAR, and Germantown Observation Drive projects that helped fund the County's increased General Obligation (GO) bond costs and leveraged \$1.5 million in State funding.

In addition to supporting the requested Takoma Park/Silver Spring Math and Science Center cost increases, my recommended CIP also includes funding for the following:

- Increased support for the Collegewide Physical Education Renovations project (\$2.0 million) to renovate the Rockville Campus soccer facilities to Division 1 standards. The increase is funded by the Major Capital Facilities Fund;
- State-authorized cost escalation increases (\$2.4 million) for the Germantown Student Services Center which are reflected beyond the 6-year period due to affordability; and
- Increased State Aid (\$1,375,000) for a new Collegewide Central Plant & Distribution System project.

Due to significant revenue reductions, my CIP is not able to fund other College proposed project cost increases, and an additional affordability reduction of \$2.4 million spread across FY21 – FY24 has been assumed due to the previously mentioned revenue shortfalls.

Overall, FY19-24 funding for the College is \$279.6 million. This represents a \$2.3 million, or 0.8 percent, increase over the previously approved CIP. Non-County resources made this increase possible. State Aid is assumed to fund \$65.0 million of the FY19-24 College CIP.



**FY 19-24 Biennial Recommended CIP  
January Budget Amendments Summary (\$000s)  
January 15, 2019**

Project #	Project Name	Explanation of Adjustment	FY19-24 Change (\$000s)	Funding Sources
<b>Montgomery County Public Schools</b>				
P076506	Building Modifications and Program Improvements	BOE requested supplemental to fund water bottle refilling stations	2,000	Contributions, G.O. Bonds
P926575	Current Revitalizations/Expansions	Reflects BOE requested increase in Seneca Valley HS Career and Technology Education enhancements (\$7.5 million), prior year funding switches and MCPS adjustments. Also reflects acceleration into FY18 (-\$4,459,000). This does not reduce overall project spending; rather, it accelerates the spending out of the six year period into FY18.	3,041	G.O. Bonds, Recordation Tax
P966553	Facility Planning: MCPS Improved (Safe) Access to Schools	Reflects BOE request to fund an enrollment study and a strategic long-range growth management plan.	750	Current Revenue: General, G.O. Bonds
P975051		Acceleration adjustment. No change in total project costs.	(586)	G.O. Bonds
P651801	Outdoor Play Space Maintenance Project	BOE requested increase to address maintenance of outdoor playing fields.	2,600	G.O. Bonds
P896586	Planned Life Cycle Asset Repl: MCPS	Reflects BOE requested increase to address infrastructure concerns, a \$603,000 supplemental, and significant acceleration of costs into FY18 (\$6.252 million). Total change in project costs = \$5,603,000	(649)	Aging Schools Program, G.O. Bonds, Qualified Zone Academy Funds
P846540	Relocatable Classrooms	Acceleration adjustment. No change in total project costs.	(246)	Current Revenue: General, Recordation Tax
P056501	Restroom Renovations	BOE requested increase to address infrastructure concerns.	3,000	G.O. Bonds
P926557	School Security Systems	Reflects BOE request to enhance security. Improvements include vestibules, cameras, and metal detectors	28,008	G.O. Bonds, State Aid
P651714	East Silver Spring ES Addition	BOE cancelled project due to reduced enrollment projections	(3,514)	G.O. Bonds
P651518	Gaithersburg Cluster Elementary School #8	Prior year funding switches and acceleration of \$222,000 into FY18. No change in total project costs	(222)	G.O. Bonds, School Facilities Payment
P652001	Highland View ES Addition	BOE request to add planning funds for addition	775	G.O. Bonds
P652002	Lake Seneca ES Addition	BOE request to add planning funding for addition	875	G.O. Bonds
P651907	Northwood HS Addition/Facility Upgrades	Funding schedule switches.	0	
P651705	Thomas W. Pyle MS Addition	Acceleration of \$161,000 into FY18. No change in total project costs	(161)	G.O. Bonds
P652003	Thurgood Marshall ES Addition	BOE request to add planning funding for an addition	630	G.O. Bonds
P056516	MCPS Affordability Reconciliation	Represents MCPS CIP requested increases that are unaffordable given existing resources	(51,138)	Current Revenue: General, G.O. Bonds
P076510	MCPS Funding Reconciliation	Reflects updated estimates for Recordation tax and School Impact tax revenues with offsetting adjustments in GO Bonds	0	School Impact Taxes, Recordation Tax, G.O. Bonds
<b>Montgomery College</b>				
P661401	College Affordability Reconciliation	Reflects affordability adjustment in light of revenue shortfalls and related inability to fund most cost increases.	(7,750)	Current Revenue: General, G.O. Bonds



# MCPS Affordability Reconciliation (P056516)

<b>Category</b>	Montgomery County Public Schools	<b>Date Last Modified</b>	01/14/19
<b>SubCategory</b>	Miscellaneous Projects	<b>Administering Agency</b>	Public Schools
<b>Planning Area</b>	Countywide	<b>Status</b>	Ongoing

## EXPENDITURE SCHEDULE (\$000s)

Cost Elements	Total	Thru FY18	Rem FY18	Total 6 Years	FY 19	FY 20	FY 21	FY 22	FY 23	FY 24	Beyond 6 Years
Other	(51,138)	-	-	(51,138)	(2,000)	(24,064)	(14,986)	(8,108)	(2,134)	154	-
<b>TOTAL EXPENDITURES</b>	<b>(51,138)</b>	-	-	<b>(51,138)</b>	<b>(2,000)</b>	<b>(24,064)</b>	<b>(14,986)</b>	<b>(8,108)</b>	<b>(2,134)</b>	<b>154</b>	-

## FUNDING SCHEDULE (\$000s)

Funding Source	Total	Thru FY18	Rem FY18	Total 6 Years	FY 19	FY 20	FY 21	FY 22	FY 23	FY 24	Beyond 6 Years
Current Revenue: General	(750)	-	-	(750)	-	(750)	-	-	-	-	-
G.O. Bonds	(50,388)	-	-	(50,388)	(2,000)	(23,314)	(14,986)	(8,108)	(2,134)	154	-
<b>TOTAL FUNDING SOURCES</b>	<b>(51,138)</b>	-	-	<b>(51,138)</b>	<b>(2,000)</b>	<b>(24,064)</b>	<b>(14,986)</b>	<b>(8,108)</b>	<b>(2,134)</b>	<b>154</b>	-

## APPROPRIATION AND EXPENDITURE DATA (\$000s)

Appropriation FY 20 Approp. Request	(24,064)	Year First Appropriation	FY15
Cumulative Appropriation	-	Last FY's Cost Estimate	-
Expenditure / Encumbrances	-		
Unencumbered Balance	-		

## PROJECT DESCRIPTION

This project reconciles the Board of Education's request with the County Executive's recommendation based on affordability considerations.

Unfortunately, Impact Tax and Recordation Tax revenue estimates reflect a net reduction of almost \$122.0 million with the largest revenue shortfall related to Schools Impact Taxes (-\$120.7 million). These revenue reductions are so severe that funding for any new projects or funding for cost increases must be offset by reductions, with even further reductions required to balance the CIP.

Funding MCPS school construction remains the Executive's highest priority for the CIP. As such, the Executive exempted MCPS from additional reductions that Montgomery County Government, Montgomery College and the Maryland-National Capital Park and Planning Commission will have to bear in order to preserve MCPS' previously approved projects. Due to the serious CIP fiscal constraints, however, the Executive was unable to provide any funding for MCPS' requested CIP project increases.

The reductions in increases are reflected here rather than in individual projects. This gives the Board of Education and Council maximum flexibility to propose resource reallocations between previously approved and newly proposed project funding. The Executive expects that priority will be given to projects addressing capacity needs and critical failing infrastructure.

---

The Executive intends to actively pursue additional State Aid to increase support for public school construction funding so that these needs can be met.

Increases in Current Revenue will be considered in March as part of the broader operating budget context.

## **FISCAL NOTE**

Reductions reflect the value of project increases requested by MCPS.



# MCPS Funding Reconciliation

## (P076510)

<b>Category</b>	Montgomery County Public Schools	<b>Date Last Modified</b>	12/27/18
<b>SubCategory</b>	Miscellaneous Projects	<b>Administering Agency</b>	Public Schools
<b>Planning Area</b>	Countywide	<b>Status</b>	Ongoing

### EXPENDITURE SCHEDULE (\$000s)

Cost Elements	Total	Thru FY18	Rem FY18	Total 6 Years	FY 19	FY 20	FY 21	FY 22	FY 23	FY 24	Beyond 6 Years
<b>TOTAL EXPENDITURES</b>	-	-	-	-	-	-	-	-	-	-	-

### FUNDING SCHEDULE (\$000s)


Funding Source	Total	Thru FY18	Rem FY18	Total 6 Years	FY 19	FY 20	FY 21	FY 22	FY 23	FY 24	Beyond 6 Years
Recordation Tax	374,277	-	57,246	317,031	45,384	30,429	52,534	55,105	65,877	67,702	-
Schools Impact Tax	53,489	-	(36,684)	90,173	3,568	5,082	19,191	20,846	20,497	20,989	-
Current Revenue: General	(3,802)	-	(3,802)	-	-	-	-	-	-	-	-
G.O. Bonds	(423,964)	-	(16,760)	(407,204)	(48,952)	(35,511)	(71,725)	(75,951)	(86,374)	(88,691)	-
<b>TOTAL FUNDING SOURCES</b>	-	-	-	-	-	-	-	-	-	-	-

### APPROPRIATION AND EXPENDITURE DATA (\$000s)

Appropriation FY 20 Approp. Request	-	Year First Appropriation
Cumulative Appropriation	-	Last FY's Cost Estimate
Expenditure / Encumbrances	-	
Unencumbered Balance	-	

## PROJECT DESCRIPTION

This project has been updated to reflect current estimates for Current Revenue: General, Recordation Tax, and School Impact Tax with offsetting GO Bond funding adjustments.



## **MONTGOMERY COUNTY BOARD OF EDUCATION**

850 Hungerford Drive ♦ Room 123 ♦ Rockville, Maryland 20850

November 30, 2018



The Honorable Isiah Leggett  
Montgomery County Executive  
Executive Office Building  
101 Monroe Street  
Rockville, Maryland 20850

The Honorable Hans Riemer, President  
and Members of the Montgomery County Council  
Stella B. Werner Council Office Building  
100 Maryland Avenue  
Rockville, Maryland 20850

Dear Mr. Leggett, Mr. Riemer, and Members of the Montgomery County Council:

At its November 27, 2018, meeting, the Board of Education approved the Requested FY 2020 Capital Budget and Amendments to the FY 2019–2024 Capital Improvements Program (CIP) for Montgomery County Public Schools (MCPS). Enclosed is a copy of the Board of Education resolution requesting a Fiscal Year (FY) 2020 Capital Budget appropriation of \$281,482,000 and an Amended FY 2019–2024 CIP totaling \$1,823,122,000. The Board of Education is requesting \$113,781,000 from the state as its share of the FY 2020 Capital Budget. FY 2020 is the second year of the biennial CIP review process. In accordance with the Montgomery County charter, all CIP projects are considered in odd-numbered fiscal years. In even-numbered fiscal years, only projects with expenditure or appropriation changes needed in the second year of the adopted six-year CIP are considered for amendments to the CIP.

### **Requested CIP**

As previously noted, FY 2020 is an amendment year; therefore, it is standard practice that the Board of Education's request includes limited amendments. On October 29, 2018, the *Superintendent's Recommended FY 2020 Capital Budget and Amendments to the FY 2019–2024 Capital Improvements Program* was released and included a total of eight amendments to the approved CIP. However, as a result of the public hearing testimony that was shared during a two-night period, the superintendent of schools amended his recommendation to include one added amendment—an additional \$5 million in FY 2020 for the Planned Life-cycle Asset Replacement project to address concerns that were raised regarding the repair and replacement of many of our building systems including doors, lighting, windows, communication systems, and floor and ceiling tiles.

The Board of Education supports the superintendent's recommendations, and therefore, the *Board of Education's FY 2020 Capital Budget and Amendments to the FY 2019–2024 Capital Improvements Program* includes additional funding to begin planning for three elementary school addition projects; additional funding for four countywide projects; additional funding to support the programmatic scope of one revitalization/expansion project; and an amendment to remove funding from a previously approved addition project that no longer is required to address overutilization at an adjacent school.

The first requested amendment is for the School Security Systems project. The safety of all students and staff is a top priority and we must provide a safe learning environment for all who enter our buildings. The additional funding will address technology upgrades to various existing security systems, as well as allow the means to provide secure entrance vestibules and guided building access for schools that currently do not have these features. The second amendment is requested for the Planned Life-cycle Asset Replacement project to repair and/or replace building systems such as windows, doors, and floor and ceiling tiles, which have reached the end of their useful life. This additional funding will begin to address the many concerns raised during the Board of Education's public hearing testimony as part of the CIP process.

The next three amendments are requested to begin the planning for additions at Highland View, Lake Seneca, and Thurgood Marshall elementary schools. These three elementary schools previously completed the feasibility study process. The amendments are for planning funds only. A recommendation regarding construction funding and completion dates for these three projects will be considered in a future CIP.

The next amendment is for the revitalization/expansion project at Seneca Valley High School. Our Career and Technology Education program must be expanded to provide students in the upcounty area the opportunity to explore real-world professional experiences. These additional funds are needed to build out the facility features that are essential to support the expanded program offerings for the Career and Technology Education program. This program is vital to our students' future success.

The Board of Education's request also includes an amendment to the Outdoor Play Space Maintenance project to address the maintenance and replacement of our high school athletic fields, both artificial turf and natural grass fields. These additional funds will allow MCPS to implement a standard program of high school athletic field maintenance and achieve a more consistent level of field quality. This request is part of a larger review of our high school athletic funding allocations in order to equitably support our high school athletics program across the school system.

An amendment to the Facility Planning project is requested to continue the work with our external consultants as we transition through our new enrollment projection methodology, as well as look beyond our six-year CIP to develop strategic long-range growth management plans for all the clusters. We are hopeful that this new methodology will help us to understand the various factors that affect enrollment at the individual school level. In addition, the strategic growth management plans will allow us to map a future course for capital and non-capital solutions throughout our school system.

The next requested amendment removes an approved project, the East Silver Spring Elementary School Addition project, from the recommended CIP. This addition project previously was approved to provide additional capacity for students from Rolling Terrace Elementary School. However, the Spanish Immersion program that originally was at Rolling Terrace Elementary School has been relocated to William Tyler Page Elementary School. The enrollment projection for Rolling Terrace Elementary School will be within its capacity during the six-year CIP and, as a result, the addition no longer is required.

On November 27, 2018, the Board of Education included an additional \$3.0 million in FY 2020 in the Restroom Renovation project to address repairs and replacements of restroom fixtures including sinks, partitions, and floor and ceiling tiles. The Board included this supplementary funding after concerns were raised during the two days of public hearings on the amended CIP.

Therefore, the *Board of Education's Requested FY 2020 Capital Budget and Amendments to the FY 2019–2024 Capital Improvements Program* totals \$1.823 billion, an increase of \$45.62 million more than the approved six-year CIP. The amended CIP includes a requested FY 2020 expenditure of \$332.33 million, an increase of \$23.97 million more than the approved FY 2020 expenditure of \$308.36 million.

In total, the Board of Education's requested FY 2019–2024 amended CIP includes 10 amendments; however, there are many individual capital projects and countywide systemic projects already programmed in the adopted CIP—funding for the planning, design, and/or construction of 19 elementary school capacity projects, 6 middle school capacity projects, and 7 high school capacity projects. It also includes funding for six revitalization/expansion projects and many countywide systemic projects that address systemwide needs of our aging facilities. Funds included in the adopted CIP must remain on the approved expenditure schedules to ensure that these vital projects move forward to address our overutilization and aging infrastructure.

### Enrollment

MCPS continues to experience another year of enrollment growth; however, our enrollment growth is increasing at a lower rate than we have experienced during the past 10 years. Official September 30, 2018, enrollment is 162,680 students, for a one-year increase of 1,134 students. Since the 2009–2010 school year, enrollment has increased by 20,903 students. This is a remarkable amount of growth for any school system to accommodate. We do not anticipate that this relative slowdown in enrollment growth will last long and therefore, we must continue to address our backlog of capacity projects and aging infrastructure through our many capacity and systemic replacement projects.

Total MCPS student enrollment by the 2024–2025 school year is projected to increase by 11,642 students to reach 174,322 students. Adding the projected 11,642 student increase to the 20,903 student increase since 2009 results in a total projected increase of 32,545 students during the 15-year period from 2009 to 2024. The following chart displays the official September 30, 2018, student enrollment for this year and the previous five years, as well as the enrollment projection for the 2024–2025 school year.

FY 2014	FY 2015	FY 2016	FY 2017	FY 2018	FY 2019	FY 2025
151,289	153,852	156,447	159,010	161,546	162,680	174,322

As the enrollment continues to increase across the system, the focus of the growth is beginning to shift from the elementary school level to the secondary school level, particularly at our high schools. Appropriately, our focus in the CIP takes into account this shift. While many of our capital projects

during the past decade included additions and new schools for the elementary school level, we now must be proactive to address the overutilization at many of our secondary schools.

### **State Aid**

Funding for the CIP continues to be a complex issue. Local funding sources, such as County General Obligation Bonds, current revenue, the County recordation tax, and the school impact tax, are utilized in conjunction with state aid to fund the CIP. For FY 2020, our state aid request is \$113.8 million. This figure is based on current eligibility of projects approved by the County Council in May 2018. Of the \$113.8 million, \$5.6 million is for the balance of funding for one project; \$3.5 million is for nine systemic roofing and Heating, Ventilation, and Air Conditioning projects; \$52.8 million is for five projects that previously received planning approval from the state and now require construction funding; and \$51.9 million is for eight projects that require state planning approval in addition to construction funding.

We must continue to make a compelling case to our state leaders to increase the state construction funds and provide Montgomery County with a larger share of state construction funds. Also, we urge the state to provide planning approval for all eight planning approval requests included in the FY 2020 state CIP request. The Board of Education, along with the superintendent of schools, Montgomery County officials, and our state delegation will work together to provide Montgomery County with its larger share of the statewide allocation for our capital projects.

### **Non-Capital Items**

Supplement A—*Superintendent's Recommendation for Clarksburg Village Site #2 Elementary School Boundary Study* was released as part of the recommendations for the amended FY 2019–2024 CIP. The Board of Education resolution that supports the superintendent's recommendation for the new elementary school boundaries is enclosed and also is available on the Capital Improvements Program web page.

The Board of Education supports the superintendent's recommendation regarding the site selection process for the elementary schools in the Walter Johnson Cluster. While the elementary schools in the cluster continue to experience capacity pressures, we do agree that the space deficits are not sufficient to program a new elementary school at this time. However, there is an opportunity to explore capacity solutions with the Bethesda-Chevy Chase Cluster, which has an approved elementary schools capacity study in the adopted CIP.

Therefore, the Board of Education supports the recommendation to explore possible solutions that would include the elementary schools in both the Bethesda-Chevy Chase and Walter Johnson clusters. In addition, the Board amended the superintendent's recommendation to include a joint elementary school site selection process to explore possible sites for a new elementary school to address the overutilization in both clusters. Once the capacity study and the site selection process are complete, the superintendent of schools will evaluate the solutions that are developed, along with the enrollment



projections for all of the elementary schools in both clusters, and provide recommendations for the Board of Education's consideration in the next CIP cycle. The Board of Education also supports the recommendation that consideration of any boundary study due to the expansion of Luxmanor Elementary School wait until the Bethesda-Chevy Chase capacity study is completed in order to make decisions inclusive for all of the elementary schools in both the Bethesda-Chevy Chase and Walter Johnson clusters.

The Board of Education also supports the superintendent's recommendation regarding the boundary study to explore the reassignment of Clarksburg and Northwest high school students to Seneca Valley High School. The approved boundary study includes the following middle schools to evaluate current utilizations and articulation patterns—Roberto W. Clemente; Dr. Martin Luther King, Jr.; and Kingsview middle schools. In order to minimize split articulations among the three clusters, the Board of Education supports expanding the scope of the boundary study to include all of the middle schools in the Clarksburg and Northwest clusters, in addition to the middle schools in the Seneca Valley Cluster. The boundary study will begin in late fall/early winter 2018, with Board action scheduled in November 2019.

The Board of Education supports the recommendation for a boundary study for Forest Knolls, Montgomery Knolls, and Pine Crest elementary schools to relieve the overutilization at Forest Knolls Elementary School. The scope of the boundary study also will include Eastern and Silver Spring International middle schools to evaluate the middle school articulation patterns for these three elementary schools. The boundary study will occur in spring 2019, with Board of Education action scheduled for November 2019.

Finally, the adopted FY 2019–2024 CIP includes funding for two major projects at the high school level in the downcounty area—the reopening of Charles W. Woodward High School and the addition and facility upgrade project at Northwood High School. Two general approaches were presented to the Board of Education during its work sessions on the amended CIP—a phased construction of Northwood High School with students/staff on-site or the relocation of students/staff off-site during the construction of Northwood High School. The presentation included a comparison of the costs for each approach, impact to students, impact on the building design, and the time line of the project.

The superintendent of schools, in his October 2018 release of the amended CIP, did not include a recommendation regarding the approaches; however, after careful consideration and evaluation of both approaches, the superintendent of schools recommended the off-site approach for the Northwood High School construction project. The Board of Education supports the off-site approach and requested that staff explore all possible solutions for a holding school including a newly constructed Charles W. Woodward High School, commercial property, or other MCPS property. The Board also supports an evaluation of student and family transportation needs, scheduling of after-school and athletic activities, and other program needs that may impact students during the time they are relocated off-site.

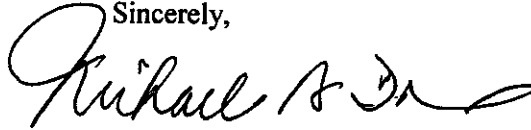
The Honorable Isiah Leggett  
The Honorable Hans Riemer  
and Members of the County Council

6

November 30, 2018

The Board of Education looks forward to working with you on our Capital Improvements Program.

Sincerely,



Michael A. Durso  
President

MAD:JRS:AMZ:ak

Enclosure

Copy to:

Members of the Board of Education

Dr. Smith

Dr. Navarro

Dr. Statham

Dr. Zuckerman

Dr. Johnson

Ms. Webb

**Board of Education Requested FY 2020 Capital Budget  
and Amendments to the FY 2019-2024 Capital Improvements Program**  
(figures in thousands)

Project	FY 2020 Approp.	Total	Thru FY 2017	Remaining FY 2018	Total Six Years	FY 2019	FY 2020	FY 2021	FY 2022	FY 2023	FY 2024	Beyond
<b>Individual School Projects</b>												
Ashburton ES Addition		10,944	603	4,003	4,310	5,314	1,024					
Lucy V. Barnsley ES Addition		13,924	7,200	5,041	1,683	1,683						
Bethesda ES Solution		3,695			3,695			212	1,384	1,682	417	
Bethesda-Chevy Chase HS Addition		41,397	17,786	18,952	4,659	4,659						
Burtonsville ES Addition		1,172	469	352	351	234	117					
Clarksburg Cluster ES #9 (New)	2,981	38,486			38,486		1,192	5,156	19,864	12,274		
Clarksburg Cluster ES (New) (Clarks. Village Site #2)		36,008	1,238	5,094	21,676	17,202	12,474					
Cresthaven ES Addition (for JoAnn Leleck ES@Broad Acres)	847	9,466			9,466		339	2,829	3,554	2,744		
Crown HS (New)	6,306	136,302			125,942		1,522	3,892	5,939	44,245	70,244	10,460
Diamond ES Addition		9,147	4,892	3,578	677	677						
DuFief ES Addition/Facility Upgrade		38,028			38,028	650	532	4,234	20,625	11,987		
East Silver Spring ES Addition (for Rolling Terrace)	-320	0			0							
Albert Einstein Cluster HS Solution		6,334			6,334		169	2,996	2,074	1,095		
Blair Ewing Center Relocation		11,679	1,059		10,620		553	2,073	4,123	3,871		
Gaithersburg Cluster ES #8		26,000	2,000	1,872	22,128	1,210	2,552	5,744	6,702	5,920		
Highland View ES Addition	775				775		301	289	185			
John F. Kennedy HS Addition	15,793	20,578			20,578	1,610	2,217	4,000	5,978	6,773		
Kensington Parkwood ES Addition		12,679	6,991	4,756	932	932						
Lake Seneca ES Addition	875				875		401	314	160			
Col. E. Brooke Lee MS Addition/Facility Upgrade	52,193	57,864			57,864	1,568	16,525	23,827	15,944			
S. Christa McAuliffe ES Addition		11,386	512	5,848	5,026	3,235	1,791					
Ronald McNair ES Addition	1,024	11,403			11,403		512	4,848	2,252	3,791		
Thurgood Marshall ES Addition	630				630		310	225	95			
Montgomery Knolls ES Addition (for Forest Knolls ES)	278	6,605	273	218	6,114	2,227	2,443	1,444				
Roscoe Nix ES Addition (for JoAnn Leleck ES @ Broad Acres)	589	6,372			6,372		236	1,781	3,106	1,249		
North Bethesda MS Addition		21,593	11,885	8,168	1,540	1,540						
Northwood HS Addition/Facility Upgrade		123,356			123,356	2,949	5,790	8,600	10,214	54,254	41,549	
Parkland MS Addition	1,240	14,638			14,638		496	3,032	8,323	2,787		
Pine Crest ES Addition (for Forest Knolls ES)	248	8,623	352	211	8,060	3,492	3,942	626				
Piney Branch ES Addition	3,718	4,211			4,211	274	219	2,227	1,491			
Thomas W. Pyle MS Addition	1,100	25,114	400	313	24,401	1,628	6,566	10,457	5,750			
Judith Resnik ES Addition		871	436	348	87	87						
Judith Resnik ES Solution		2,722			2,722			187	829	1,234	472	
Silver Spring International MS Addition	31,200	35,140			35,140	930	4,210	8,346	13,654	8,000		
Somerset ES Solution		2,691			2,691			176	784	1,285	446	
Takoma Park MS Addition	924	25,186	500	477	24,209	2,182	14,820	7,207				
Walt Whitman HS Addition	20,588	27,577		830	26,747	2,168	8,067	9,980	6,532			
Woodlin ES Addition		15,297			15,297	583	350	4,428	6,737	3,199		
Woodward HS Reopening		120,235			120,235	3,063	17,600	7,040	16,400	42,450	33,682	
<b>Countywide Projects</b>												
ADA Compliance: MCPS	1,200	30,993	21,693	2,100	7,200	1,200	1,200	1,200	1,200	1,200	1,200	
Asbestos Abatement	1,145	20,100	12,085	1,145	6,870	1,145	1,145	1,145	1,145	1,145	1,145	
Building Modifications and Program Improvements	6,500	59,328	38,128	3,200	18,000	9,000	9,000					
Current Revitalizations/Expansions	7,500	1,129,747	674,560	108,236	346,951	128,421	95,469	91,561	31,500			
Design and Construction Management	4,900	85,375	51,075	4,900	29,400	4,900	4,900	4,900	4,900	4,900	4,900	
Facility Planning: MCPS	1,200	14,027	9,492	685	3,850	860	1,450	460	380	350	350	
Fire Safety Upgrades	817	27,117	17,215	5,000	4,902	817	817	817	817	817	817	
HVAC Replacement/IAQ Projects	25,000	220,677	99,677	18,000	103,000	26,000	25,000	10,000	12,000	15,000	15,000	
Improved (Safe) Access to Schools	2,000	18,343	12,343	2,000	4,000	2,000	2,000					
Major Capital Projects	10,197	119,969			119,969	4,197	10,663	10,999	24,063	70,047		
Outdoor Play Space Maintenance	2,550	6,850		750	6,100	1,750	2,550	450	450	450	450	
Planned Life-Cycle Asset Replacement (PLAR)	15,000	157,777	87,027	9,750	61,000	10,000	15,000	8,000	8,000	10,000	10,000	
Rehabilitation/Renovation of Closed Schools (RROCS)		116,220	91,574	21,065	3,581	3,581						
Relocatable Classrooms	5,000	63,061	43,061	5,000	15,000	5,000	5,000	5,000				
Restroom Renovations	6,500	43,775	14,025	2,250	27,500	4,000	6,500	3,500	3,500	5,000	5,000	
Roof Replacement/Moisture Protection Projects	12,000	124,151	45,151	9,500	69,500	11,500	12,000	9,000	9,000	14,000	14,000	
School Security	13,002	32,908			32,908	2,550	12,852	10,708	5,718	684	396	
Stormwater Discharge and Water Quality Management	616	11,628	7,316	616	3,696	616	616	616	616	616	616	
Technology Modernization	25,366	423,016	248,221	26,986	147,809	21,406	25,366	25,484	25,143	25,246	25,164	
<b>Total Requested CIP</b>	<b>281,482</b>	<b>3,641,785</b>	<b>1,529,239</b>	<b>281,244</b>	<b>1,823,122</b>	<b>294,843</b>	<b>332,332</b>	<b>309,674</b>	<b>278,067</b>	<b>312,311</b>	<b>295,895</b>	<b>10,460</b>

\*Bold indicates amendment to the adopted CIP.

## FY 2020 State Capital Improvements Program for Montgomery County Public Schools

(figures in thousands)

Priority No.	PFA Y/N	Project	Total Estimated Cost	Non PSCP Funds	Prior IAC Funding Thru FY 2019	FY 2020 Request For Funding
<b>Balance of Funding (Forward-funded)</b>						
1	Y	Thomas Edison HS of Technology Revitalization/Expansion	69,088	56,170	7,279	5,639
		<b>Subtotal</b>	<b>69,088</b>	<b>56,170</b>	<b>7,279</b>	<b>5,639</b>
<b>Systemic Projects</b>						
2		Dr. Martin Luther King, Jr. MS Roof	2,298	1,724		574
3		Montgomery Knolls ES HVAC	2,250	1,688		562
4		Diamond ES HVAC	1,900	1,426		474
5		Fallsmead ES HVAC	1,650	1,238		412
6		Sherwood ES Roof	1,395	1,047		348
7		Flower Valley ES Roof	1,380	1,036		344
8		Kemp Mill ES Roof	1,205	904		301
9		Rosemont ES Roof	947	711		236
10		Col. Zadok Magruder HS Roof	932	700		232
		<b>Subtotal</b>	<b>13,957</b>	<b>10,474</b>	<b>0</b>	<b>3,483</b>
<b>Construction Funding (Forward-funded)</b>						
11	Y	Lucy V. Barnsley ES Addition (CSR)	13,924	11,602		2,322
12	Y	Luxmanor ES Revitalization/Expansion	29,190	22,269		6,921
13	Y	Potomac ES Revitalization/Expansion	30,391	23,550		6,841
14	Y	S. Christa McAuliffe ES Addition	11,386	9,276		2,110
15	Y	Seneca Valley HS Revitalization/Expansion	155,621	121,035		34,586
		<b>Subtotal</b>	<b>240,512</b>	<b>187,732</b>	<b>0</b>	<b>52,780</b>
<b>Planning and Construction Request (Forward-funded)</b>						
16/17	Y	Ashburton ES Addition	10,944	9,680		1,264
18/19	Y	Tilden MS/Rock Terrace School Revitalization/Expansion	88,647	71,179		17,468
20/21	Y	Maryvale ES/Carl Sandburg School Revitalization/Expansion (CSR)	62,054	49,618		12,436
22/23	Y	Thomas W. Pyle MS Addition	25,114	19,470		5,644
24/25	Y	Takoma Park MS Addition	25,186	19,612		5,574
26/27	Y	Pine Crest ES Addition	8,623	6,708		1,915
28/29	Y	Montgomery Knolls ES Addition	6,605	5,160		1,445
30/31	Y	Walt Whitman HS Addition	27,577	21,444		6,133
		<b>Subtotal</b>	<b>254,750</b>	<b>202,871</b>	<b>0</b>	<b>51,879</b>
<b>Planning Approval Request</b>						
32	Y	Col. E. Brooke Lee MS Addition/Facility Upgrade	LP			LP
33	Y	Piney Branch ES Addition	LP			LP
34	Y	Silver Spring International MS Addition	LP			LP
35	Y	John F. Kennedy HS Addition	LP			LP
36	Y	Woodlin ES Addition	LP			LP
37	Y	East Silver Spring ES Addition	LP			LP
38	Y	DuFief ES Addition/Facility Upgrades	LP			LP
39	Y	Gaithersburg Cluster ES #8	LP			LP
40	Y	Northwood HS Addition/Facility Upgrades	LP			LP
41	Y	Charles W. Woodward HS Reopening	LP			LP
		<b>TOTAL</b>	<b>578,307</b>	<b>457,247</b>	<b>7,279</b>	<b>113,781</b>

**East Silver Spring ES Addition  
(P651714)**

<b>Category</b>	Montgomery County Public Schools	<b>Date Last Modified</b>	11/26/18
<b>SubCategory</b>	Individual Schools	<b>Administering Agency</b>	Public Schools
<b>Planning Area</b>	Silver Spring and Vicinity	<b>Status</b>	Planning Stage

Total	FY 17	FY 18	FY 19	FY 20	FY 21	FY 22	FY 23	FY 24	Project 5 Years
-------	-------	-------	-------	-------	-------	-------	-------	-------	--------------------

**EXPENDITURE SCHEDULE (\$000s)**

**TOTAL EXPENDITURES**

**FUNDING SCHEDULE (\$000s)**

**TOTAL FUNDING SOURCES**

**OPERATING BUDGET IMPACT (\$000s)**

Maintenance	82	-	-	-	-	31	31
Energy	24	-	-	-	-	12	12
<b>NET IMPACT</b>	<b>86</b>	<b>-</b>	<b>-</b>	<b>-</b>	<b>-</b>	<b>43</b>	<b>43</b>

**APPROPRIATION AND EXPENDITURE DATA (\$000s)**

Appropriation FY 20 Approp. Request	(320)	Year First Appropriation	FY16
Cumulative Appropriation	320	Last FY's Cost Estimate	3,514
Expenditure / Encumbrances	-		
Unencumbered Balance	320		

**PROJECT DESCRIPTION**

A comprehensive capacity study to address overutilization at several elementary schools in the lower section of the Downcounty Consortium was conducted during the 2014-2015 school year. This capacity study included the following schools: East Silver Spring, Forest Knolls, Highland View, Montgomery Knolls, New Hampshire Estates, Oak View, Takoma Park, Pine Crest, Piney Branch, Rolling Terrace, Sligo Creek and Woodlin elementary schools. As a result of the capacity study it was determined that a four classroom addition project would be constructed at East Silver Spring Elementary School to relieve the overutilization at Rolling Terrace Elementary School. An FY 2017 appropriation was requested to begin the planning for this addition. Due to fiscal constraints, the County Council's approved FY2017-2022 CIP included a two year delay for this project. An FY 2019 appropriation was approved to begin the planning for this addition. Due to the relocation of the Spanish Immersion Program at Rolling Terrace Elementary School to William Tyler Page Elementary School, this addition is no longer required at East Silver Spring Elementary School.

**COORDINATION**

Mandatory Referral -- M-NCPPC Department of Environmental Protection Building Permits Code Review Fire Marshal Department of Transportation Inspections Sediment Control Stormwater Management WSSC Permits.

# Highland View ES Addition (P652001)

**Category** Montgomery County Public Schools **Date Last Modified** 11/27/18  
**SubCategory** Individual Schools **Administering Agency** Public Schools  
**Planning Area** Silver Spring and Vicinity **Status**

	Total	Total FY 19	Total FY 20	Total 6 Years	FY 19	FY 20	FY 21	FY 22	FY 23	FY 24	Beyond 6 Years
<b>EXPENDITURE SCHEDULE (\$000s)</b>											
Planning, Design and Supervision	775	-	-	775	-	301	289	185	-	-	-
<b>TOTAL EXPENDITURES</b>	<b>775</b>	<b>-</b>	<b>-</b>	<b>775</b>	<b>-</b>	<b>301</b>	<b>289</b>	<b>185</b>	<b>-</b>	<b>-</b>	<b>-</b>

<b>FUNDING SCHEDULE (\$000s)</b>											
G.O. Bonds	775	-	-	775	-	301	289	185	-	-	-
<b>TOTAL FUNDING SOURCES</b>	<b>775</b>	<b>-</b>	<b>-</b>	<b>775</b>	<b>-</b>	<b>301</b>	<b>289</b>	<b>185</b>	<b>-</b>	<b>-</b>	<b>-</b>

<b>APPROPRIATION AND EXPENDITURE DATA (\$000s)</b>												
Appropriation FY 20 Approp. Request				775	Year First Appropriation							
Cumulative Appropriation				-	Last FY's Cost Estimate							-
Expenditure / Encumbrances				-								-
Unencumbered Balance				-								-

## PROJECT DESCRIPTION

Enrollment projections indicate that Highland View Elementary School will exceed capacity by more than 114 seats by the end of the six-year planning period. A feasibility study for a classroom addition was conducted in FY 2010. An FY 2020 appropriation is requested to begin the architectural design for this addition project. A completion date for this project will be determined in a future CIP.

**Lake Seneca ES Addition**  
**(P652002)**

<b>Category</b>	Montgomery County Public Schools	<b>Date Last Modified</b>	11/27/18
<b>SubCategory</b>	Individual Schools	<b>Administering Agency</b>	Public Schools
<b>Planning Area</b>	Germanstown and Vicinity	<b>Status</b>	

	Total	FY 2020	FY 2021	FY 2022	FY 2023	FY 2024	Beyond 6 Years				
<b>EXPENDITURE SCHEDULE (\$000s)</b>											
Planning, Design and Supervision	875	-	-	875	-	401	314	160	-	-	-
<b>TOTAL EXPENDITURES</b>	<b>875</b>	<b>-</b>	<b>-</b>	<b>875</b>	<b>-</b>	<b>401</b>	<b>314</b>	<b>160</b>	<b>-</b>	<b>-</b>	<b>-</b>

<b>FUNDING SCHEDULE (\$000s)</b>											
G.O. Bonds	875	-	-	875	-	401	314	160	-	-	-
<b>TOTAL FUNDING SOURCES</b>	<b>875</b>	<b>-</b>	<b>-</b>	<b>875</b>	<b>-</b>	<b>401</b>	<b>314</b>	<b>160</b>	<b>-</b>	<b>-</b>	<b>-</b>

<b>APPROPRIATION AND EXPENDITURE DATA (\$000s)</b>		
Appropriation FY 20 Approp. Request	875	Year First Appropriation
Cumulative Appropriation	-	Last FY's Cost Estimate
Expenditure / Encumbrances	-	
Unencumbered Balance	-	

**PROJECT DESCRIPTION**

Enrollment projections indicate that Lake Seneca Elementary School will exceed capacity by more than 173 seats by the end of the six-year planning period. A feasibility study for a classroom addition was conducted in FY 2014. An FY 2020 appropriation is requested to begin the architectural design for this addition project. A completion date for this project will be determined in a future CIP.

**Thurgood Marshall ES Addition  
(P652003)**

<b>Category</b>	Montgomery County Public Schools	<b>Date Last Modified</b>	11/27/18
<b>SubCategory</b>	Individual Schools	<b>Administering Agency</b>	Public Schools
<b>Planning Area</b>	Gaithersburg and Vicinity	<b>Status</b>	

	Total	FY 20	FY 21	FY 22	FY 23	FY 24	Revised 6 Years
<b>EXPENDITURE SCHEDULE (\$000s)</b>							
Planning, Design and Supervision	630	-	-	630	310	225	95
<b>TOTAL EXPENDITURES</b>	<b>630</b>	-	-	<b>630</b>	<b>310</b>	<b>225</b>	<b>95</b>

	Total	FY 20	FY 21	FY 22	FY 23	FY 24	Revised 6 Years
<b>FUNDING SCHEDULE (\$000s)</b>							
G.O. Bonds	630	-	-	630	310	225	95
<b>TOTAL FUNDING SOURCES</b>	<b>630</b>	-	-	<b>630</b>	<b>310</b>	<b>225</b>	<b>95</b>

<b>APPROPRIATION AND EXPENDITURE DATA (\$000s)</b>	
Appropriation FY 20 Approp. Request	630 Year First Appropriation
Cumulative Appropriation	- Last FY's Cost Estimate
Expenditure / Encumbrances	-
Unencumbered Balance	-

**PROJECT DESCRIPTION**

Enrollment projections indicate that Thurgood Marshall Elementary School will exceed capacity by more than 179 seats by the end of the six-year planning period. A feasibility study for a classroom addition was conducted in FY 2008. An FY 2020 appropriation is requested to begin the architectural design for this addition project. A completion date for this project will be determined in a future CIP.



# Building Modifications and Program Improvements (P076506)

Category: Montgomery County Public Schools Date Last Modified: 11/27/18  
 SubCategory: Countywide Administering Agency: Public Schools  
 Planning Area: Countywide Status: Ongoing

Year	FY 2011	FY 2012	FY 2013	FY 2014	FY 2015	FY 2016	FY 2017	FY 2018	FY 2019	FY 2020	Total 6 Years
------	---------	---------	---------	---------	---------	---------	---------	---------	---------	---------	---------------

### EXPENDITURE SCHEDULE (\$000s)

Planning, Design and Supervision	6,022	4,397	-	1,625	950	675	-	-	-	-	-
Construction	47,668	31,261	32	16,375	8,050	8,325	-	-	-	-	-
Other	1,260	1,260	-	-	-	-	-	-	-	-	-
<b>TOTAL EXPENDITURES</b>	<b>54,950</b>	<b>36,918</b>	<b>32</b>	<b>18,000</b>	<b>9,000</b>	<b>9,000</b>					

### FUNDING SCHEDULE (\$000s)

G.O. Bonds	48,628	34,823	-	14,005	5,085	9,000	-	-	-	-	-
Contributions	6,322	2,295	32	3,995	3,995	-	-	-	-	-	-
<b>TOTAL FUNDING SOURCES</b>	<b>54,950</b>	<b>36,918</b>	<b>32</b>	<b>18,000</b>	<b>9,000</b>	<b>9,000</b>					

← Amendment + \$2.0 million in FY19

### APPROPRIATION AND EXPENDITURE DATA (\$000s)

Appropriation FY 20 Approp. Request	6,500	Year First Appropriation	FY07
Cumulative Appropriation	48,617	Last FY's Cost Estimate	54,950
Expenditure / Encumbrances	-	Partial Closeout Thru FY18	1,500
Unencumbered Balance	48,617	New Partial Closeout	-
		Total Partial Closeout	1,500

### PROJECT DESCRIPTION

This project will provide facility modifications to support program offerings at schools that are not scheduled for capital improvements in the six-year CIP. These limited modifications to instruction and support spaces are needed to provide adequate space for new or expanded programs and administrative support space for schools that are not included in the revitalization/expansion program. An FY 2012 appropriation was approved to continue to provide facility modifications at various schools throughout the system. Facility modifications in FY 2013 and beyond will be determined based on the need for space modifications/upgrades to support new or modified program offerings. Due to fiscal constraints, expenditures requested in the Board of Education's FY 2011-2016 CIP for FYs 2013-2016 were removed by the County Council in the adopted FY 2011-2016 CIP. An FY 2013 appropriation was approved to renovate science laboratories at one high school and provide special education facility modifications for two elementary schools and two high schools. An FY 2014 appropriation was approved to continue to provide facility modifications and program improvements to various schools throughout the county. An FY 2015 appropriation was approved for modifications to schools due to special education program changes; science laboratory upgrades at secondary schools; space modifications for program requirements; as well as two specific one-time projects—the construction of an auxiliary gymnasium at Thomas Pyle Middle School and classroom modifications at the Whittier Woods Center to be used by Walt Whitman High School. An FY 2015 appropriation was approved for \$1.3 million for the installation of artificial turf at Winston Churchill High School. An FY 2016 appropriation was approved for modifications to schools due to special education program changes, space modifications for program requirements, and computer lab conversions at various schools throughout the county. An FY 2016 supplemental appropriation for \$45,410 was approved to begin the design of the artificial turf installation at Somerset Elementary School. An FY 2017 appropriation was approved, however, it was \$2.0 million less than the Board of Education's request and will fund program changes to address space deficits through building modifications. An FY 2017 supplemental appropriation of \$489,000 in contributions was approved for the installation of artificial turf at Somerset Elementary School. An FY 2017 supplemental appropriation of \$4.9 million in contributions was approved for the installation of artificial turf at Julius West Middle School, and Albert Einstein and Walt Whitman high schools. An FY 2018 appropriation was approved to continue this project. An FY 2019 appropriation was approved to continue to address modifications to schools due to special education program changes and space modifications for program requirements. The appropriation also will fund the reconfiguration of high school classroom spaces to provide additional science laboratories for schools that are overutilized and do not have sufficient space for science laboratory classes. Finally, the appropriation will fund the construction of a black box theatre at A. Mario Loiederman Middle School. An FY 2020 appropriation is requested to continue program and space modifications to schools.

### COORDINATION

Mandatory Referral - M-NCPPC, Department of Environmental Protection, Building Permits, Code Review, Fire Marshall, Department of Transportation, Inspections, Sediment Control, Stormwater Management, WSSC Permits

## Current Revitalizations/Expansions (P026575)

<b>Category</b>	Montgomery County Public Schools	<b>Date Last Modified</b>	11/28/18
<b>SubCategory</b>	Countywide	<b>Administering Agency</b>	Public Schools
<b>Planning Area</b>	Countywide	<b>Status</b>	Ongoing

	Total	FY 19	FY 20	FY 21	FY 22	FY 23	FY 24	FY 25	Exp'd 6 Years
<b>EXPENDITURE SCHEDULE (\$000s)</b>									
Planning, Design and Supervision	41,890	28,036	9,752	4,102	4,102	-	-	-	-
Site Improvements and Utilities	77,255	51,448	15,238	10,569	7,668	2,901	-	-	-
Construction	587,177	247,520	17,823	321,834	113,113	85,660	91,561	31,500	-
Other	18,520	33,872	(25,798)	10,448	3,538	6,908	-	-	-
<b>TOTAL EXPENDITURES</b>	<b>724,842</b>	<b>360,876</b>	<b>17,015</b>	<b>346,951</b>	<b>128,421</b>	<b>95,469</b>	<b>91,561</b>	<b>31,500</b>	-

	Total	FY 19	FY 20	FY 21	FY 22	FY 23	FY 24	FY 25	Exp'd 6 Years
<b>FUNDING SCHEDULE (\$000s)</b>									
G.O. Bonds	543,884	236,840	54,580	252,464	88,156	62,551	88,257	31,500	-
Recordation Tax	83,139	13,628	12,720	58,791	29,084	25,423	2,304	-	-
State Aid	58,331	40,180	(6,628)	24,779	24,779	-	-	-	-
Schools Impact Tax	36,735	85,445	(41,827)	12,917	5,422	7,485	-	-	-
Contributions	2,500	-	2,500	-	-	-	-	-	-
School Facilities Payment	209	41	168	-	-	-	-	-	-
Current Revenue: General	44	6,725	(6,881)	-	-	-	-	-	-
<b>TOTAL FUNDING SOURCES</b>	<b>724,842</b>	<b>362,839</b>	<b>15,032</b>	<b>346,951</b>	<b>128,421</b>	<b>95,469</b>	<b>91,561</b>	<b>31,500</b>	-

	FY 19	FY 20	FY 21	FY 22	FY 23	FY 24	FY 25	Exp'd 6 Years
<b>OPERATING BUDGET IMPACT (\$000s)</b>								
Maintenance	-	-	1,330	665	665	-	-	-
Energy	-	-	486	248	248	-	-	-
<b>NET IMPACT</b>	-	-	<b>1,826</b>	<b>913</b>	<b>913</b>	-	-	-

	FY 19	FY 20	FY 21	FY 22	FY 23	FY 24	FY 25	Exp'd 6 Years
<b>APPROPRIATION AND EXPENDITURE DATA (\$000s)</b>								
Appropriation FY 20 Approp. Request	-	7,500	-	-	-	-	-	-
Cumulative Appropriation	-	732,545	-	-	-	-	-	717,342
Expenditure / Encumbrances	-	-	-	-	-	-	-	29,514
Unencumbered Balance	-	732,545	-	-	-	-	-	-
								Total Partial Closeout 29,514

### PROJECT DESCRIPTION

This project combines all current revitalization/expansion projects as prioritized by the FACT assessments. An FY 2018 appropriation was approved for construction funds for Seneca Valley HS and Potomac, Maryvale/Carl Sandburg, and Luxmanor elementary schools and planning funds for Tilden/Rock Terrace and Eastern middle schools and Poolesville HS. With regards to Seneca Valley HS, this project will expand the existing school to accommodate 2,400 students. The enrollment at Seneca Valley HS is projected to be 1,499 students by the end of the six-year planning period. With a capacity of 2,400 seats, there will be approximately 900 seats available to accommodate students from Clarksburg and Northwest high schools when the project is complete. The Montgomery County Office of Legislative Oversight released a study in July 2015 regarding the MCPS revitalization/expansion program. Based on the report, MCPS reconvened the FACT review committee to update the FACT methodology used to rank schools. Since the approach to reassess and prioritize schools will continue into the development of the FY 2019-2024 CIP, the Board of Education approved an amendment to the Board of Education's Requested FY 2018 Capital Budget and Amendments to the FY 2017-2022 CIP to shift planning funds for four elementary school projects from FY 2018 to FY 2019. This shift in planning expenditures will not impact the completion dates for these projects. The County Council, in the adopted FY 2017-2022 Amended CIP approved the Board of Education's request. An FY 2019 appropriation was approved for the balance of funding for three elementary school projects and one high school project and construction funding for one middle school project. An FY 2020 appropriation and amendment to the adopted FY 2019-2024 CIP is requested to expand the scope of Career and Technology Education program at Seneca Valley High School during this construction project.

### DISCLOSURES

MCPS asserts that this project conforms to the requirement of relevant local plans, as required by the Maryland Economic Growth, Resource Protection and Planning Act.

### COORDINATION

Mandatory Referral - M-NCPPC, Department of Environmental Protection, Building Permits, Code Review, Fire Marshal Inspections, Department of Transportation, Sediment Control, Stormwater Management, WSSC Permits

**Facility Planning: MCPS**  
(P986553)

**Category** Montgomery County Public Schools **Date Last Modified** 11/27/18  
**SubCategory** Countywide **Administering Agency** Public Schools  
**Planning Area** Countywide **Status** Ongoing

	Total	FY 17	FY 18	Total to Date	FY 19	FY 20	FY 21	FY 22	FY 23	FY 24	Bonds	Others
<b>EXPENDITURE SCHEDULE (\$000s)</b>												
Planning, Design and Supervision	14,027	8,237	1,940	3,850	860	1,450	460	360	350	350	-	-
<b>TOTAL EXPENDITURES</b>	<b>14,027</b>	<b>8,237</b>	<b>1,940</b>	<b>3,850</b>	<b>860</b>	<b>1,450</b>	<b>460</b>	<b>360</b>	<b>360</b>	<b>360</b>	-	-

<b>FUNDING SCHEDULE (\$000s)</b>												
Current Revenue: General	7,885	6,077	-	1,608	480	660	138	110	100	100	-	-
G.O. Bonds	5,457	1,275	1,940	2,242	360	770	322	270	250	250	-	-
Recordation Tax	685	685	-	-	-	-	-	-	-	-	-	-
<b>TOTAL FUNDING SOURCES</b>	<b>14,027</b>	<b>8,237</b>	<b>1,940</b>	<b>3,850</b>	<b>860</b>	<b>1,450</b>	<b>460</b>	<b>360</b>	<b>360</b>	<b>350</b>	-	-

<b>APPROPRIATION AND EXPENDITURE DATA (\$000s)</b>					
Appropriation FY 20 Approp. Request		1,200		Year First Appropriation	FY96
Cumulative Appropriation		11,287		Last FY's Cost Estimate	13,277
Expenditure / Encumbrances		-			
Unencumbered Balance		11,287			

**PROJECT DESCRIPTION**

The facility planning process provides preliminary programs of requirements (PORs), cost estimates, and budget documentation for selected projects. This project serves as the transition stage from the master plan or conceptual stage to inclusion of a stand-alone project in the CIP. There is a continuing need for the development of accurate cost estimates and an exploration of alternatives for proposed projects. Implementation of the facility planning process results in realistic cost estimates, fewer and less significant cost overruns, fewer project delays, and improved life-cycle costing of projects. In the past, this project was funded solely by current revenue; however, as a result of new environmental regulation changes, design of site development concept plans must be done during the facility planning phase in order to obtain necessary site permits in time for the construction phase. Therefore, the funding sources shown on this PDF reflect the appropriate portions for both current revenue and GO bonds. An FY 2017 appropriation was approved for the preplanning for additions at one elementary school, one middle school, and two high schools, as well as preplanning for revitalization/expansions at four elementary schools, one middle school, and one high school. An FY 2018 appropriation was approved for the preplanning of five revitalization/expansion projects and the preplanning for an addition project, a new elementary school, the relocation of an existing school, and the reopening of a former closed high school. An FY 2019 appropriation was approved for the preplanning of four addition projects, the reopening of a high school, and the opening of a new high school and new elementary school. Also, the appropriation will fund two work studies. One to develop long-term growth plans for each cluster in the school system and identify best practices in other jurisdictions to bring a national perspective on educational facility planning trends to MCPS. The second will evaluate MCPS enrollment forecasting methodology and identify best practices that can inform the MCPS approach to enrollment projections going forward. An FY 2020 appropriation and amendment to the adopted FY2019-2024 CIP is requested to fund for the pre-planning of four elementary school addition projects and two middle school addition projects. Also, the appropriation will fund the continuation of the work with external consultants on the new enrollment forecasting methodology and the development of strategic long-range growth managements plans for all clusters.

**DISCLOSURES**

Expenditures will continue indefinitely.

# Outdoor Play Space Maintenance Project (P651801)

<b>Category</b>	Montgomery County Public Schools	<b>Date Last Modified</b>	11/28/18
<b>SubCategory</b>	Countywide	<b>Administering Agency</b>	Public Schools
<b>Planning Area</b>	Countywide	<b>Status</b>	Planning Stage

Year	2017	2018	2019	2020	2021	2022	2023	2024	2025	2026	2027	2028	2029	30 Years
------	------	------	------	------	------	------	------	------	------	------	------	------	------	----------

### EXPENDITURE SCHEDULE (\$000s)

	2017	2018	2019	2020	2021	2022	2023	2024	2025	2026	2027	2028	2029	30 Years
Planning, Design and Supervision	1,545	75	-	1,470	425	625	105	105	105	105	-	-	-	-
Construction	5,305	78	597	4,830	1,325	1,925	345	345	345	345	-	-	-	-
<b>TOTAL EXPENDITURES</b>	<b>6,850</b>	<b>153</b>	<b>597</b>	<b>6,100</b>	<b>1,750</b>	<b>2,550</b>	<b>450</b>	<b>450</b>	<b>450</b>	<b>450</b>	-	-	-	-

### FUNDING SCHEDULE (\$000s)

	2017	2018	2019	2020	2021	2022	2023	2024	2025	2026	2027	2028	2029	30 Years
G.O. Bonds	6,475	153	222	8,100	1,750	2,550	450	450	450	450	-	-	-	-
Current Revenue: General	375	-	375	-	-	-	-	-	-	-	-	-	-	-
<b>TOTAL FUNDING SOURCES</b>	<b>6,850</b>	<b>153</b>	<b>597</b>	<b>6,100</b>	<b>1,750</b>	<b>2,550</b>	<b>450</b>	<b>450</b>	<b>450</b>	<b>450</b>	-	-	-	-

### APPROPRIATION AND EXPENDITURE DATA (\$000s)

Appropriation FY 20 Approp. Request	2,550	Year First Appropriation	FY18
Cumulative Appropriation	2,500	Last FY's Cost Estimate	4,250
Expenditure / Encumbrances	-		
Unencumbered Balance	2,500		

### PROJECT DESCRIPTION

Many school sites, especially at the elementary school level, face site constraints and limitations due to school overutilization, the need to place relocatable classrooms on paved play and field areas, as well as site size and other conditions. Funds included in this project will allow MCPS to more fully integrate outdoor play areas into maintenance practices and create solutions when individual schools present challenges to a conventional approach. An amendment to the Board of Education's Requested FY 2018 Capital Budget and Amendments to the FY 2017-2022 Capital Improvements Program was approved to develop this pilot program to evaluate the outdoor program/play areas of MCPS schools, establish improved maintenance practices for these sites, and identify potential solutions to provide adequate and appropriate outdoor program/play areas, particularly at elementary schools with severely compromised sites. Also, the approved funds will address the outdoor program/play areas of four to six schools identified through the initial review of schools. It is anticipated that this pilot program will transform into a level of effort project to address this ongoing need. An FY 2019 appropriation was approved to continue this pilot program to address outdoor program/play areas for schools with site constraints and limitations due to school overutilization. An FY 2020 appropriation is requested to continue this project to address outdoor program/play areas, particularly at elementary schools with compromised sites. This appropriation also will fund needs related to maintenance and replacement of high school athletic fields, both artificial turf and natural grass fields.

# Planned Life Cycle Asset Repl: MCPS

(P896586)

Category: Montgomery County Public Schools Date Last Modified: 11/28/18  
 SubCategory: Countywide Administering Agency: Public Schools  
 Planning Area: Countywide Status: Ongoing

Category	SubCategory	Planning Area	Date Last Modified	Administering Agency	Status
Montgomery County Public Schools	Countywide	Countywide	11/28/18	Public Schools	Ongoing

## EXPENDITURE SCHEDULE (\$000s)

	2019	2020	2021	2022	2023	2024	2025	2026	2027	2028	2029	30 Year Total
Planning, Design and Supervision	13,247	4,947	-	8,300	1,500	2,000	900	900	1,500	1,500	-	-
Site Improvements and Utilities	13,645	10,945	-	2,700	500	500	350	350	500	500	-	-
Construction	125,460	75,460	-	50,000	8,000	12,500	6,750	6,750	8,000	8,000	-	-
<b>TOTAL EXPENDITURES</b>	<b>152,352</b>	<b>91,352</b>	-	<b>61,000</b>	<b>10,603</b>	<b>15,000</b>	<b>8,000</b>	<b>8,000</b>	<b>10,000</b>	<b>10,000</b>	-	-

## FUNDING SCHEDULE (\$000s)

	2019	2020	2021	2022	2023	2024	2025	2026	2027	2028	2029	30 Year Total
G.O. Bonds	132,720	71,720	-	61,000	10,000	15,000	8,000	8,000	10,000	10,000	-	-
Qualified Zone Academy Funds	13,482	13,482	-	-	603	-	-	-	-	-	-	-
Aging Schools Program	6,068	6,068	-	-	-	-	-	-	-	-	-	-
State Aid	102	102	-	-	-	-	-	-	-	-	-	-
<b>TOTAL FUNDING SOURCES</b>	<b>152,352</b>	<b>91,352</b>	-	<b>61,000</b>	<b>10,603</b>	<b>15,000</b>	<b>8,000</b>	<b>8,000</b>	<b>10,000</b>	<b>10,000</b>	-	-

*previously approved amendment*

## APPROPRIATION AND EXPENDITURE DATA (\$000s)

Appropriation FY 20 Approp. Request	15,000	Year First Appropriation	FY89
Cumulative Appropriation	104,833	Last FY's Cost Estimate	147,352
Expenditure / Encumbrances	-	Partial Closeout Thru FY18	2,903
Unencumbered Balance	104,833	New Partial Closeout	-
		Total Partial Closeout	2,903

## PROJECT DESCRIPTION

This project funds a comprehensive and ongoing plan to replace key facility and site components based on an inventory of their age and conditions. A comprehensive inventory of all such components has been assembled so that replacements can be anticipated and accomplished in a planned and orderly manner. Facility components included in this project are code corrections, physical education facility/field improvements, school facility exterior resurfacing, partitions, doors, lighting, media center security gates, bleachers, communication systems, and flooring. An FY 2017 appropriation was approved to address facility components in school facilities that have reached the end of their life-cycle. An FY 2017 supplemental appropriation of \$578,000 was approved through the state's QZAB program. An FY 2018 appropriation was approved to continue this project. An FY 2018 supplemental appropriation in the amount of \$604,000 was approved as part of the state's ASP program and \$603,000 was approved as part of the state's QZAB program. An FY 2019 appropriation was approved to continue this level of effort project. An FY 2020 appropriation and amendment to the adopted FY2019-2024 CIP is requested to address building systems such as physical education facility/field improvements, school facility exterior resurfacing, partitions, doors, lighting, bleachers, communication systems, and flooring. For a list of projects completed during the summer of 2018, see Appendix K of the Superintendent's Recommended FY 2020 Capital Budget and Amendments to the FY2019-2024 CIP.

## DISCLOSURES

Expenditures will continue indefinitely. MCPS asserts that this project conforms to the requirement of relevant local plans, as required by the Maryland Economic Growth, Resource Protection and Planning Act.

## COORDINATION

FY 2019 – Salaries and Wages: \$497K, Fringe Benefits: \$198K, Workyears: 6  
 FY 2020-2024 – Salaries and Wages: \$2.485M Fringe Benefits: \$990K, Workyears: 30

# Restroom Renovations (P056501)

<b>Category</b>	Montgomery County Public Schools	<b>Date Last Modified</b>	11/28/18
<b>SubCategory</b>	Countywide	<b>Administering Agency</b>	Public Schools
<b>Planning Area</b>	Countywide	<b>Status</b>	Ongoing

	Total	FY 2019	FY 2020	FY 2021	FY 2022	FY 2023	FY 2024	FY 2025	FY 2026	FY 2027	Beyond 6 Years
<b>EXPENDITURE SCHEDULE (\$000s)</b>											
Planning, Design and Supervision	6,080	1,505	-	4,575	775	1,150	550	550	775	775	-
Construction	37,896	14,273	497	22,925	3,225	5,350	2,950	2,950	4,225	4,225	-
<b>TOTAL EXPENDITURES</b>	<b>43,775</b>	<b>15,778</b>	<b>497</b>	<b>27,500</b>	<b>4,000</b>	<b>6,500</b>	<b>3,500</b>	<b>3,500</b>	<b>5,000</b>	<b>5,000</b>	<b>-</b>

<b>FUNDING SCHEDULE (\$000s)</b>											
G.O. Bonds	43,775	15,778	497	27,500	4,000	6,500	3,500	3,500	5,000	5,000	-
<b>TOTAL FUNDING SOURCES</b>	<b>43,775</b>	<b>15,778</b>	<b>497</b>	<b>27,500</b>	<b>4,000</b>	<b>6,500</b>	<b>3,500</b>	<b>3,500</b>	<b>5,000</b>	<b>5,000</b>	<b>-</b>

<b>APPROPRIATION AND EXPENDITURE DATA (\$000s)</b>			
Appropriation FY 20 Approp. Request	6,500	Year First Appropriation	FY05
Cumulative Appropriation	20,275	Last FY's Cost Estimate	40,775
Expenditure / Encumbrances	-		
Unencumbered Balance	20,275		

## PROJECT DESCRIPTION

This project will provide needed modifications to specific areas of restroom facilities. A study was conducted in FY 2004 to evaluate restrooms for all schools that were built or renovated before 1985. Ratings were based upon visual inspections of the existing materials and fixtures as of August 1, 2003. Ratings also were based on conversations with the building services managers, principals, vice principals, and staffs about the existing conditions of the restroom facilities. The numeric rating for each school was based on an evaluation method using a preset number scale for the assessment of the existing plumbing fixtures, accessories, and room finish materials. In FY 2010, a second round of assessments were completed, which included a total of 110 schools, including holding facilities. BY FY 2018 all 110 schools assessed were completed. An FY 2019 appropriation was approved for the next phase of this project. An FY 2020 appropriation and amendment to the adopted FY 2019-2024 CIP is requested to address restroom facilities throughout the school system including plumbing fixtures, accessories, and room finish materials.

# School Security Systems

(P928557)

<b>Category</b>	Montgomery County Public Schools	<b>Date Last Modified</b>	11/26/18
<b>SubCategory</b>	Countywide	<b>Administering Agency</b>	Public Schools
<b>Planning Area</b>	Countywide	<b>Status</b>	Ongoing

### EXPENDITURE SCHEDULE (\$000s)

Planning, Design and Supervision	3,985	2,000	-	1,985	550	550	500	275	70	40	-
Construction	47,833	18,448	184	30,823	2,000	12,302	10,208	5,443	814	358	-
<b>TOTAL EXPENDITURES</b>	<b>51,818</b>	<b>18,448</b>	<b>184</b>	<b>32,908</b>	<b>2,550</b>	<b>12,852</b>	<b>10,708</b>	<b>5,718</b>	<b>884</b>	<b>398</b>	<b>-</b>

### FUNDING SCHEDULE (\$000s)

G.O. Bonds	47,332	14,404	20	32,908	2,550	12,852	10,708	5,718	884	398	-
State Aid	4,186	4,042	144	-	-	-	-	-	-	-	-
<b>TOTAL FUNDING SOURCES</b>	<b>51,518</b>	<b>18,446</b>	<b>164</b>	<b>32,908</b>	<b>2,550</b>	<b>12,852</b>	<b>10,708</b>	<b>5,718</b>	<b>884</b>	<b>398</b>	<b>-</b>

### APPROPRIATION AND EXPENDITURE DATA (\$000s)

Appropriation FY 20 Approp. Request	13,002	Year First Appropriation	FY92
Cumulative Appropriation	21,180	Last FY's Cost Estimate	23,510
Expenditure / Encumbrances	-		
Unencumbered Balance	21,180		

### PROJECT DESCRIPTION

This project addresses four aspects of security throughout MCPS, and will serve to protect not only the student and community population, but also the extensive investment in educational facilities, equipment, and supplies in buildings. An FY 2009 appropriation was approved to provide additional funding for new initiatives for the school security program. The initiatives include design and installation of Closed Circuit Television (CCTV) camera systems in all middle schools, the replacement of existing outdated analog CCTV camera systems in all high schools, the installation of a visitor management system in all schools, and the installation of a visitor access system at elementary schools. An FY 2010 appropriation was approved to continue this project. An FY 2011 appropriation was approved to continue the roll out of the new initiatives that began in FY 2009. An FY 2012 appropriation was approved to continue this project. An FY 2013 appropriation was approved to continue the roll out the school security program initiative. An FY 2013 supplemental appropriation was approved to accelerate \$364,000 from FY 2014 to FY 2013 to allow for the installation of access control systems in the remaining 26 elementary schools, with a completion date of July 2013. An FY 2014 appropriation was approved to continue this project. An FY 2014 supplemental appropriation and amendment to the FY 2013-2018 CIP was approved to implement the state's School Security Initiative. The supplemental appropriation approved \$4.186 million from the state as well as \$1.674 million from the county to provide additional security technology at schools as well as minor modifications to enhance security. Anticipated completion date for the initiative is summer 2014. An FY 2019 appropriation was approved to replace/upgrade and install security technology at various schools throughout the system. In addition, the appropriation will fund facility modifications at certain schools to enhance entrance security. An FY 2020 appropriation and amendment to the adopted FY2019-2024 CIP is requested to address technology upgrades to various existing security systems, as well as provide secure entrance vestibules and guided building access for schools that currently do not have these features.

### FISCAL NOTE

State Reimbursement: not eligible

### DISCLOSURES

MCPS asserts that this project conforms to the requirement of relevant local plans, as required by the Maryland Economic Growth, Resource Protection and Planning Act.