



**Committee:** E&C  
**Committee Review:** N/A  
**Staff:** Keith Levchenko, Senior Legislative Analyst  
**Purpose:** To make preliminary decisions – straw vote expected  
**Keywords:** #MCPSCIP and Public School Construction

AGENDA ITEM #1  
 May 4, 2020  
**Worksession**

## SUBJECT

FY21-26 Capital Improvements Program: Montgomery County Public Schools (MCPS)

## EXPECTED ATTENDEES

- Shebra Evans, Chair, Board of Education
- Dr. Jack Smith, Superintendent of Schools
- Essie McGuire, Associate Superintendent of Operations, MCPS
- Seth Adams, Director, Department of Facilities Management, MCPS
- Adrienne Karamihas, Director, Division of Capital Planning, MCPS
- Mary Beck, CIP Manager, OMB
- Veronica Jaua, Fiscal and Policy Analyst, OMB

## FISCAL SUMMARY

	Six-Year Total	FY19	FY20	FY21	FY22	FY23	FY24	FY25	FY26	Beyond 6-Years
<b>FY19-24 Amended</b>	<b>1,744,008</b>	283,520	305,131	316,873	291,878	275,675	270,931			109,841
<b>FY21-26 Agency Request</b>	<b>1,818,197</b>			378,133	388,830	374,062	334,765	217,977	124,430	80,000
change from amended	74,189 4.3%			61,260	96,952	98,387	63,834			(29,841)
<b>FY21-26 CE Rec</b>	<b>1,714,419</b>			316,873	296,032	281,439	277,668	284,977	257,430	80,000
change from amended (\$,%)	(29,589) -1.7%			-	4,154	5,764	6,737			(29,841)
change from Agency Req (\$,%)	(103,778) -5.7%			(61,260)	(92,798)	(92,623)	(57,097)	67,000	133,000	-
<b>Council Staff Rec.</b>	<b>1,767,141</b>			362,981	314,006	324,557	338,548	255,420	171,629	27,278
change from amended (\$,%)	23,133 1.3%			46,108	22,128	48,882	67,617			(82,563)
change from Agency Req (\$,%)	(51,056) -2.8%			(15,152)	(74,824)	(49,505)	3,783	37,443	47,199	(52,722)
change from CE Rec (\$,%)	52,722 3.1%			46,108	17,974	43,118	60,880	(29,557)	(85,801)	(52,722)

- The Board's FY21-26 request totals \$1.82 billion. This is \$74.2 million (or 4.3 percent) higher than the FY19-24 amended CIP of \$1.74 billion.
- The County Executive's Recommended FY21-26 CIP represents a slight decrease (-\$29.6 million or -1.7 percent) from the FY19-24 Amended CIP. However, this represents lower six-year funding (-\$103.8 million, - 5.7 percent) than the Board's request; and substantially less (-\$303.8 million) than the Board request in the first four years. Most of the reductions assumed by the County Executive are included in an MCPS: Affordability Reconciliation project.
- Council Staff's recommendation (\$1.77 billion over six-years) includes assuming a portion of MCPS's "non-recommended" reductions (see discussion below). *NOTE: All preliminary CIP actions taken by the Council will be subject to final reconciliation in mid-May.*

## ISSUES

- **County Executive's March 16 CIP Amendments for MCPS (Four projects, see @X for more information)**
  - MCPS' Relocatable Classrooms Supplemental/Amendment: Approved by the Council on April 14, 2020
  - Funding Switches to Two Projects (Technology Modernization and MCPS Funding Reconciliation) to reflect latest revenue assumptions: Council Staff recommends assuming these changes as part of the Council's CIP reconciliation process
  - MCPS Affordability Reconciliation project: Assumes \$1.6 million more in current revenue reductions in the MCPS CIP. Final decisions regarding current revenue reductions in the MCPS CIP and elsewhere will be made during reconciliation.
- **County Executive's January 15 Recommended CIP for MCPS**
  - E&C Committee concurred with several technical adjustments (see Project Review attachment)
  - In response to the County Executive's "Affordability Reconciliation" project, the E&C Committee Chair asked MCPS to develop a list of "non-recommended" reductions that would bring the MCPS CIP in line with the recommended expenditures in the County Executive's Recommended CIP.
- **State Aid**
  - FY21 State Aid: The County Executive assumed \$58.7 million in FY21. Actual State aid approved is \$54.1 million (\$4.6 million less)
  - FY22-FY26: The General Assembly approved legislation making available \$420 million in additional State aid to MCPS over the next ten years.
    - Given the current Covid-19 emergency, there is some uncertainty about whether timing of the new State aid could be affected.
    - MCPS will still need to provide a local match consistent with Interagency Commission on School Construction (IAC) requirements
    - Per State law, MCPS will need to bid projects with prevailing wage provisions in order to increase its State aid eligibility per project beyond 24.9%. MCPS estimates this change could increase project costs by 10% or more. However, additional State aid for each project should offset these costs.
    - It is difficult to predict eligibility levels out more than a couple of years. Further work by OMB, MCPS, and Council Staff is needed to determine what State aid levels should be assumed in FY22 and beyond.
- **MCPS' "Non-Recommended: Reductions:** Council Staff recommends the Council preliminarily approve all these reductions for now, except for the one-year deferrals of the Crown HS, Northwood HS Addition/Facility Upgrade, and Woodward HS Reopening projects. These three projects may still need to be deferred as part of final CIP reconciliation.
- **Project Review:** No additional changes (beyond those noted above) are recommended to any other MCPS projects at this time. However, projects are still subject to final CIP reconciliation in early May.

- **Impact of COVID-19:** MCPS staff have noted that some projects may face production delays as a result of the current COVID-19 emergency. These issues will be further reviewed as part of CIP reconciliation.

**This report contains:**

• Council Staff Report	Pages 1-24
• Enrollment and Demographic Trends	Page 1
• March 16, 2020 County Executive Amendments	Page 2
• MCPS CIP Fiscal Summary and CE Recommendations	Page 3
• State Aid for School Construction	Page 4-5
• MCPS “Non-Recommended” Reductions	Page 6-7
• Subdivision Staging Policy (SSP) Summary	Page 8-12
• Project Review	Page 13-24
• MCPS 2/24 Presentation on Enrollment & Demographics and the MCPS CIP	Pages 25-32
• County Executive’s FY21-26 Recommended CIP (MCPS Excerpt)	Pages 33-86
• Board of Education’s Proposed FY21-26 CIP (Excerpts)	Pages 87-139
• Board of Education President’s Transmittal Letter	Page 87-91
• Project Expenditures Summary Table	Page 92
• State Aid Request Summary Table	Page 93
• Project Description Forms	Pages 94-139
• 2/7/2020 Letter from Councilmember Rice to BOE Chair Evans	Pages 140-141
• 3/4/2020 Letter from Chair Evans to Council President Katz	Page 142-144
• Non-Recommended Reduction Changes by Project and Fiscal Year	Page 145
• Planning Department Memo (Excerpt - Impact of project delays on the SSP)	Pages 146-148
• Capacity Utilization Tables	Pages 149-152
• Infrastructure Task Force Report (MCPS Excerpt)	Pages 153-154

**Links to additional information:**

- The Superintendent’s FY21-26 Recommended CIP: :  
[http://gis.mcpsmd.org/cipmasterpdfs/CIP21\\_EntireBook.pdf](http://gis.mcpsmd.org/cipmasterpdfs/CIP21_EntireBook.pdf)
- The Board of Education’s FY21-26 Proposed CIP:  
[http://gis.mcpsmd.org/cipmasterpdfs/CIP21\\_BOECIP.pdf](http://gis.mcpsmd.org/cipmasterpdfs/CIP21_BOECIP.pdf)
- The County Executive’s Recommended FY21-26 CIP (MCPS Excerpt):  
<https://www.montgomerycountymd.gov/OMB/Resources/Files/omb/pdfs/fy21/ciprec/MontgomeryCountyPublicSchools.pdf>
- The County Executive’s March 16 FY21-26 CIP Amendment Transmittal:  
[https://montgomerycountymd.gov/OMB/Resources/Files/omb/pdfs/fy21/cipamend/CIPAMEND\\_ALL\\_MAR15\\_FINAL.pdf](https://montgomerycountymd.gov/OMB/Resources/Files/omb/pdfs/fy21/cipamend/CIPAMEND_ALL_MAR15_FINAL.pdf)
- Education and Culture (E&C) Committee Council Staff Report for February 24, 2020:  
[https://www.montgomerycountymd.gov/council/Resources/Files/agenda/cm/2020/20200224/20200224\\_EC2.pdf](https://www.montgomerycountymd.gov/council/Resources/Files/agenda/cm/2020/20200224/20200224_EC2.pdf)

**Alternative format requests for people with disabilities.** If you need assistance accessing this report you may [submit alternative format requests](#) to the ADA Compliance Manager. The ADA Compliance Manager can also be reached at 240-777-6197 (TTY 240-777-6196) or at [adacompliance@montgomerycountymd.gov](mailto:adacompliance@montgomerycountymd.gov)

# **Council Staff Report: MCPS FY21-26 Proposed CIP**

## **April 30, 2020**

### **Enrollment and Demographic Trends**

#### **Enrollment**

Enrollment changes are one of the biggest drivers of both the Operating Budget and CIP for MCPS. From a CIP perspective, enrollment increases drive an immediate need for relocatable classrooms and consideration for additional permanent classrooms and core space improvements.

Last year, MCPS began using a new enrollment projection methodology based on a system developed with the assistance of a consultant. As noted at the E&C Committee last year, this new methodology looks at enrollment projections by school and utilizes multiple projection models, including average percentage increase, students per household, linear regression, and cohort survival. Actual enrollment data is used to see how predictive each of these models would have been and the models are then projected out into future years. Weights are assigned to each model to come up with a projection. For more background, please see Appendix C-2 of the Superintendent's Recommended FY2021 Capital Budget and the FY21-2026 Capital Improvements Program.

At the February 24 E&C Committee meeting, Adrienne Karamihas, Director of the Division of Capital Programming in the Department of Facilities Management, provided a presentation on enrollment and demographic trends and forecasts (see attached slides). Some summary information is noted below:

- Official (September 30) enrollment for the 2019-20 schoolyear is 165,267 students. This is 2,587 students more than the 2018-19 official enrollment and higher by 1,828 students than the number projected for 2019-20 at this time last year. Last year, MCPS experienced an increase of 1,134 students from the prior year.
- Based on the preliminary enrollment totals for the 2019-20 schoolyear (as presented in the Superintendent's Recommended CIP; see ©75), enrollment is expected to flatten out at the elementary school level (-376 students), increase at the middle school level (+1,651), and climb most sharply at the high school level (+4,605) through the six-year period.
- Birthrates are down slightly the past few years (2015 through 2018) but are still at historically high levels (11,538 in 2018) and are a major reason why a larger drop in elementary school enrollment is not projected.
- Overall enrollment is expected to climb to 171,319 (6,052 students above official 2019-20 enrollment) through the 2025-26 schoolyear.

This continuing trend of significant year-to-year growth in enrollment has resulted in major long-term projected school space needs throughout the County. The Board of Education's Proposed CIP includes a number of new and ongoing capacity projects (as well as "Rev/Ex" and "Major Capital Projects" involving additional classroom capacity) (see CIP project list on ©73).

#### **Race/Ethnic and Economic Diversity**

Ms. Karamihas also talked about the ongoing demographic changes in the student population, including racial/ethnic trends (including ESOL), as well as the continued high rate (33.4 percent in 2018) of student eligibility for free and reduced meals (FARMS).



## March 16, 2020 County Executive Amendments

On March 16, along with his transmittal of his FY21 Recommended Operating Budget, the County Executive also transmitted a package of CIP amendments. The amendments affecting the MCPS CIP are summarized on Table #1 below:

**County Executive's March 16 CIP Amendments**

Project	Six-Year Change in Expenditures in (000s)*	Recommended Action
Relocatable Classrooms		Assume the Board of Education's FY21-26 Proposed CIP and FY20 special appropriation and amendment
MCPS CIP Affordability Reconciliation	(1,616)	Reduce Current Revenue within the MCPS CIP (beyond the January 15 reductions)
Technology Modernization	-	Increase Recordation Tax funding and reduce Current Revenue funding by \$5.7m over 6 years
MCPS Funding Reconciliation	-	Increase School Impact Tax funding by \$9.86 million over six-years and Reduce Recordation Tax and GO Bond Funding.

\*From January 15 CE Recommendation

The Relocatable Classrooms amendment was approved by the Council on April 14.

The changes in the Technology Modernization and MCPS Funding Reconciliation projects are funding switches only and reflect the County's latest revenue assumptions (with an increase in School Impact Tax funding of \$9.9 million now reflected). **Council Staff recommends assuming these changes as part of the Council's CIP reconciliation process.**

The MCPS Affordability Reconciliation amendment assumes \$4.62 in undesignated Current Revenue reductions from within the MCPS CIP (This reduction is \$1.62 million more than what was assumed on January 15 (\$3.0 million). **Council Staff recommends assuming this current revenue change for now. However, final decisions on the Technology Modernization project (the largest current revenue-funded project in the MCPS CIP) will be made in the context of the MCPS Operating Budget.**

## MCPS CIP Fiscal Summary and County Executive Recommendations

The following table presents six-year and annual totals for the latest (i.e., Amended) FY19-24 CIP, the FY21-26 Board request, and the County Executive's recommendations.

### FY21-26 versus Amended FY19-24 Expenditures (in 000's)

	Six-Year	FY19	FY20	FY21	FY22	FY23	FY24	FY25	FY26
<b>FY19-24 Amended</b>	<b>1,744,008</b>	<b>283,520</b>	<b>305,131</b>	<b>316,873</b>	<b>291,878</b>	<b>275,675</b>	<b>270,931</b>		
<b>FY21-26 Board Request</b>	<b>1,818,197</b>			<b>378,133</b>	<b>388,830</b>	<b>374,062</b>	<b>334,765</b>	<b>217,977</b>	<b>124,430</b>
change from amended	74,189	4.3%		61,260	96,952	98,387	63,834		
<b>FY21-26 CE Rec</b>	<b>1,714,419</b>			<b>316,873</b>	<b>296,032</b>	<b>281,439</b>	<b>277,668</b>	<b>284,977</b>	<b>257,430</b>
change from amended	(29,589)	-1.7%		-	4,154	5,764	6,737		
change from Board Request	(103,778)	-5.7%		(61,260)	(92,798)	(92,623)	(57,097)	67,000	133,000

The MCPS FY21-26 Proposed CIP includes 46 projects, including 5 new individual school projects. The Board's FY21-26 request totals \$1.82 billion. This level of funding is \$74.2 million (or 4.3 percent) higher than the FY19-24 amended CIP of \$1.74 billion.

The County Executive's Recommended FY21-26 CIP represents a slight decrease (-\$29.6 million or -1.7 percent) from the FY19-24 Amended CIP. However, this represents substantially lower funding (-\$103.8 million or -5.7 percent) than the Board's request.

**At the E&C Committee's February 24 meeting, Council Staff went through the County Executive's specific expenditure/funding technical adjustments (discussed later) and recommended approval of those changes.**

As in past years, for the six-year CIP period, the Executive does not provide a breakdown by project of which approved or Board proposed project expenditures he recommends reducing, deferring, or removing to get to his overall expenditure totals for MCPS. The Executive only provides macro level expenditure assumptions (Affordability Reconciliation) and funding assumptions (Funding Reconciliation). The Affordability Reconciliation project represents the reductions in General Obligation (G.O.) Bond funding and current revenue needed to bring the Board's Proposed CIP in-line with the County Executive's macro spending assumptions. These numbers are discussed in more detail as part of the discussion of MCPS' list of "non-recommended reductions."

## State Aid for School Construction

State aid assumptions are a major issue with regard to CIP reconciliation this year.

The Executive's Recommended Budget assumes \$58.7 million in each of the next six years (the same as awarded in FY20). In FY20, \$32.8 million came from the regular state aid for school construction pot. Another \$25.9 million of the total came in formula-based funding from the "Capital Grant Program for Local School Systems with Significant Enrollment Growth" (or EGRC) fund (established during the 2015 legislative session). However, about \$14 million of this FY20 grant amount was in one-time dollars added to the grant by the State Legislature last year.

While MCPS has requested \$110.4 million in FY21 (as detailed on ©38), up until the EGRC fund was created, the County typically received \$30 to \$40 million per year, as shown in the following table.

**State Aid for School Construction  
FY10-FY20 (in millions)**

<b>Fiscal Year</b>	<b>LEA Requests</b>	<b>Statewide Allocation</b>	<b>MCPS Request</b>	<b>% of Statewide Approved</b>	<b>Allocation</b>	<b>EGRC Funding</b>	<b>Total Award</b>
FY10	\$766.0	\$266.7	\$113.9	\$28.4	10.6%		\$28.4
FY11	\$729.1	\$263.7	\$139.1	\$30.2	11.5%		\$30.2
FY12*	\$612.3	\$311.6	\$163.5	\$42.0	13.5%		\$42.0
FY13	\$576.3	\$347.9	\$184.5	\$43.1	12.4%		\$43.1
FY14	\$684.0	\$320.8	\$149.2	\$35.1	10.9%		\$35.1
FY15	\$643.1	\$318.8	\$162.9	\$40.0	12.5%		\$40.0
FY16	\$569.9	\$318.2	\$148.0	\$39.8	12.5%	\$5.8	\$45.6
FY17	\$599.1	\$325.0	\$150.0	\$38.4	11.8%	\$11.7	\$50.1
FY18	\$693.9	\$323.5	\$119.1	\$37.4	11.6%	\$21.8	\$59.2
FY19	\$693.9	\$323.5	\$119.1	\$33.8	10.4%	\$25.9	\$59.7
FY20	\$751.1	\$280.0	\$110.4	\$32.8	11.7%	\$25.9	\$58.7
FY21**	\$751.1	\$280.0	\$110.4	\$31.8	11.4%	\$22.3	\$54.1

\*For FY12, \$47.5 million in alcohol beverage sales and use tax proceeds (HB1213) is included in the statewide allocation totals. MCPS received an additional \$9.0 million from these proceeds.

\*\*Statewide allocation for FY20 reflects the Governor's Recommended Budget

Each year is very competitive, with statewide requests generally totaling two to three times the budgeted funds. For FY21 Montgomery County was allocated \$28.1 million as part of the Interagency Committee on School Construction (IAC) "90 percent" allocation. Based on IAC worksheets, another \$3.7 million is assumed for Montgomery County. In addition, MCPS received \$22.3 million from the FY21 EGRC fund. This EGRC amount includes a one-time \$8.0 million bump in funding but is still down slightly from past years based on revised formulas. In total, the FY21 award is expected to be \$54.1 million. This amount is \$4.6 million less than the Executive's assumed amount in his Recommended CIP. Going forward, OMB estimates a regular+EGRC State aid baseline for MCPS of approximately \$45 million.

Legislation was approved in the recent State legislative session to increase the statewide allocation with a large infusion of new funding beginning in FY22. Under this new legislation, MCPS has been allocated an additional \$420 million over ten years beginning in FY22 (above and beyond what is currently being received). However, OMB, MCPS, and Council Staff are still reviewing the impact of

these new dollars and the eligibility and matching requirement implications. A major concern is that any new State school construction dollars allocated to the County need to result in a higher percentage of State aid per project than MCPS is now getting (typically 20 to 25% currently). Otherwise, the local match requirement for the additional State aid will be problematic under the County's Spending Affordability assumptions.

One issue affecting the percentage of State aid per project is State law which requires any school construction project receiving 25 percent or more in State aid to be subject to prevailing wage requirements. To date, given how State aid for school construction has been allocated in recent years, MCPS has found that based on its estimates for the cost-differential to build projects under prevailing wage is higher than the additional State aid MCPS might receive for a given project. Also, since MCPS has been forward funding school projects there has always been more than enough eligibility to cover what the State would award to MCPS. Therefore, the best financial course of action to date has been to not utilize prevailing wages for its projects and seek to get to as close to 25 percent as it can.

However, with the large pot of State aid becoming available for MCPS beginning in FY22, substantially increasing the ratio of State aid per project well beyond 25 percent will be critical to increasing MCPS' eligibility while keeping the local match manageable within the County's spending affordability guidelines. Therefore, going forward, MCPS will likely need to construct projects under prevailing wage conditions. **For projects beginning construction in FY22 and beyond, Council Staff recommends assuming prevailing wage conditions in the costs for these projects. Increased State aid will be assumed to offset these increases. In terms of how much more State aid to show in these years (above prevailing wage costs), further work with OMB and MCPS is needed. Final decisions can be made as part of CIP reconciliation.**

## MCPS “Non-Recommended” Reductions

Given the difficulty in funding the MCPS CIP at the level proposed by the Board, as well as uncertainty regarding any additional State aid that may be forthcoming, Education and Culture Committee Chairman Rice transmitted a letter to Board of Education President Evans seeking a list of “non-recommended reductions” that would align the Board’s Proposed CIP with the County Executive’s assumed totals. **Chairman Rice asked MCPS to provide this package to the Committee by no later than March 12 so that the Committee can take this issue up at its March 26 Committee meeting.**

This “non-recommended” reduction process has been a common approach used by the Council in recent years to assist with CIP reconciliation. The Education and Culture Committee can discuss these non-recommended reductions and consider how best to prioritize any potential restorations of Board proposed projects. Ultimately, the Council will need to reconcile the entire CIP in early May based on all expenditure and funding changes recommended by the various committees, final revisions to local revenue sources (such as impact taxes and recordation taxes), and final decisions from the State with regard to State aid for school construction awarded to MCPS in FY21 and State aid MCPS can expect for future years.

On February 27 the Board of Education discussed a package of non-recommended reductions developed by MCPS Staff. No vote was taken since the Board continues to support the original FY21-26 MCPS CIP as proposed back in December 2019. MCPS later transmitted this package to the Council.

The table below summarizes the Board’s Proposed CIP, the County Executive’s affordability reconciliation, MCPS’ total non-recommended reductions and the resulting MCPS CIP that would ensue if all of the reductions were adopted by the Council.

Non-Recommended Reductions								
	Six-Year	FY21	FY22	FY23	FY24	FY25	FY26	Beyond 6Y
Board Proposed CIP	1,818,197	378,133	388,830	374,062	334,765	217,977	124,430	80,000
CE's Affordability Reconciliation	(100,268)	(57,750)	(92,798)	(92,623)	(57,097)	67,000	133,000	-
MCPS Non-Rec Reductions	(102,513)	(57,843)	(90,806)	(86,300)	(55,741)	73,805	114,372	75,222
difference	(2,245)	(93)	1,992	6,323	1,356	6,805	(18,628)	75,222
Revised MCPS CIP with NRR	1,715,684	320,290	298,024	287,762	279,024	291,782	238,802	155,222

As shown in the table, MCPS’ non-recommended reductions exceed the six-year reduction goal by about \$2.2 million. The FY21 goal is also met. The FY22, FY23, and FY24 reductions are less than the County Executive’s affordability reductions. However, if adopted, these non-recommended reductions would bring the MCPS CIP very close to balanced based on the Council’s January spending affordability assumptions.

The specific reductions assumed by MCPS are presented in the table below.

<b>MCPS' Non-Recommended Reductions - Changes by Project</b>		
<b>Project</b>	<b>Six-Year</b>	<b>Comment</b>
Clarksburg Cluster ES #9	0	One-Year Delay: Completion moved to September 2023
DuFief ES Addition/Facility Upgrade	0	One-Year Delay: Completion moved to September 2023
Crown HS	(35,000)	One-Year Delay: Completion moved to September 2026 - SSP Impact
Northwood HS Addition/Facility Upgrade	(9,254)	One-Year Delay: Completion moved to September 2026 - SSP Impact
Woodward HS Reopening	(8,468)	One-Year Delay: Completion moved to September 2026 - SSP Impact
William Tyler Page ES Addition - New Project	0	Completion in September 2024 (BOE request is September 2023)
Magruder HS - Major Capital Projects	(22,500)	Completion in September 2027 (BOE request is completion in September 2026)
Bethesda ES Addition - New Project	0	Completion in September 2025 (BOE request is September 2023)
Maryvale ES/Sandburg Build-Out (Current Rev/Ex)	(4,400)	Costs for Shell Buildout Removed (BOE request is completion in September 2021)
Westbrook ES Addition - New Project	(4,391)	Costs for Shell Buildout Removed (BOE request is completion in September 2021)
Watkins Mill HS (Early Childhood Center) - New Project	(13,500)	Costs Removed (BOE request is completion in September 2022)
HVAC/Electrical Replacement	(5,000)	FY23 and FY24 proposed increases removed
Gaithersburg Cluster ES #8		Technical Adjustments
Major Capital Projects - Elementary		Technical Adjustments
<b>Total Changes</b>	<b>(102,513)</b>	

The major changes include delaying five ongoing individual school projects by one year, one new individual school project one year, and one new major capital project (Magruder HS) by one year. The new Bethesda ES Addition and William Tyler Page Addition projects would be completed later than proposed. The proposed Watkins Mill HS Early Childhood Center would be deleted as would be the new funding for the buildouts of shell space at Maryvale ES/Sandburg and Westbrook ES (within their existing projects). Proposed increases in HVAC expenditures in FY23 and FY24 would also be deleted. Two technical adjustments are also noted: for Gaithersburg Cluster ES #8 and Major Capital Projects – Elementary.

### **Council Staff Prioritization of Non-Recommended Reductions**

**Council Staff recommends that the technical adjustments noted above can be taken, since they do not have an impact on project scope or timing.**

**Council Staff also recommends removing the proposed increase in HVAC expenditures in FY23 and FY24. This project would still see large increases from the Approved FY19-24 CIP in FY21 and FY22 and FY25 and FY26. In fact, this project may need to be revisited again later as part of final reconciliation.**

**Council Staff recommends that the remaining non-recommended reductions, except for the Crown, Northwood, and Woodward HS projects be taken as well. If the Council has the fiscal room to add back some of these non-recommended reductions (perhaps from increased State aid assumptions in FY22 and beyond), Council Staff believes that the highest priority for restoration should be previously approved projects which address major school capacity needs and/or infrastructure needs; which these three high school projects do. These projects (and the Subdivision Staging Policy implications) are discussed in more detail in the Subdivision Staging Policy writeup.**

Even with the non-recommended reductions taken, the FY21-26 MCPS CIP would still provide for inclusion of a number of new projects (and/or changes in project scope), although on schedules later than previously proposed by the Board.

## SUBDIVISION STAGING POLICY (SSP) SUMMARY

The Subdivision Staging Policy School Test looks at projected enrollment and capacity at the beginning of the 6<sup>th</sup> school year of the CIP period.

For the Amended FY19-24 CIP approved last year, the test period was September 2024. For the FY21-26 CIP currently under review, the test period is September 2025. The test includes calculations involving the 25 high school clusters at each school level (elementary, middle, and high school) as well as calculations for each individual middle and elementary school. For the cluster level test, the Northeast Consortium schools and the Downcounty Consortium schools are divided into their home high school areas.

A development moratorium (in which the Planning Board must not approve a residential subdivision in that cluster or school area during the upcoming fiscal year) is triggered in a particular cluster or in an individual school's assignment area under the following circumstances:

- **Projected cluster utilization for the test period is over 120 percent at one or more school levels.**
- **Projected utilization for the test period at a specific middle or elementary school is over 120 percent AND the seat deficit thresholds at the school are at or above 180 seats for a middle school or 110 seats for an elementary school.**

A development moratorium can also occur during a fiscal year, if the estimated student generation from a new subdivision would push a cluster or school assignment area above the limits noted above.

A development moratorium can be avoided if approved projects in other clusters and/or school reassignments are identified as providing enough capacity to the cluster or school area prior to the 6<sup>th</sup> school year in the CIP. Moratoriums can also be avoided through the approval of cluster-wide or specific school solution projects (see next section).

### Subdivision Staging Policy (SSP) FY20 Test

Currently, there are four school clusters and 13 individual school assignment areas which are under moratorium under the FY20 SSP test (test year 2024-25). These include:

- Montgomery Blair Cluster
- James H. Blake Cluster
- Albert Einstein Cluster
- Walter Johnson Cluster
- Burning Tree ES
- Burnt Mills ES
- Clopper Mill ES
- Cloverly ES
- Farmland ES
- Highland View ES
- Lake Seneca ES

- Thurgood Marshall ES
- William T. Page ES
- Judith A. Resnick ES
- Sargent Shriver ES
- South Lake ES
- Stonegate ES

The Quince Orchard and Richard Montgomery Clusters avoided moratorium due to the planned completion of the Crown High School (with enough students allocated from those two clusters to bring those clusters below the 120 percent threshold).

Three individual school areas were kept open conditionally as a result of “solution” projects, added to the CIP by the Council as amendments to the FY19-24 CIP. These projects are discussed below.

### Approved Cluster/School Solution Projects

The Approved FY19-24 CIP as amended includes three “school/cluster solution”<sup>1</sup> projects. No new solution projects are assumed (at this time) in the FY21-26 CIP. The following table presents the preliminary FY21 SSP test for each of the three current approved cluster solution projects and how the Board of Education’s Proposed CIP deals with these projects:

Board of Education Proposals Regarding the FY19-24 Amended CIP Solution Projects				
Cluster	FY26 w/o Placeholder	Placeholder Seats Added	Result	Comment
<b>Bethesda ES Solution</b>				<b>Approved:</b> 6 classrooms funded to provide space to address deficit at Bethesda ES.
ES Enrollment	736		736	
School Capacity	560	138	698	
seats available (deficit)	(176)		(38)	
utilization rate	131.4%		105.4%	<b>BOE Proposed: Remove solution project.</b> Add Bethesda ES Addition project (9 classrooms). Also planning dollars for a Bethesda-Chew Chase/Walter Johnson Clusters ES.
<b>FY21 SSP Test: Fails w/o new project.</b>				
<b>Somerset ES Solution</b>				<b>Approved:</b> 4 classrooms funded to provide space to address deficit at Somerset ES.
ES Enrollment	593		593	
School Capacity	515	92	607	
seats available (deficit)	(78)		14	
utilization rate	115.1%		97.7%	<b>BOE Proposed: Remove solution project.</b> Add Westbook ES Addition project to address overutilization at Somerset ES.
<b>FY21 SSP Test: Passes test without placeholder.</b>				
<b>Francis Scott Key MS Solution</b>				<b>Approved:</b> 4 classrooms funded to provide space to address deficit at Key MS.
Middle School Enrollment	1,053		1,053	
Middle School Capacity	960	100	1,060	
seats available (deficit)	(93)		7	
utilization rate	109.7%		99.3%	<b>BOE Proposed: Remove solution project.</b> School no longer projected to be in moratorium based on latest enrollment projections.
<b>FY21 SSP Test: Passes test without placeholder.</b>				

<sup>1</sup> A “school/cluster solution” project is a placeholder project with dollars for classroom space in the outyears of the CIP that provides sufficient capacity to keep a school and/or the cluster below the 120 percent moratorium threshold and/or below the 110 ES seat and 180 ES seat deficits in specific elementary and middle schools. The Council utilizes placeholder projects only in cases where MCPS has the capability to add the required space within the window of the school test period.



None of the three approved solution projects are included in the Board's Proposed CIP. The Bethesda ES Solution project is proposed to be replaced with an addition project at Bethesda ES.

The other two solution projects, Somerset ES Solution and Francis Scott Key MS Solution, are no longer needed to avoid moratorium (based on current enrollment projections). However, to address utilization issues at Somerset ES, the Board recommends an addition project at Westbrook ES. Site constraints at Somerset ES make an addition project at Somerset ES problematic. For Key Middle School, the Board is not recommending any project at this time, since the over-utilization is relatively low (93 seats/109.7% utilization).

### **Subdivision Staging Policy (SSP) FY21 Test**

Based on the FY21-26 MCPS CIP as proposed by the Board, no clusters would fail the FY21 SSP test (test year 2025-26).

However, three elementary school service areas and one middle school service area would go into moratorium. They include:

- Highland View ES
- Mill Creek Towne ES
- Judith A. Resnick ES
- Argyle MS

Two of these projects: Mill Creek Towne ES and Argyle MS have feasibility planning assumed in FY21 to consider possible additions. Highland View ES has had feasibility planning dollars approved in FY20 and Judith A. Resnick ES had a previous feasibility study done for an addition.

Therefore, all four projects could be considered for potential solution projects to avoid having their service areas slip into moratoria. However, Planning Department staff have noted that none of these school service areas have any known development activity occurring that would be affected by a moratorium. **Therefore, Council Staff does not recommend the Council consider approval of solution projects for these school areas.**

Five high school clusters would exceed the 120 percent threshold but would be open conditionally because of capacity gained from CIP projects. These include:

- Montgomery Blair HS and Albert Einstein HS (would be relieved by the Northwood HS Addition/Facility Upgrade and the Charles W. Woodward HS Reopening projects)
- Walter Johnson HS (would be relieved by the Charles W. Woodward HS Reopening project)
- Richard Montgomery HS and Quince Orchard HS (would be relieved by the opening of the new Crown High School)

Any approved or newly requested capacity projects whose completion is pushed beyond September 2025 could cause additional clusters or individual school assignment areas to go into moratorium. These implications were reviewed by Planning Department staff for the Planning Board's January 30<sup>th</sup> meeting discussing the FY21-26 CIP. Summary charts reflecting the potential impacts on the SSP of various capacity project deferrals are attached (see Planning Pages 1-3).

## **Subdivision Staging Policy Implications of MCPS’ “Non-Recommended Reductions”**

With regard to the “non-recommended” reductions transmitted to the Council, Council Staff looked at the capacity projects where the completion date would extend beyond September 2025 and would thus affect the Subdivision Staging Policy (SSP) Schools test.

Three of the ongoing projects would have completion dates delayed from September 2025 to September 2026: Crown HS, Northwood HS Addition/Facility Upgrade, and Woodward HS Reopening. All three delays would result in impacts to the Subdivision Staging Policy Schools Test.

- The Crown HS delay would result in the Quince Orchard and Richard Montgomery going into moratorium.
- The Northwood HS Addition/Facility Upgrade delay would result in the Einstein and Blair clusters remaining in moratorium and the Northwood cluster would go into moratorium.
- The Woodward HS Reopening delay would result in the Einstein, Blair, and Walter Johnson clusters remaining in moratorium and the Northwood cluster would go into moratorium.

Planning Department staff have noted that there are active development requests in the Einstein, Walter Johnson, Richard Montgomery, and Northwood clusters. In addition, Planning Staff have noted potential applicants have expressed an interest within the Blair Cluster, but nothing has been filed (perhaps because the cluster is currently in moratorium). Planning Department staff are not aware of any development activity in the Quince Orchard Cluster. None of these clusters would qualify for solution projects, since actual projects are already underway.

**Given the fact that these three projects were previously approved by the Council, remain critically important to address high school utilization concerns across multiple clusters, and have SSP moratorium impacts, Council Staff believes these three projects are the highest priority for funding from the list of non-recommended reductions developed by MCPS. The cost implications for each of these projects are noted in the charts below.**

Project: Crown High School									
	Total	Total 6 Years	FY21	FY22	FY23	FY24	FY25	FY26	Beyond 6 Years
FY19-24 Amended	136,302	125,842	3,892	5,939	40,245	74,244			10,460
FY21-26 BOE Proposed	136,302	134,780	3,892	5,939	20,245	59,244	30,460	15,000	
Non-Rec Reductions	136,302	99,780	1,891	2,001	5,939	12,245	34,244	43,460	35,000
change from proposed	-	(35,000)	(2,001)	(3,938)	(14,306)	(46,999)	3,784	28,460	35,000
Project: Northwood HS Addition/Facility Upgrade									
	Total	Total 6 Years	FY21	FY22	FY23	FY24	FY25	FY26	Beyond 6 Years
FY19-24 Amended	123,356	91,571	2,068	14,922	26,619	42,944			31,785
FY21-26 BOE Proposed	138,356	133,338	2,068	11,922	35,119	52,444	28,531	3,254	
Non-Rec Reductions	138,356	124,084	2,068	2,287	9,635	22,119	47,444	40,531	9,254
change from proposed	-	(9,254)	-	(9,635)	(25,484)	(30,325)	18,913	37,277	9,254
Project: Woodward HS Reopening									
	Total	Total 6 Years	FY21	FY22	FY23	FY24	FY25	FY26	Beyond 6 Years
FY19-24 Amended	120,235	116,235	46,239	43,508	14,836	6,392			4,000
FY21-26 BOE Proposed	128,235	122,975	46,239	32,508	25,836	6,392	9,532	2,468	
Non-Rec Reductions	128,235	114,507	2,132	28,107	22,508	22,836	16,392	22,532	8,468
change from proposed	-	(8,468)	(44,107)	(4,401)	(3,328)	16,444	6,860	20,064	8,468

## PROJECT REVIEW

### MCPS' CIP Project Priorities

MCPS' capital improvement priorities are noted in Chapter 3 of the Superintendent's Recommended FY2021 Capital Budget and the FY 2021-2026 Capital Improvements Program. The priorities include:

1. Compliance projects (such as ADA, asbestos abatement, fire safety upgrades, stormwater discharge): these projects are required to comply with laws and regulations.
2. Capital Maintenance Projects (such as PLAR, Roofs, HVAC): these projects are intended to keep facilities in good and safe condition and to preserve assets and avoid more costly repairs later.
3. Capacity projects (such as new schools and additions): MCPS considers additions and new schools when projected seat deficits reach particular thresholds, as noted later in Chapter 3.
4. Major Capital Projects: these projects are intended to sustain and upgrade building systems and address programmatic and capacity needs in schools.
5. System Infrastructure (such as transportation depots, maintenance facilities, warehouse, food services).
6. Technology Modernization (such as computers and mobile devices).

### County Executive Recommendations

The table below presents the County Executive's recommended expenditure changes by project.

**CE Recommended Expenditure Changes to the Board of Education CIP**

Project Name	6 Year Cost (in \$000s)	FY20	FY21	FY22	FY23	FY24	FY25	FY26	Beyond Six-Years
Hallie Wells MS	-	(4,750)							
Kensington-Parkwood ES Addition	-	(2,500)							
Major Capital Projects - Elementary	-	583							
Major Capital Projects - Secondary	-								
Planned Lifecycle Asset Repl: MCPS	-	96							
Rehab/Reno. of Closed Schools - RROCs	-								(58,499)
School Security Systems	-	1,462							
Technology Modernization: MCPS	-								
Thomas W. Pyle MS Addition	(3,510)		(3,510)						
Watkins Mill HS Early Childhood Center	-								
William T. Page ES Addition	-								
Affordability Reconciliation	(100,268)		(57,750)	(92,798)	(92,623)	(57,097)	67,000	133,000	
<b>Totals</b>	<b>(103,778)</b>	<b>(5,109)</b>	<b>(61,260)</b>	<b>(92,798)</b>	<b>(92,623)</b>	<b>(57,097)</b>	<b>67,000</b>	<b>133,000</b>	<b>(58,499)</b>

The Executive recommends the following technical adjustments:

- Recognizing project savings in FY20 for two projects: Hallie Wells MS and Kensington-Parkwood ES Addition.
- Revising appropriations and expenditures in FY20 for the proposed split of Major Capital Projects into two separate projects.
- Recognizing the receipt of State aid in FY20 for two projects: Planned Lifecycle Asset Replacement: MCPS, and School Security Systems.

- Removing Beyond Six-Year Spending in the Rehab/Renovation of Closed Schools - RROCs project (discussed later).
- Revising appropriations and/or funding in several projects including: Technology Modernization: MCPS, Watkins Mill Early Childhood Center, and the William T. Page ES Addition.
- Moving expenditures from FY21 to FY19 in the Thomas W. Pyle MS Addition project based on actual project experience.

MCPS has no issues with these changes. **Council Staff concurred with the Executive's Recommended technical adjustments as did the E&C Committee.**

As in past years, for the six-year CIP period, the Executive does not provide a breakdown by project of which approved or Board proposed project expenditures he recommends reducing, deferring, or removing. The Executive only provides macro level expenditure assumptions (Affordability Reconciliation) and funding assumptions (Funding Reconciliation). The Affordability Reconciliation project represents the reductions in General Obligation (G.O.) Bond funding needed to bring the Board's Proposed CIP in-line with the County Executive's macro spending assumptions.

#### INDIVIDUAL SCHOOL PROJECT SUMMARY REVIEW

*NOTE: Capacity/Utilization tables are attached (Tables Pages 1-4) presenting utilization rates for schools and clusters affected by proposed capacity projects and approved capacity projects not yet under construction. Individual School Project Description Forms (PDFs) are attached beginning on BOE CIP Page 8)*

This section divides MCPS' individual school projects into the following categories for summary review:

#### **Individual School Projects Summary**

<b>Project Category</b>	<b># of Projects</b>	<b>Proposed 6-Year Total</b>
New Projects	5	56,408
Approved - Under Construction	8	152,518
Approved - Not Yet Under Construction	14	551,671
<b>Totals</b>	<b>27</b>	<b>760,597</b>

#### **New Individual School Projects**

The Board's Proposed FY21-26 CIP includes five new individual school projects as presented below.

### New Individual School Projects Proposed

Project Name	6 Year	FY21	BOE Request - New Projects				FY25	FY26
			FY22	FY23	FY24			
Bethesda ES Addition	16,708	612	5,947	6,275	3,874			
Bethesda-Chevy Chase/Walter Johnson Clusters ES (New)	1,195					650		545
William T. Page ES Addition	20,614	2,247	2,460	9,347	6,560			
Watkins Mill HS Early Childhood Center	13,500	2,000	6,500	5,000				
Westbrook ES Addition	4,391	376	2,569	1,446				
<b>Total New Individual School Projects</b>	<b>56,408</b>	<b>5,235</b>	<b>17,476</b>	<b>22,068</b>	<b>10,434</b>	<b>650</b>		<b>545</b>
<b>Totals</b>	<b>608,079</b>	<b>85,014</b>	<b>134,516</b>	<b>163,017</b>	<b>135,092</b>	<b>69,173</b>		<b>21,267</b>

The Bethesda ES Addition, the Bethesda-Chevy Chase/Walter Johnson Clusters ES (New), and the Westbrook ES Addition were discussed in the context of the SSP and solution projects. The William T. Page ES Addition includes 16 classrooms to address overutilization at the school.

The remaining project, Watkins Mill HS Early Childhood Center would add a third early childhood center for MCPS. The two existing centers are in Silver Spring and Gaithersburg. This project will also be discussed in more detail at the Committee's March 26 meeting.

Several of these projects would be affected if MCPS' "non-recommended" reductions are adopted by the Council.

### Individual School Projects Under Construction

Eight individual school projects are currently under construction. These are presented in the table below and account for \$152.5 million within the Board of Education's Requested FY21-26 CIP.

### Individual School Projects Under Construction

Project Name (completion date)	6 Year	FY21	FY22	FY23	FY24	FY25	FY26
Kennedy High School Addition	22,751	4,000	5,978	12,773			
Col E. Brooke Lee MS Addition/FU	46,771	13,827	17,944	15,000			
Montgomery Knolls ES Addition	5,444	5,444					
Pine Crest ES Addition	626	626					
Thomas W. Pyle MS Addition	17,207	10,457	6,750				
Silver Spring International MS Addition	30,000	-	8,346	10,654	11,000		
Takoma Park MS Addition	9,207	9,207					
Walt Whitman HS Addition	20,512	9,980	10,532				
<b>Totals</b>	<b>152,518</b>	<b>53,541</b>	<b>49,550</b>	<b>38,427</b>	<b>11,000</b>	<b>-</b>	<b>-</b>

- Four projects: Pine Crest ES Addition, Thomas W. Pyle MS Addition, Silver Spring International MS Addition, and Takoma Park MS Addition are included at the same total project cost assumed in the FY19-24 Amended CIP. *NOTE: The Silver Spring International MS Addition project is assumed to have a one-year delay (FY21) to reevaluate the scope of the*

*project and engage the community due to the complexities of the addition project. Council Staff recommends approval of these projects as proposed.*

- The other four projects include cost increases as noted below:
  - Kennedy High School Addition: An additional \$6.0 million is included in FY23 to address site improvements needed at the school.
  - Col. E. Brooke Lee MS Addition/Facility Upgrade: An additional \$5.0 million is included to reflect the change in the scope of this project from a facility upgrade to a tear-down/rebuild project. As a result of the scope change, the project has \$10 million deferred from FY21 to FY23 (plus the \$5.0 million cost increase also in FY23).
  - Montgomery Knolls ES Addition: An additional \$4.0 million in FY21 is included to address safe access and vehicular circulation issues as part of this project.
  - Walt Whitman HS Addition: An increase of \$3.0 million in FY22 is included to add a systemic HVAC replacement to the scope of the project

**Given that these cost increases reflect scope changes in projects already under construction, MCPS opted to defer other projects as part of its non-recommended reductions provided to the Council.**

### **Individual School Projects Not Yet Under Construction**

The final category of individual school projects includes approved projects not yet under construction as listed below. These projects, as proposed, add up to \$551.7 million over the six-year period.

<b>Individual School Projects Not Yet Under Construction</b>							
<b>Original BOE Request - Projects Already in the CIP</b>							
<b>Project Name</b>	<b>6 Year</b>	<b>FY21</b>	<b>FY22</b>	<b>FY23</b>	<b>FY24</b>	<b>FY25</b>	<b>FY26</b>
Clarksburg Cluster ES #9 (new)	37,294	5,156	19,864	12,274			
Cresthaven ES Addition	11,627	2,829	4,054	4,744			
Crown High School	134,780	3,892	5,939	20,245	59,244	30,460	15,000
Dufief ES Addition	36,846	4,234	18,625	13,987			
Gaithersburg Cluster ES #8	31,366	9,744	8,702	12,920			
Highland View ES Addition	474	289	185				
Lake Seneca ES Addition	474	314	160				
Ronald McNair ES Addition	11,403	512	4,848	2,252	3,791		
Thurgood Marshall ES Addition	320	225	95				
Roscoe Nix ES Addition	16,136	3,781	7,106	5,249			
Northwood HS Addition/Facility Upgrade	133,338	2,068	11,922	35,119	52,444	28,531	3,254
Parkland MS Addition	14,638	496	3,032	8,323	2,787		
Piney Branch ES Addition	-						
Woodward HS Reopening	122,975	46,239	32,508	25,836	6,392	9,532	2,468
<b>Totals</b>	<b>551,671</b>	<b>79,779</b>	<b>117,040</b>	<b>140,949</b>	<b>124,658</b>	<b>68,523</b>	<b>20,722</b>

- Three approved projects (Highland View ES, Lake Seneca ES, and Thurgood Marshall ES) had planning funds approved in FY20 as part of the Amended FY19-24 CIP. For the FY21-26 CIP the Board is not recommending any construction funds at this time.

- Highland View ES is projected to exceed the 92-seat threshold for programming of an addition. **This project will be reviewed by the Committee on March 26 in the context of school capacity and utilization issues.**
- Lake Seneca ES and Thurgood Marshall ES are not projected to have enrollment exceeding MCPS' 92-seat threshold for programming an addition. Therefore, these two projects are not proposed to have construction dollars added. **Council Staff concurs.**
- Four approved elementary school addition projects (Francis Scott Key MS Solution, Piney Branch ES Addition, Somerset ES Solution, Woodlin ES Addition) are proposed by the Board to have construction costs removed in the FY21-26 CIP.
  - The two solution projects were discussed earlier. The Somerset ES Solution is being replaced by a new project for an addition at Westbrook ES. Francis Scott Key MS Solution is removed, and no project is recommended at this time based on current enrollment projections.
  - Woodlin ES Addition is proposed to be moved to the Major Capital Projects – Elementary project with a proposed completion date of September 2023.
  - The Piney Branch ES Addition is proposed to be moved as well to the Major Capital Projects – Elementary project. This school is proposed to be included in the next set of major capital projects (after the current list of 9 schools is addressed) with the project timing and expenditures to be considered in a future CIP.
- The approved Blair Ewing Center Relocation project, which included some planning dollars in FY20 is proposed to be removed from the CIP pending continued evaluation of the relocation. Funding for the relocation will be considered in a future CIP.
- The Crown, Northwood, and Woodward HS projects and the Dufief and Clarksburg ES projects were included in MCPS' "non-recommended" reductions for one-year deferrals.

**Council Staff concurs with the Board's proposal to remove the elementary school projects and the Blair Ewing Center Relocation project. The Major Capital Projects – Elementary project is discussed later.**

#### COUNTYWIDE/SYSTEMIC PROJECT REVIEW

*(NOTE: Countywide Project Description Forms (PDFs) are attached beginning on BOE CIP Page 35)*

#### **Countywide Projects with No Changes**

The Board's request includes six Countywide "Systemic" projects (with FY21-26 expenditures totaling \$56.1 million) that reflect no change in scope, cost, or timing from the latest Approved FY19-24 CIP. These projects are presented in Table 9 below.



### Countywide Projects with No Scope or Cost Change

Project Name	6 Year	FY21	FY22	FY23	FY24	FY25	FY26
ADA Compliance: MCPS	7,200	1,200	1,200	1,200	1,200	1,200	1,200
Asbestos Abatement	6,870	1,145	1,145	1,145	1,145	1,145	1,145
Design and Construction Management	29,400	4,900	4,900	4,900	4,900	4,900	4,900
Fire Safety Upgrades	4,902	817	817	817	817	817	817
Improved (Safe) Access to Schools	4,000	2,000	2,000				
Stormwater Discharge & Water Quality Management	3,696	616	616	616	616	616	616
<b>Totals</b>	<b>56,068</b>	<b>10,678</b>	<b>10,678</b>	<b>8,678</b>	<b>8,678</b>	<b>8,678</b>	<b>8,678</b>

**Council Staff recommends approval of these projects (subject to final reconciliation in early May).** *NOTE: Council Staff discusses the ADA Compliance: MCPS project later.*

In addition, one project, Rehab/Renovation of Closed Schools, is proposed to be removed from the CIP. The approved project has no funding in the six-year period although it does include \$58.5 million “beyond six-years” as an old placeholder for the potential reopening of Broome Junior High School and Woodward High School. **This beyond six-year placeholder is no longer needed and the County Executive recommends removing these dollars. Council Staff concurs with the removal of the beyond six-year dollars and the removal of the project from the FY21-26 CIP.**

### Other Countywide Projects

This section includes descriptions of countywide projects, along with suggested discussion issues for some. Highlights of the Board’s FY21-26 request for countywide projects include:

- Significant increases in Major Capital Projects (now split into two projects – one for elementary and one for secondary) due to programming construction funding for the initial set of nine schools identified last year by MCPS for work under this project.
- Large increases in FY21 and FY22 for three systemic projects – Roof Replacement, PLAR, and HVAC. These projects are continually high priorities for MCPS, with considerable backlogs of work.

Additionally, several countywide projects were reviewed in the most recent Infrastructure Maintenance Task Force (IMTF) Report published in February 2020. The report identifies an Acceptable Annual Replacement Cost (AARC) of how much money should be budgeted annually for replacement or rehabilitation so that, if continued, ultimately the entire inventory of the element will last over its acceptable life span. Rarely is the AARC achieved, but if funds are available, it is useful as a target. The MCPS portion of the report is attached (see Task Force Pages 1-2). For each relevant project, Council Staff notes the Board’s requests in comparison to the report’s AARC amount.

### ADA Compliance

	Total 6 Years	FY19	FY20	FY21	FY22	FY23	FY24	FY25	FY26
<b>FY19-24 Amended</b>	<b>7,200</b>	1,200	1,200	1,200	1,200	1,200	1,200		
<b>FY21-26 BOE Request</b>	<b>7,200</b>			1,200	1,200	1,200	1,200	1,200	1,200
change from amended	-	n/a	n/a	-	-	-	-	n/a	n/a
percent change from amended	0.0%	n/a	n/a	0.0%	0.0%	0.0%	0.0%	n/a	n/a

This project provides funding for MCPS to make accessibility modifications or improvements to existing facilities consistent with requirements in the Americans with Disabilities Act (ADA). The Board's request for FY21-26 includes funding for this project at the same level of effort as the previously approved CIP. The PDF notes that the FY21 appropriation is requested to address the findings of a comprehensive accessibility evaluation of all MCPS schools conducted by an independent engineering firm over the past two years to assess facilities and collect data.

MCPS has [published information online](#) from the facility evaluation that categorizes the exterior and interior accessibility of each school, as well as the individual ADA assessment report for each school. The table below summarizes the number of schools that fall into each of MCPS' four compliance categories. The Council also heard testimony at the CIP public hearings from a student concerned about ADA compliance at school facilities.

#### MCPS ADA Compliance Data Summary

	Overall minor work required to meet standards	Work ranging from minor to major barrier removal	Requires major capital investment; design work needed	Not Applicable due to recently completed or proposed capital project
<b>Interior</b>				
# of Facilities (% of total)	81 (40%)	82 (40%)	16 (8%)	24 (12%)
<b>Exterior</b>				
# of Facilities (% of total)	13 (6%)	166 (82%)	0 (0%)	24 (12%)

**Council staff suggests that the E&C Committee discuss with MCPS how it plans to use the requested funding to address the issues identified in the assessment, and how it will prioritize the funding by need.**

#### School Security Systems

	Total 6 Years	FY19	FY20	FY21	FY22	FY23	FY24	FY25	FY26
<b>FY19-24 Amended</b>	<b>32,908</b>	2,550	12,852	10,708	5,718	684	396		
<b>FY21-26 BOE Request</b>	<b>25,926</b>			10,708	5,718	3,500	2,000	2,000	2,000
change from amended	(6,982)	n/a	n/a	-	-	2,816	1,604	n/a	n/a
percent change from amended	n/a	n/a	n/a	0.0%	0.0%	411.7%	405.1%	n/a	n/a

This project addresses aspects of security throughout MCPS and has funded several security initiatives. These have included installation and replacement of security cameras, installation of visitor management and access systems in all schools, and most recently, the additional of security vestibules at all schools.

In the FY19-24 Amended CIP, the Board requested, and the Council approved, a total of \$25.0 million in the School Security project for security vestibules, consisting of \$10.0 million in FY20; \$10.0 million in FY21; and \$5.0 million in FY22. The Board's FY21-26 request maintains the previously approved funding levels for FY21-22, while adding funding for FY's 23-26. Overall, the six-year request is a decrease of \$6.9 million.

**Council staff suggests that the Committee discuss with MCPS the status of the security vestibule construction to date and how many schools remain to be completed in FY21-22.**

### **Facility Planning: MCPS**

	Total 6 Years	FY19	FY20	FY21	FY22	FY23	FY24	FY25	FY26
<b>FY19-24 Amended</b>	<b>3,850</b>	860	1,450	460	380	350	350		
<b>FY21-26 BOE Request</b>	<b>2,600</b>			750	450	350	350	350	350
change from amended	(1,250)	n/a	n/a	290	70	-	-	n/a	n/a
percent change from amended	-32.5%	n/a	n/a	63.0%	18.4%	0.0%	0.0%	n/a	n/a

Compared to the FY19-24 Amended CIP, the Board's FY21-26 request for Facility Planning includes a decrease of \$1.25 million in the six-year total but a small increase of \$360K over FY21-22.

For FY21, the funding is requested for an evaluation for the expansion of pre-kindergarten locations; feasibility studies for proposed additions at Winston Churchill High School, Argyle Middle School, and Mill Creek Towne Elementary School; and to evaluate the scopes of work for the next two major capital projects identified as part of the Board of Education's requested CIP.

### **Building Modifications and Program Improvements**

	Total 6 Years	FY19	FY20	FY21	FY22	FY23	FY24	FY25	FY26
<b>FY19-24 Amended</b>	<b>18,000</b>	9,000	9,000	-	-	-	-		
<b>FY21-26 BOE Request</b>	<b>15,000</b>			7,500	7,500	-	-	-	-
change from amended	(3,000)	n/a	n/a	7,500	7,500	-	-	n/a	n/a
percent change from amended	-16.7%	n/a	n/a	n/a	n/a	n/a	n/a	n/a	n/a

This project provides for improvements to schools that are not scheduled for capital improvements in the six-year period. The limited modifications are related to instructional and support spaces for new or expanded programs or administrative space.

The Board's request is for \$15.0 million over FY21-22, a \$3.0 million decrease from the FY19-20 funding. The PDF states that the FY21 appropriation is requested to:

- Provide funding for special education facility modifications;
- Reconfigure high school classroom spaces to provide additional science laboratories for schools that are overutilized; and
- Provide the balance of funding for the A. Mario Loiederman MS project.

### **Roof Replacement: MCPS**

	Total 6 Years	FY19	FY20	FY21	FY22	FY23	FY24	FY25	FY26
<b>FY19-24 Amended</b>	<b>66,500</b>	11,500	12,000	6,000	9,000	14,000	14,000		
<b>FY21-26 BOE Request</b>	<b>60,000</b>			12,000	12,000	10,000	10,000	8,000	8,000
change from amended	(6,500)	n/a	n/a	6,000	3,000	(4,000)	(4,000)	n/a	n/a
percent change from amended	-9.8%	n/a	n/a	100.0%	33.3%	-28.6%	-28.6%	n/a	n/a

The Board's request for this project reflects an overall six-year decrease of \$6.5 million, but with increases of \$6.0 million in FY21 and \$3.0 million in FY22 compared with the Amended FY19-24 CIP.

The IMTF reflects an AARC of \$12.4 million for roof replacement, with a \$40.5 million backlog. The FY21 and FY22 requested funding is 97% of the AARC, and the level of effort in the outyears declining to 81% of the AARC in FY23-24 and 65% in FY25-26.

The PDF states that the FY21 funds are expected to support full or partial roof replacements at Bethesda and Damascus elementary schools, and Kingsview, John Poole, and Westland middle schools.

### **Planned Lifecycle Asset Replacement (PLAR): MCPS**

	Total 6 Years	FY19	FY20	FY21	FY22	FY23	FY24	FY25	FY26
<b>FY19-24 Amended</b>	<b>52,851</b>	4,351	15,000	6,250	7,250	10,000	10,000		
<b>FY21-26 BOE Request</b>	<b>67,110</b>			15,185	15,185	10,185	10,185	8,185	8,185
change from amended	14,259	n/a	n/a	8,935	7,935	185	185	n/a	n/a
percent change from amended	27.0%	n/a	n/a	143.0%	109.4%	1.9%	1.9%	n/a	n/a

This project funds replacement of key facility and site components based on an inventory of their ages and conditions. Components addressed in this project cover a wide range, including code corrections, flooring, lighting, and playground equipment.

The Board's request for this project reflects a six-year increase of \$14.3 million, with the level of effort increasing to \$15.2 million in FY21-22 and then declining to \$8.2 million in FY25-26. The FY21 request is an \$8.9 million increase over the Amended FY19-24 CIP.

The IMTF report indicates an AARC for this project of \$76.4 million per year, with a total backlog of \$345.7 million. This is the combined total of a wide range of projects that fall under PLAR; the report breaks out various subcategories of work in this project. While this is an out-of-reach funding target, it does indicate high level of need in this area.

### **HVAC (Mechanical Systems) Replacement: MCPS**

	Total 6 Years	FY19	FY20	FY21	FY22	FY23	FY24	FY25	FY26
<b>FY19-24 Amended</b>	<b>103,000</b>	26,000	25,000	10,000	12,000	15,000	15,000		
<b>FY21-26 BOE Request</b>	<b>115,000</b>			25,000	25,000	17,500	17,500	15,000	15,000
change from amended	12,000	n/a	n/a	15,000	13,000	2,500	2,500	n/a	n/a
percent change from amended	11.7%	n/a	n/a	150.0%	108.3%	16.7%	16.7%	n/a	n/a

This project provides for the systematic replacement of heating, ventilating, air conditioning, automated temperature controls, and plumbing systems for MCPS. The replacement approach is based on indoor environmental quality, energy performance, and maintenance data. This is a critical systems project for MCPS, with an extensive backlog of projects to be completed, and is continually a high priority for the school system.

The six-year request for this project reflects a \$12.0 million increase from the Amended FY19-24 CIP. However, the first two years reflect substantial increases of \$15.0 million for FY21 and \$13.0 million for FY22.

The IMTF report identifies an AARC for HVAC of \$27.9 million, with a \$125.6 million backlog. The Board's request for FY21 and FY22 of \$25.0 million is 90% of the AARC. The requested level of effort in the outyears represents 63% of the AARC in FY23-24 and 54% in FY25-26.

The PDF states that the FY21 funding will support system upgrades and/or replacements for Clarksburg, Brookhaven, Meadow Hall, and Ronald McNair elementary schools and the fourth phase of Quince Orchard High School.

### **Restroom Renovations**

	Total 6 Years	FY19	FY20	FY21	FY22	FY23	FY24	FY25	FY26
<b>FY19-24 Amended</b>	<b>25,500</b>	4,000	6,500	2,250	2,750	5,000	5,000		
<b>FY21-26 BOE Request</b>	<b>18,000</b>			3,000	3,000	3,000	3,000	3,000	3,000
change from amended	(7,500)	n/a	n/a	750	250	(2,000)	(2,000)	n/a	n/a
percent change from amended	-29.4%	n/a	n/a	33.3%	9.1%	-40.0%	-40.0%	n/a	n/a

This project provides needed modifications to specific areas of restroom facilities based on periodic MCPS assessments. The Board's request is for \$3.0 million a year in level of effort funding, which is a \$7.5 million reduction in the six-year total compared to the FY19-24 CIP. The FY19-24 funding for this project had been adjusted due to funding needs, as well as a transfer of \$2.0 million in FY19 to the Seneca Valley High School rev/ex project.

The IMTF report identifies an AARC for Restroom Renovations of \$2.8 million, with a \$7.6 million backlog. The Board's request for level of effort funding is on track with the AARC.

### **Current Revitalizations/Expansions**

	Total 6 Years	FY19	FY20	FY21	FY22	FY23	FY24	FY25	FY26
<b>FY19-24 Amended</b>	<b>342,492</b>	123,962	95,469	91,561	31,500	-	-		
<b>FY21-26 BOE Request</b>	<b>127,461</b>			91,561	35,900	-	-	-	-
change from amended	(215,031)	n/a	n/a	-	4,400	-	-	n/a	n/a
percent change from amended	-62.8%	n/a	n/a	n/a	n/a	n/a	n/a	n/a	n/a

This project includes funding for the remaining revitalization/expansion projects. The Board's request includes an increase of \$4.4 million in FY22 compared to the Amended FY19-24 CIP. The FY21 appropriation is requested for the Maryvale Elementary School/Carl Sandburg Learning Center collocation project for the classroom shell construction to be completed by the 2023-2024 school year.

### **Major Capital Projects**

	Total 6 Years	FY19	FY20	FY21	FY22	FY23	FY24	FY25	FY26	Beyond 6 Years
<b><u>FY19-24 Amended</u></b>										
Major Capital Projects	114,969	-	4,197	4,663	4,999	42,063	59,047			5,000
<b><u>FY21-26 BOE Request</u></b>										
Major Capital Projects-Elementary	143,944			22,281	40,700	47,704	28,259	5,000	-	-
Major Capital Projects-Secondary	253,754			8,981	18,040	39,505	81,587	73,141	32,500	80,000
<b>Total Major Capital Projects</b>	<b>397,698</b>			<b>31,262</b>	<b>58,740</b>	<b>87,209</b>	<b>109,846</b>	<b>78,141</b>	<b>32,500</b>	<b>80,000</b>
change from amended (total to total)	282,729	n/a	n/a	26,599	53,741	45,146	50,799	n/a	n/a	75,000
percent change from amended (total to total)	245.9%	n/a	n/a	570.4%	1075.0%	107.3%	86.0%	n/a	n/a	1500.0%

As part of the Approved FY19-24 CIP, Major Capital Projects replaced the Revitalization/Expansion project to reflect MCPS new long-range educational facility planning

framework. The new framework uses Key Facility Indicator (KFI) data for all schools to provide context for planning coordinated projects with a scope of work that improves a schools' needs in facility condition, capacity, and program where necessary. While the FY19-24 CIP included placeholder dollars in this project intended to create fiscal capacity, MCPS did identify an initial set of schools to begin the planning process: Burnt Mills, South Lake, Stonegate, and Woodlin elementary schools; Neelsville middle school; and Damascus, Magruder, Poolesville, and Wootton high schools.

The Board's FY21-26 request splits this previous approved single project into two, Major Capital Projects – Elementary and Major Capital Projects – Secondary, while also programming funding for all the previously identified school projects. As a result, total six-year request is an increase of \$282.7 million over the FY19-24 level. The PDFs identify the following projected completion dates for each project as shown below, followed by a table showing the requested six-year funding schedule by project:

- September 2023 for Burnt Mills, South Lake, and Woodlin ES;
- January 2024 for Stonegate ES;
- September 2024 for Neelsville MS and Poolesville HS;
- September 2025 for Damascus HS;
- September 2026 for Wootton HS; and
- September 2027 for Magruder HS.

	Total 6 Years	FY21	FY22	FY23	FY24	FY25	FY26	Beyond 6 Years
<b>Major Capital Projects-Elementary</b>								
Burnt Mills ES	37,631	5,416	14,625	12,212	5,378	-	-	-
South Lake ES	34,123	7,182	10,234	11,707	5,000	-	-	-
Stonegate ES	34,426	200	5,216	11,798	12,212	5,000	-	-
Woodlin ES	37,764	9,483	10,625	11,987	5,669	-	-	-
<b>Major Capital Projects-Secondary</b>								
Neelsville MS	63,864	2,568	4,177	14,348	24,827	17,944	-	-
Damascus HS	79,657	-	4,063	5,594	35,000	17,500	17,500	15,000
Magruder HS	10,260	-	-	-	3,063	2,197	5,000	30,000
Poolesville HS	69,713	6,413	9,800	16,500	16,500	20,500	-	-
Wootton HS	30,260	-	-	3,063	2,197	15,000	10,000	35,000

### **Outdoor Play Space Maintenance Project**

	Total 6 Years	FY19	FY20	FY21	FY22	FY23	FY24	FY25	FY26
<b>FY19-24 Amended</b>	<b>3,500</b>	1,750	1,750	-	-	-	-	-	-
<b>FY21-26 BOE Request</b>	<b>2,700</b>			450	450	450	450	450	450
change from amended	(800)	n/a	n/a	450	450	450	450	n/a	n/a
percent change from amended	-22.9%	n/a	n/a	n/a	n/a	n/a	n/a	n/a	n/a

This project was added to help fill an existing gap in field/play area maintenance at MCPS schools. The outdoor play spaces at the school sites this project plans to address are typically too small to be permitted for community use, and therefore are not a part of the Parks Department's ballfield maintenance contract for school sites nor are they eligible for the MCPS ballfield renovation funding via Community Use of Public Facilities.

This project was approved as a pilot with \$750,000 in funding for FY18, and the Council approved an additional \$3.5 million in funding for FY19 and FY20 to address the outdoor play spaces at five initial elementary schools: Rolling Terrace, Takoma Park, Chevy Chase, Sligo Creek, and Flora

Singer. MCPS notes that all the projects included in the pilot program are complete and MCPS will continue to monitor operations of these new spaces in collaboration with the county's Parks Department.

The Board's FY21-26 request includes level of effort funding of \$450,000 per year to continue to address outdoor program/play areas, as well as to address the maintenance and replacement of high school athletic fields, both artificial turf and natural grass fields.

# Montgomery County Council Education and Culture Committee

Briefing on Montgomery County Public Schools  
Board of Education's Requested FY2021-2026  
Capital Improvements Program

February 24, 2020

**MONTGOMERY COUNTY PUBLIC SCHOOLS**  
*Expanding Opportunity and Unleashing Potential*

1

## Enrollment and Demographics

**MONTGOMERY COUNTY PUBLIC SCHOOLS**  
*Expanding Opportunity and Unleashing Potential*

2

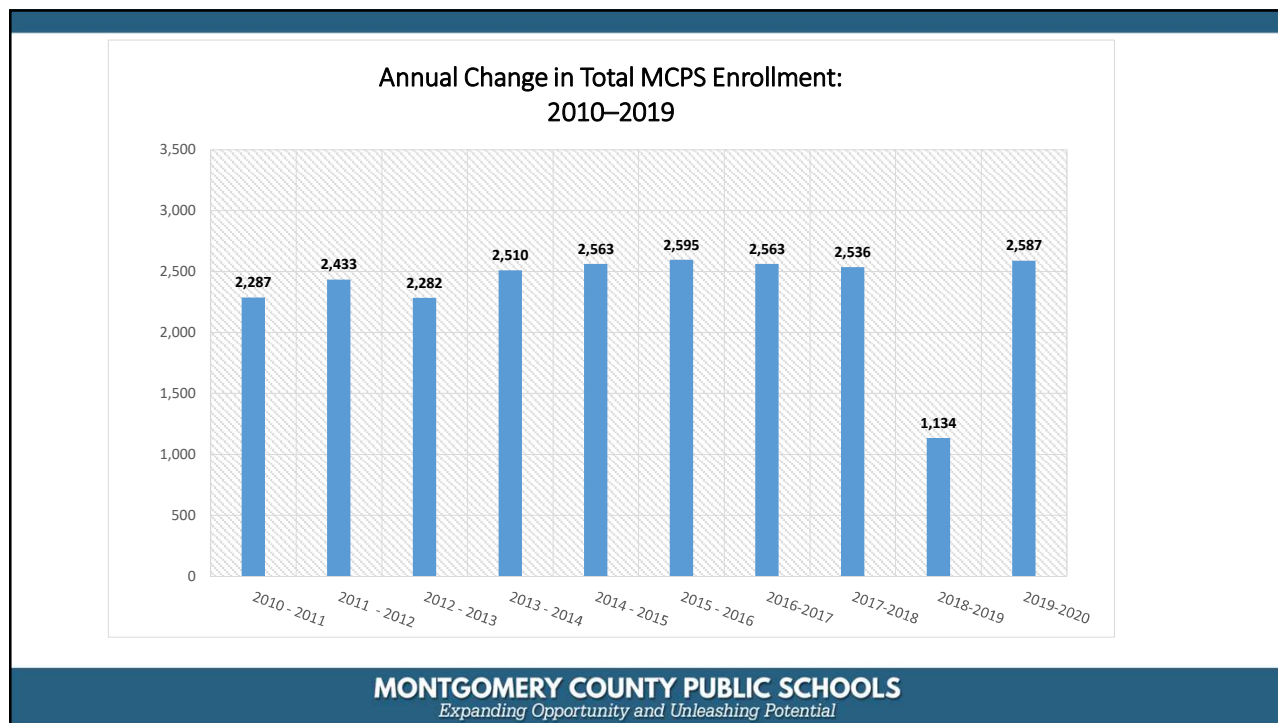
2



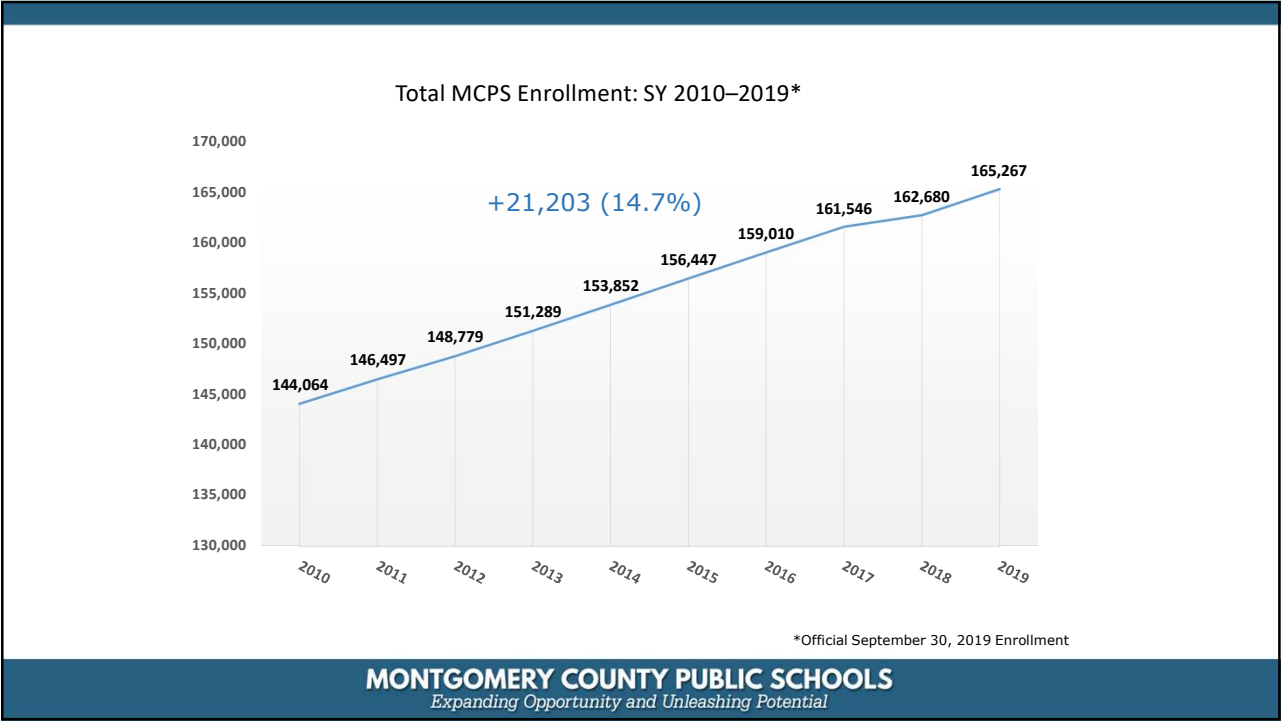
Enrollment Change 2018-2019 to Official 2019-2020			
Grade	Official 2018-19	Official 2019-2020	One-year Change
K	11,334	11,518	184
1	11,610	11,879	269
2	11,813	11,859	46
3	12,039	12,045	6
4	12,379	12,265	-114
5	12,702	12,519	-183
6	12,343	12,773	430
7	12,200	12,583	383
8	12,025	12,352	327
9	13,674	14,502	828
10	13,156	13,138	-18
11	11,604	11,671	67
12	11,222	11,483	261
K-2	34,757	35,256	499
3-5	37,120	36,829	-291
6-8	36,568	37,708	1,140
9-12	49,656	50,794	1,138
K-12	158,101	160,587	2,486
H.S./Pre-K	2,978	2,970	-8
Pre-K Sp.Ed	1,601	1,710	109
TOTAL	162,680	165,267	2,587

**MONTGOMERY COUNTY PUBLIC SCHOOLS**  
Expanding Opportunity and Unleashing Potential

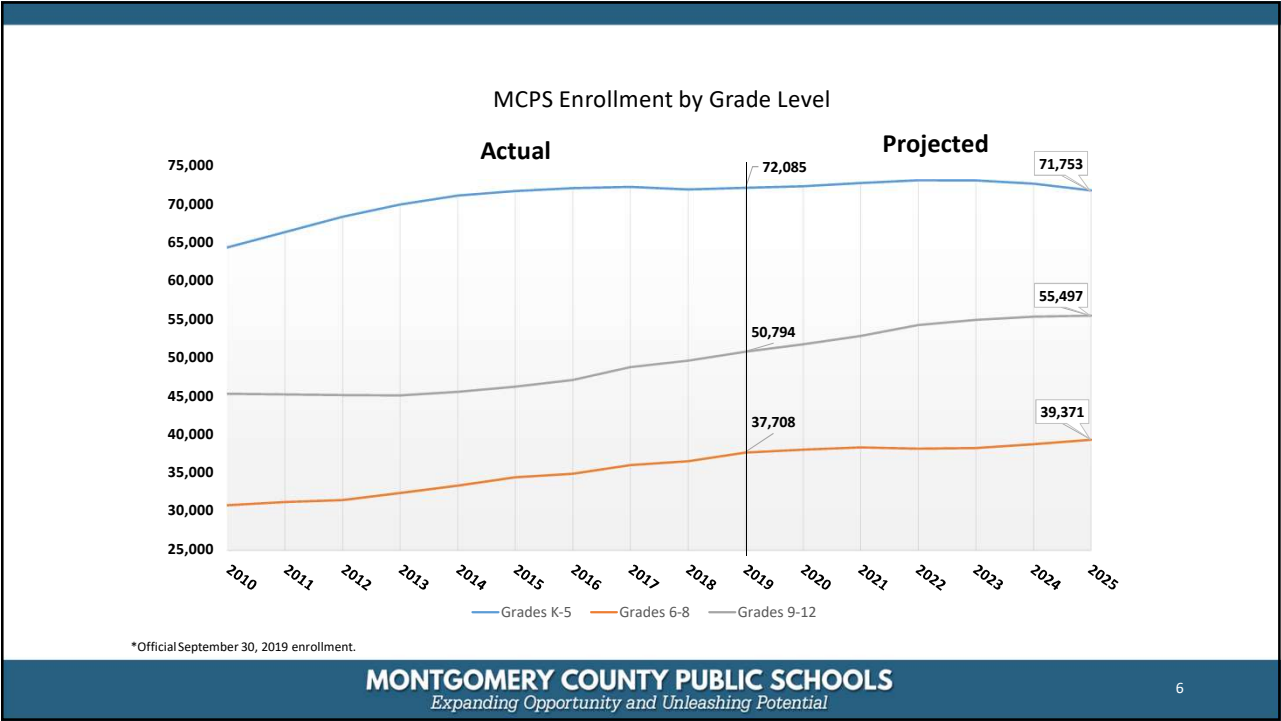
3



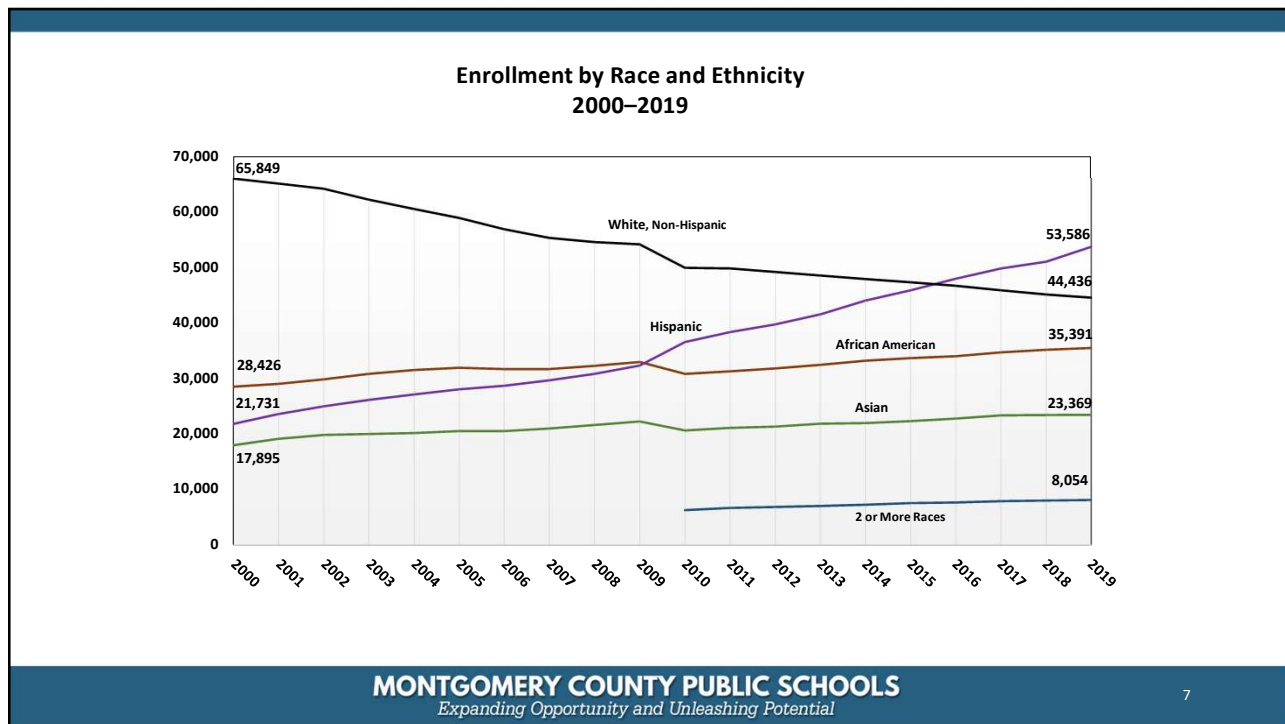
4



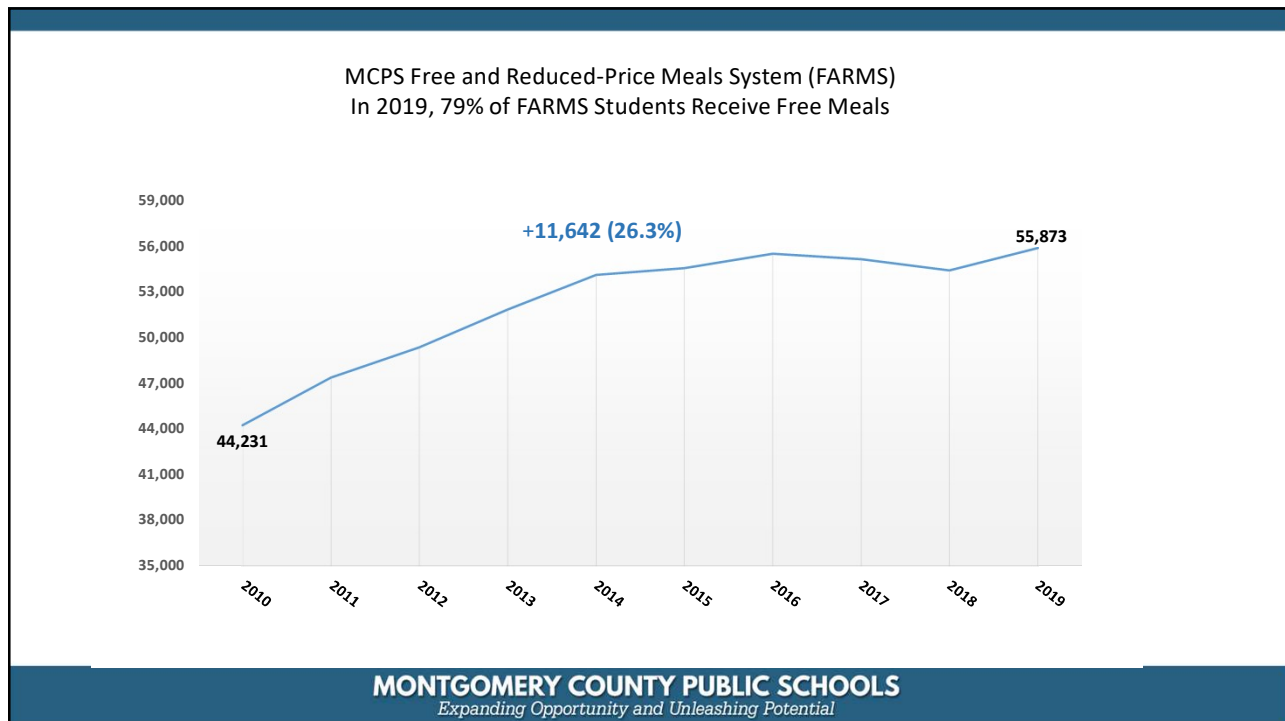
5



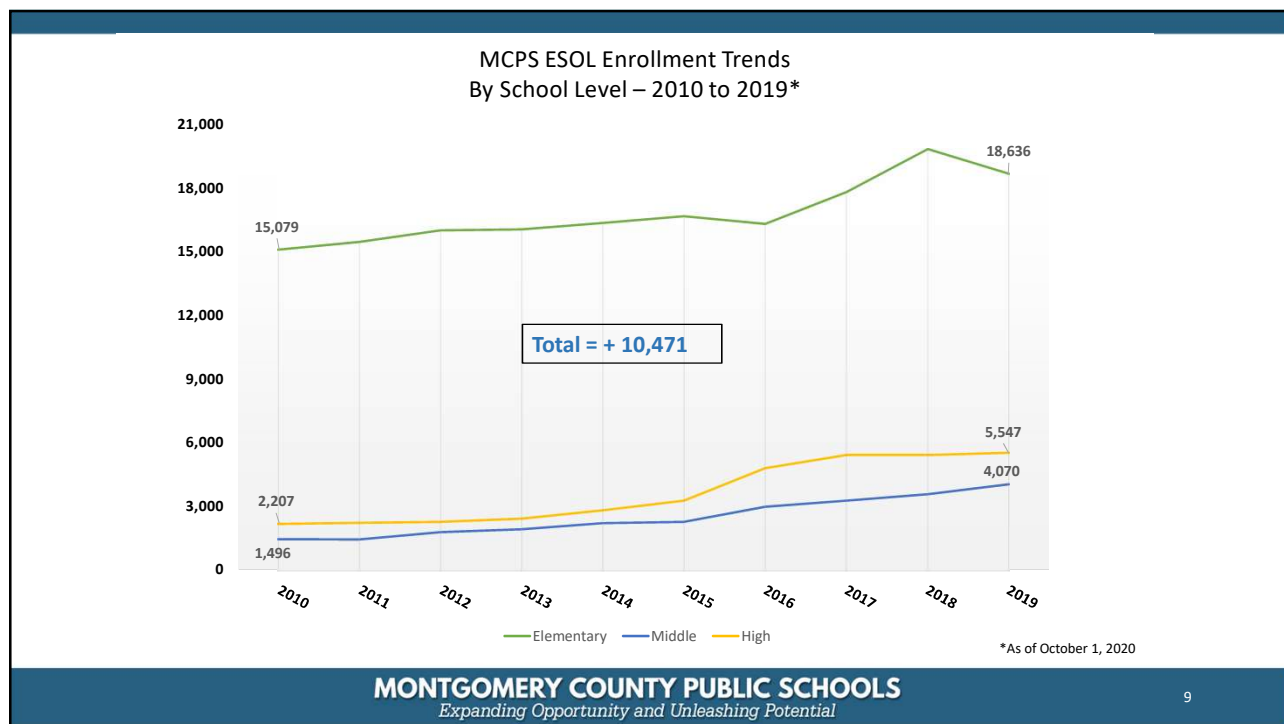
6



7



8



9

## **Board of Education's Requested FY 2021 Capital Budget and the 2021–2026 CIP**

- \$1.818 billion for the six-year CIP.
- An increase of \$74.2 million over the approved CIP.
- Addresses many critical capacity and aging infrastructure needs.
- Includes a total of 25 capacity projects
  - Elementary School Level – funding for 9 additions and 3 new schools and planning funds for 3 additions
  - Middle School Level – funding for 5 additions
  - High School Level – funding for 3 additions and 2 new schools

10

## Capacity Projects

Elementary	Middle	High
Montgomery Knolls (for Forest Knolls) (9/2020)	Takoma Park (9/2020)	Walt Whitman (8/2020)
Pine Crest (for Forest Knolls) (9/2020)	Thomas S. Pyle (9/2020)	John F. Kennedy (8/2022)
DuFief (for Rachel Carson) (9/2021)	Parkland (9/2021)	Northwood (9/2025)
Ronald McNair (9/2021)	Col. E. Brooke Lee (9/2022)	
<b>Westbrook (9/2021)</b>	Silver Spring International (9/2023)	
Cresthaven (for JoAnn Leleck at Broad Acres) (9/2022)		
Roscoe R. Nix (for JoAnn Leleck at Broad Acres) (9/2022)		
<b>Bethesda (9/2023)</b>		
<b>William Tyler Page (9/2023)</b>		
Highland View (TBD)		
Lake Seneca (TBD)		
Thurgood Marshall (TBD)		

**MONTGOMERY COUNTY PUBLIC SCHOOLS**  
Expanding Opportunity and Unleashing Potential

11

11

## New School Projects

Elementary	High
Clarksburg ES #9 (9/2022)	Crown HS (9/2025)
Gaithersburg ES #8 (9/2022)	Charles Woodward Reopening (9/2025)
Bethesda-Chevy Chase/Walter Johnson Cluster ES (TBD)	

## Completion of existing Rev/Ex Projects

Elementary	Middle	High
Luxmanor (9/2020)	Tilden/Rock Terrace (9/2020)	Seneca Valley (9/2020)
Potomac (9/2020)		
Maryvale/Carl Sandburg (9/2020)		

**MONTGOMERY COUNTY PUBLIC SCHOOLS**  
Expanding Opportunity and Unleashing Potential

12

12

## Major Capital Projects

Elementary	Middle	High
Burnt Mills (9/2023)	Neelsville (9/2024)	Poolesville (9/2024)
South Lake (9/2023)		Damascus (9/2025)
Woodlin (9/2023)		Thomas S. Wootton (9/2026)
Stonegate (9/2024)		Col. Zadok Magruder (9/2027)

13

## Additional Capacity Completed in the FY 2021–2026 CIP

### Elementary Schools:

- 2 new elementary schools = 1,748 seats
- 9 addition projects = 1,909 seats
- 3 revitalization/expansion projects = 322 seats

**TOTAL Capacity Added = 3,979 seats**

### Middle Schools:

- 5 additions projects = 1,658 seats
- 1 revitalization/expansion project = 234 seats

**TOTAL Capacity Added = 1,892 seats**

### High Schools:

- 3 addition projects = 1,913 seats
- 1 revitalization/expansion project = 1,260 seats
- 2 new/reopening projects = 5,175 seats

**TOTAL Capacity Added = 8,348 seats**

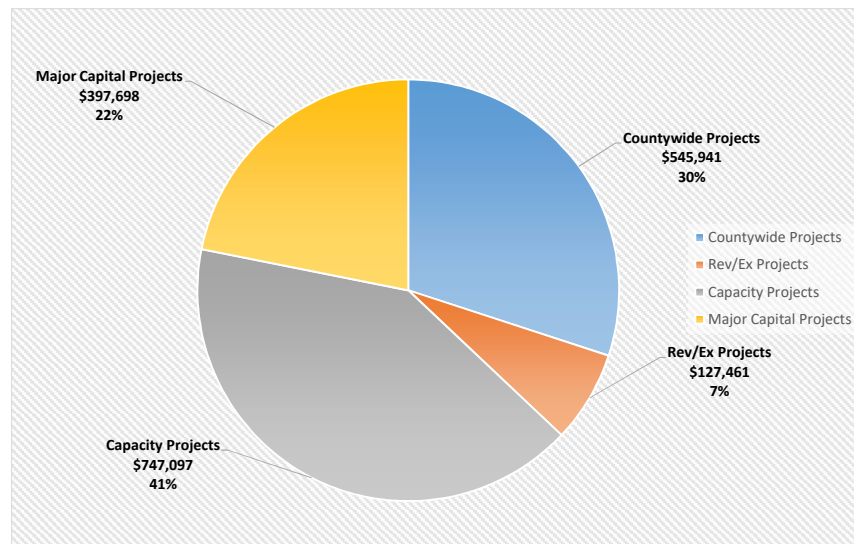
**GRAND TOTAL CAPACITY ADDED = 14,219 SEATS**

\*Does not include Major Capital Projects

14

## Distribution of Board of Education's Requested FY 2021–2026 CIP

(\$000s)



**MONTGOMERY COUNTY PUBLIC SCHOOLS**  
*Expanding Opportunity and Unleashing Potential*

15



# Montgomery County Public Schools

## AGENCY DESCRIPTION

The Montgomery County Board of Education (BOE or Board) consists of seven publicly elected members; one student member elected by public school students; and the Superintendent of Schools, who is appointed by the Board of Education and is responsible for the administration of the school system. The vote of the Superintendent is not counted for capital and operating budget appropriations. Montgomery County Public Schools (MCPS) operates and maintains a Countywide system of public schools for students from pre-kindergarten through high school (including special education, interagency, and alternative programs) and also provides adult education services. At the start of the 2019-2020 school year, 165,439 students were attending 208 separate public educational facilities.

## PROGRAM DESCRIPTION AND OBJECTIVES

The Board's FY21-26 Capital Improvements Program request consists of 5 new and 41 ongoing projects with expenditures in the six-year period. Included within the ongoing projects are three projects with multiple sub-projects: Current Revitalizations / Expansions, Major Capital Projects - Elementary, and Major Capital Projects - Secondary.

Three additional projects are included for technical reasons, the State Aid Reconciliation project includes State Aid funding not yet allocated to specific projects, as well as bond funding reductions assumed from this State Aid. The MCPS Affordability Reconciliation and the Funding Reconciliation projects adjust total expenditures and funding to conform to the Executive's recommended funding levels, which are affordable within the CIP.

The section following this narrative only shows the project description forms (PDFs) when the Executive recommends changes to the BOE's request. The complete BOE request can be found on the MCPS web site at <http://www.montgomeryschoolsmd.org/departments/planning/cipmaster.aspx>.

## PROGRAM CONTACTS

Contact Adrienne Karamihas of the Montgomery County Public Schools at 240.314.1035 or Veronica Jaua of the Office of Management and Budget at 240.777.2782 for more information about this agency's capital budget.

## CAPITAL PROGRAM REVIEW

### Board of Education Request

The Board's FY21-26 capital program request for MCPS totals \$1,818.2 million, a \$74.2 million or 4.3 percent increase, over the Amended FY19-24 CIP of \$1,744.0 million. The Board's request was also particularly large in the first few years of the CIP with increases of \$61.3 million, \$97.0 million, 98.4 million, and 63.8 million in FY21, FY22, FY23, and FY24 respectively.

### County Executive Recommendations

Despite significant reductions in key County construction funding sources such as General Obligation Bonds and Impact Taxes, the County Executive recommends \$1,714.4 million over the six-year CIP. This amount is 94.3 percent of the Board of Education's request. In comparison with the last amended CIP, countywide General Obligation Bonds and PAYGO have decreased by \$99 million or 4.8 percent and Schools Impact Tax revenues have decreased by \$43.6 million or 28.1 percent.



A \$96,000 pending supplemental appropriation request funded by the State Qualified Zone Academy Bond (QZAB) program is also assumed in the County Executive recommended CIP.

Total Funding (\$ 000s)		
Six Year CIP	Average Per Year	Six- Year Total
FY05-10 Full	152,132	912,793
FY05-10 Amended	155,586	933,515
FY07-12 Full	195,580	1,173,478
FY07-12 Amended	201,953	1,211,719
FY09-14 Full	214,629	1,287,775
FY09-14 Amended	211,807	1,270,842
FY11-16 Full	230,991	1,385,946
FY11-16 Amended	226,496	1,358,976
FY13-18 Full	225,478	1,352,858
FY13-18 Amended	227,583	1,365,497
FY15-20 Full	254,661	1,527,967
FY15-20 Amended	257,278	1,543,670
FY17-22 Full	288,243	1,729,459
FY17-22 Amended	290,622	1,743,729
FY19-24 Full	296,250	1,777,498
FY19-24 Amended	290,668	1,744,008
FY21-26 Full - Recommended	285,736	1,714,419

Local funding, consisting of General Obligation Bonds, Current Revenue, Recordation Taxes, and School Impact Taxes, represents \$1,362 million or 79.5 percent of the recommended budget. The recommended CIP also assumes \$352.2 million in State Aid, which includes traditional State Aid, state grant funds for local school systems with significant enrollment growth or relocatable classrooms, and other state support. The State Aid assumed in the recommended CIP was flatlined based on what was received from the State in FY20. While the Governor and State Legislature have both indicated interest in legislation that increase the amount of State Aid, it is unlikely any additional aid will be available in FY21 and it is not possible to project how much will be accessible in the future.

#### Highlights of County Executive Recommendations

- Allocate \$1,714.4 million despite significant reductions in key County funding sources, representing the recommended CIP's largest expenditure category and the Executive's highest priority or 40.5 percent with respect to all the other categories within the FY21-26 recommended CIP.
- Support the construction of a permanent Early Childhood Center at Watkins Mill High School to provide children living in poverty additional time to acquire skills for success in school and later in life.
- Support funding for MCPS' Countywide infrastructure and systemic projects such as Heating, Ventilation and Air Conditioning (HVAC), Roof Replacement, School Security, and Planned Lifecycle Asset Replacement (PLAR).

---

• Other CIP projects which benefit MCPS' programs include: Pedestrian Safety Program, Transportation Improvements For Schools, Fibernet, Ballfields Initiatives, Kennedy Shriver Aquatic Center Building Envelope Improvement, Child Care Renovations, High School Wellness Centers, and School Based Health & Linkages to Learning Centers.

## **PROGRAM EXPENDITURES**

---

The County Executive reaffirms his commitment to preparing children to live and learn.

### **Individual Schools and Countywide Projects**

The County Executive supports the Board's capacity-related projects which include sixteen elementary schools, five middle schools, and five high schools including one high school reopening. In addition, the Board of Education request includes the creation of an Early Childhood Center at Watkins Mill High School.

For the FY21-26 CIP, MCPS continues on a new model to increase planning and funding flexibility that incorporates Board and community input to re-prioritize large-scale facility renovations on a regular basis. As part of this effort, the Board has requested the Major Capital Projects be split into two projects, the Major Capital Projects - Elementary and Major Capital Projects - Secondary projects to address major capital work in nine schools. The Board's FY21-26 request for the Major Capital Projects - Elementary project is for \$143.9 million to address major capital work in four elementary schools and the request for the Major Capital Projects - Secondary project is for \$253.8 to address major capital work in one middle school and four high schools. As the Board of Education completes its school revitalizations/expansions program, it has requested \$127.5 million for the FY21-26 CIP to complete the last three schools in the program, one elementary school, one middle school, and one high school.

The Board's FY21-26 CIP request includes funding for countywide level of effort and compliance projects totaling \$532.4 million, including Fire Safety Code Upgrades; Heating, Ventilation, and Air Conditioning (HVAC); Improved (Safe) Access to Schools; Planned Life-Cycle Asset Replacement (PLAR); Restrooms Renovations; Roof Replacements; Relocatable Classrooms; School Security Systems; ADA Compliance; Asbestos Abatement; Building Modifications and Program Improvements; Outdoor Play Space Maintenance; Stormwater Discharge & Water Quality Management; Design and Construction Management; Facility Planning; and Technology Modernization. The County Executive continues to view maintaining the current MCPS infrastructure as a priority in order to extend the life of existing facilities.

The Board's FY21-26 CIP request includes \$6.2 million in increased funding for Technology Modernization. These costs must be cash funded and as such, must be considered in the context of the FY21 Operating Budget given the significant constraints in the operating budget that are projected.

### **Critical Need for Increased State Aid**

Additional State Aid beyond what it is already assumed in the FY21-26 CIP is critical for MCPS' projects to move forward and be completed under the requested expedited schedule which includes twenty one elementary schools, seven middle schools, and ten high schools including one high school reopening. Currently, the state funds only 20.5 percent of the Montgomery County Public Schools CIP. The County Executive joins the Board of Education, the County Council, and the County's legislative delegation in urging the State to provide additional State Aid in a manner that is affordable to the County. In order to use additional funding from the State, matching requirements and other rules that drive down the State's cost share will need to be modified to make it possible for the county to be able to use additional State Aid.

## **PROGRAM FUNDING**

---

The recommended MCPS capital program is funded using \$646.8 million of County bonds and \$715.4 million of other local resources including Current Revenue, Recordation Tax, and Schools Impact Tax. The CIP also assumes \$352.2 million of State Aid.

### **County General Obligation Bonds**

The Board's request includes large increases in General Obligation Bond expenditures throughout the six-year program. The County

Executive recommends bond funding of \$646.8 million over six years, which reflects the resources available within the CIP and the largest allocation of General Obligation Bonds of any CIP category. In FY21, \$148.1 million, or fully 46.3 percent of total planned General Obligation Bond issues for the year is recommended for MCPS.

### Other County Resources

Within the six-year CIP, the County Executive recommends \$136.9 million in Current Revenue, \$467.0 million in Recordation Tax revenue, and \$111.5 million in School Impact Tax revenue during FY21-26.

### State Support for Schools

The budget assumes \$352.2 million in all State Aid for school construction which includes \$196.8 million (\$32 million annually) in traditional State Aid, and \$155.4 million (\$25.9 million annually) in State Aid for local school systems with significant enrollment growth or relocatable classrooms. This assumed funding level reflects the amount that was received from the state in FY20. Financial support for the Board of Education (BOE) capital budget initiatives is contingent on a successful county effort to secure enhancements in State Aid for school construction over the next six years. The County Executive will actively advocate for any additional school construction support from the state and will work to ensure that proposed legislation includes language that makes it possible for MCPS to use additional State Aid.

Montgomery County has requested \$110.4 million of state funding in FY21 for 14 construction projects and 12 system renovation projects.

The State's Interagency Commission on School Construction (IAC) made a preliminary recommendation on December 12, 2019 to the State Board of Public Works (BPW) for \$25.3 million of State Aid related to Montgomery County's request for FY21. The table presented below shows details by project. The BPW will make final allocations in the spring of 2020 after the end of the Maryland General Assembly session.

Project by Category	Total Est. Cost	FY21 Request	IAC Rec.	Balance
<b>Balance of Funding:</b>				
Tilden MS/Rock Terrace School Rev/Ex	88,647	15,920	10,735	5,185
<b>Construction:</b>				
S. Christa McAuliffe ES Addition	11,386	2,110	1,156	954
Maryvale ES/Carl Sandburg School Rev/Exp	62,054	12,436	7,621	4,815
<b>Planning and Construction:</b>				
Ashburton ES Addition	10,944	1,264	-	1,264
Takoma Park MS Addition	25,186	4,957	-	4,957
Pine Crest ES Addition	8,623	1,891	-	1,891
Montgomery Knolls ES Addition	6,605	1,445	-	1,445
Walt Whitman HS Addition	27,577	6,133	1,205	4,928
Thomas W. Pyle MS Addition	25,114	5,099	-	5,099
Piney Branch ES Addition	4,211	836	-	836
Col. E. Brooke Lee MS Add./Facility Upg.	57,864	13,043	-	13,043
Silver Spring Inter. MS/Sligo Creek ES Add.	35,140	7,729	-	7,729
John F. Kennedy HS Addition	20,578	4,471	-	4,471

Project by Category	Total Est. Cost	FY21 Request	IAC Rec.	Balance
Charles W. Woodward HS Reopening	120,235	26,908	-	26,908
<b>Systemic Projects</b>				
Kingsview MS Roof Replacement	3,472	867	650	217
Quince Orchard HS HVAC Replacement	2,500	624	468	156
Clarksburg ES HVAC Replacement	2,250	562	422	141
Westland MS Roof Replacement	2,236	558	419	140
Bethesda ES Roof Replacement	2,076	518	389	130
Meadow Hall ES HVAC Replacement	2,000	499	374	125
Ronald McNair ES HVAC Replacement	1,950	487	365	122
John Poole MS Roof Replacement	1,917	479	359	120
Brookhaven ES HVAC Replacement	1,900	474	356	119
Argyle MS Roof Replacement	1,714	428	321	107
Damascus ES Roof Replacement	1,420	353	265	88
Lucy V. Barnsley Roof Replacement	1,228	307	230	77
<b>Total</b>	<b>528,827</b>	<b>110,398</b>	<b>25,334</b>	<b>85,064</b>

The following table compares the annual amount of State Aid requested by MCPS to the amount finally approved since 2003.

**State Aid Funding (\$ millions)**

Fiscal Year	State Aid Requested	State Aid Approved	Difference
FY03	22.1	18.0	(4.1)
FY04	18.5	10.5	(8.0)
FY05	59.9	9.0	(50.9)
FY06	126.2	30.4	(95.8)
FY07	125.2	40.0	(85.2)
FY08	134.0	52.3	(81.7)
FY09	132.7	46.3	(86.4)
FY10	113.8	28.4	(85.4)
FY11	139.1	30.2	(108.9)
FY12	163.7	42.0	(121.7)
FY13	184.5	43.1	(141.4)
FY14	149.3	35.1	(114.2)
FY15	162.9	40.0	(123.0)

Fiscal Year	State Aid Requested	State Aid Approved	Difference
FY16	148.0	45.7	(102.3)
FY17	155.6	50.1	(105.5)
FY18	119.1	59.2	(59.9)
FY19	118.2	59.7	(58.5)
FY20	113.8	58.7	(55.1)
FY21	110.4		(110.4)

## SUBDIVISION STAGING POLICY

The Subdivision Staging Policy is a policy framework developed by the Planning Department and approved by the Council to ensure that approvals of new development are commensurate with adequate transportation and school facilities. For the purposes of analysis to determine adequate capacity, the County has been divided into 25 areas called high school clusters which match with the service areas or clusters boundaries used by MCPS. For these purposes, the County has also been divided into middle school and elementary school service areas which also coincide with the middle school and elementary school boundaries used by MCPS. Each high school cluster includes middle schools and elementary schools which feed students into each high school.

The current Subdivision Staging Policy test of school adequacy applies to requests for residential development applications that have been filed with the Montgomery County Planning Board (since January 1, 2017), and assesses whether there is sufficient school capacity five years in the future in each of the individual schools. For each school, the total projected enrollment is compared to total school capacity in the future, including the additional capacity that will be built if the County Council approves the recommended CIP. The Subdivision Staging Policy School Test uses MCPS program capacity, which is calculated based on grade levels served and programs in schools. Program capacity does not include any relocatable classrooms that may be in use at schools.

The annual school test has two levels (or tiers) in which adequacy is first reviewed at the cluster level for each individual school and secondly, at the school level (only for elementary and middle schools). Elementary schools where enrollment is projected to be above 120 percent of program capacity and have a seat deficit of 110 seats, middle schools where enrollment is projected to be above 120 percent and have a seat deficit of 180 seats, and high schools where enrollment is projected to be above 120 percent are placed in development moratorium, which would apply to any residential application that had not received approval from the Planning Board (as of July 1, 2019, in the case of the FY20 school test). Effectively, if school capacity is insufficient to accommodate population growth from new residential development, the Planning Board cannot approve new applications.

The tables that appear at the end of this chapter present the outcome of the Subdivision Staging Policy test effective July 1, 2019 based on the Approved FY20 Capital Budget and Amendment to the FY19-24 CIP. Article II of Chapter 33A-15 of the Montgomery County Code requires that, no later than November 15 in odd-numbered years, the County Council adopt the County's Subdivision Staging Policy.

### Operating budget impact

Operating budget impacts measure resources needed to maintain or operate new or modernized facilities. They include such elements as salaries for administrators, new teachers for new school construction, building service workers, and the cost of energy. MCPS CIP operating budget impacts on Montgomery County Government include the debt service generated by the issuance of government bond funding required for MCPS' capital projects.

According to MCPS standards and using FY20 dollars, each new 740 student elementary school will require approximately \$2.6 million in additional operating costs for the first year. These costs include salaries and employee benefits for 19.95 workyears of non-classroom positions. Each new 1,200 student middle school will require approximately \$4.3 million in additional operating costs for the first year. These costs include salaries and employee benefits for 36.3 workyears of non-classroom positions. A new 2,000

student high school is estimated to require approximately \$8.2 million in additional operating costs for the first year. These costs include salaries and employee benefits for 66.9 workyears of non-classroom positions. The new school cost represents base funding only, and does not include special programs or additional resources for highly impacted schools.

## STATUTORY AUTHORITY

Titles 3, 4, and 5 of the Education Article, Annotated Code of Maryland, govern the establishment of county boards of education, local school administration, and financing. Each county board is to maintain throughout its county a reasonably uniform system of public schools that is designed to provide quality education and equal educational opportunities for all children. Subtitle 3 of Title 5, State Aid for School Construction, provides for payment of certain public school construction and capital improvement costs by the State through its Public School Construction Program. The CIP review process for the public schools is governed by laws and regulations of the State of Maryland, the Montgomery County Charter, and the Board of Education's Policy on Long-Range Educational Facilities Planning.

Subdivision Staging Policy FY 2020 School Test Results Summary  
Reflects Approved FY 2020 Capital Budget and Amendments to the FY 2019-2024 Capital Improvements Program (CIP)  
Effective July 1, 2019

School Test Description and Details	School Test Outcome	Elementary School Inadequate	Middle School Inadequate	High School Inadequate
<b>CLUSTER TEST</b>  Inadequate if cluster is over 120% utilization, by level  Test year 2024-25	<b>MORATORIUM</b> Moratorium required in cluster service areas that are inadequate.	James Hubert Blake (124.8%)		Montgomery Blair (124.3%) Albert Einstein (130.1%) Walter Johnson (129.3%)
	<b>OPEN CONDITIONALLY - Placeholder</b> Placeholder projects prevent these cluster service areas from entering moratoria. <i>See notes.</i>			
	<b>OPEN CONDITIONALLY - CIP</b> Planned projects in other clusters and/or future reassignments prevent these cluster service areas from entering moratoria. <i>See notes.</i>			Clarksburg (140.0%) <sup>1</sup> Richard Montgomery (122.7%) <sup>2</sup> Northwest (130.4%) <sup>1</sup> Northwood (138.7%) <sup>3</sup> Quince Orchard (125.8%) <sup>2</sup>
<b>INDIVIDUAL SCHOOL TEST</b>  Inadequate if school is over 120% utilization and at or above seat deficit thresholds  Elementary: 110 seats Middle: 180 seats  Test year 2024-25	<b>MORATORIUM</b> Moratorium required in school service areas that are inadequate.	Burning Tree ES (-127, 133.6%) Burnt Mills ES (-277, 170.7%) Clopper Mill ES (-148, 131.5%) Cloverly ES (-143, 131.0%) Farmland ES (-183, 125.6%) Highland View ES (-114, 139.6%) Lake Seneca ES (-173, 141.7%) Thurgood Marshall ES (-179, 132.1%) William T. Page ES (-289, 174.7%) Judith A. Resnik ES (-154, 130.9%) Sargent Shriver ES (-167, 124.8%) South Lake ES (-176, 125.1%) Stonegate ES (-161, 143.3%)		
	<b>OPEN CONDITIONALLY - Placeholder</b> Placeholder projects prevent these school service areas from entering moratoria. <i>See notes.</i>	Bethesda ES (-171, 130.5%) <sup>a</sup> Somerset ES (-141, 127.4%) <sup>b</sup>	Francis Scott Key MS (-209, 121.8%) <sup>c</sup>	
	<b>OPEN CONDITIONALLY - CIP</b> Planned projects in other schools and/or future reassignments prevent these school service areas from entering moratoria. <i>See notes.</i>	Rachel Carson ES (-355, 151.4%) <sup>d</sup> Clarksburg ES (-321, 203.2%) <sup>5</sup> Forest Knolls ES (-246, 146.5%) <sup>6</sup> JoAnn Leleck ES (-282, 139.4%) <sup>7</sup> Strawberry Knoll ES (-247, 154.4%) <sup>8</sup> Summit Hall ES (-276, 163.4%) <sup>8</sup>		

The test outcome for any school or cluster service area not identified on the results summary table is "open."

- <sup>a</sup> The Bethesda ES service area is open conditionally due to an approved 6-classroom placeholder project.
- <sup>b</sup> The Somerset ES service area is open conditionally due to an approved 4-classroom placeholder project.
- <sup>c</sup> The Francis Scott Key MS service area is open conditionally due to an approved 4-classroom placeholder project.
  
- <sup>1</sup> The Clarksburg and Northwest cluster service areas are open conditionally due to an approved CIP project that will reassign students to Seneca Valley HS in September 2020.
- <sup>2</sup> The Richard Montgomery cluster and Quince Orchard cluster service areas are open conditionally due to an approved CIP project that will reassign students to the new Crown HS by September 2024.
- <sup>3</sup> The Northwood cluster service area is open conditionally due to relocation to a reopened Woodward HS in September 2023.
- <sup>4</sup> The Rachel Carson ES service area is open conditionally due to an approved CIP project that will reassign students to DuFief ES in September 2022.
- <sup>5</sup> The Clarksburg ES service area is open conditionally due to an approved CIP project that will reassign students to Clarksburg ES #9 in September 2022.
- <sup>6</sup> The Forest Knolls ES service area is open conditionally due to approved CIP projects that will reassign students to Montgomery Knolls ES (K-2) and Pine Crest ES (3-5) in September 2020.
- <sup>7</sup> The JoAnn Leleck ES at Broad Acres service area is open conditionally due to an approved CIP project that will reassign students to Roscoe R. Nix ES and Cresthaven ES in September 2022.
- <sup>8</sup> The Strawberry Knoll ES and Summit Hall ES service areas are open conditionally due to an approved CIP project that will reassign students to Gaithersburg ES #8 in September 2022.



# Subdivision Staging Policy FY 2020 School Test: Cluster Utilization in 2024-2025

Reflects Approved FY 2020 Capital Budget  
and Amendments to the FY 2019–2024 Capital Improvements Program (CIP)

CLUSTER Test: Percent Utilization > 120% = Moratorium

Cluster Area	Level	Projected Enrollment September	Projected MCPS Program Capacity	Projected Cluster Utilization in	Cluster Capacity is:	School Test Results Cluster Area Status is:	Moratorium Threshold*
Bethesda-Chevy Chase <sup>a</sup>	ES	3,714	4,020	92.4%	Adequate	Open	1,111
	MS	1,917	2,024	94.7%	Adequate		511
	HS	2,410	2,457	98.1%	Adequate		538
Montgomery Blair <sup>1</sup>	ES	4,920	4,927	99.9%	Adequate	Moratorium	N/A
	ES	2,687	2,772	96.9%	Adequate		
	HS	3,619	2,912	124.3%	Inadequate		
James Hubert Blake <sup>2,b</sup>	ES	3,448	2,763	124.8%	Inadequate	Moratorium	N/A
	MS	1,624	1,588	102.3%	Adequate		
	HS	1,763	1,743	101.1%	Adequate		
Winston Churchill	ES	2,662	2,859	93.1%	Adequate	Open	769
	MS	1,588	1,785	89.0%	Adequate		553
	HS	2,181	1,986	109.8%	Adequate		202
Clarksburg <sup>3,4</sup>	ES	4,796	5,107	93.9%	Adequate	Open Conditionally	1,333
	MS	2,224	2,185	101.8%	Adequate		397
	HS	2,848	2,034	140.0%	Inadequate		119
Damascus <sup>3</sup>	ES	2,209	2,313	95.5%	Adequate	Open	567
	MS	1,222	1,040	117.5%	Adequate		25
	HS	1,371	1,556	88.1%	Adequate		496
Albert Einstein	ES	2,941	3,079	95.5%	Adequate	Moratorium	N/A
	MS	1,345	1,481	90.8%	Adequate		
	HS	2,119	1,629	130.1%	Inadequate		
Gaithersburg	ES	4,694	4,668	100.6%	Adequate	Open	908
	MS	1,882	1,958	96.1%	Adequate		467
	HS	2,764	2,429	113.8%	Adequate		150
Walter Johnson	ES	4,660	4,542	102.6%	Adequate	Moratorium	N/A
	MS	2,398	2,433	98.6%	Adequate		
	HS	3,001	2,321	129.3%	Inadequate		
John F. Kennedy	ES	3,254	3,164	102.8%	Adequate	Open	543
	MS	1,875	1,778	105.5%	Adequate		258
	HS	2,062	2,221	92.8%	Adequate		603
Col. Zadok Magruder	ES	2,739	2,667	102.7%	Adequate	Open	462
	MS	1,301	1,619	80.4%	Adequate		641
	HS	1,725	1,941	88.9%	Adequate		604
Richard Montgomery <sup>5</sup>	ES	2,853	3,008	94.8%	Adequate	Open Conditionally	757
	MS	1,467	1,432	102.4%	Adequate		251
	HS	2,722	2,218	122.7%	Inadequate		59
Northwest <sup>4</sup>	ES	4,191	3,851	108.8%	Adequate	Open Conditionally	431
	MS	2,363	2,300	102.7%	Adequate		396
	HS	2,981	2,286	130.4%	Inadequate		135
Northwood <sup>1,6</sup>	ES	3,142	3,020	104.0%	Adequate	Open Conditionally	483
	MS	1,634	1,720	95.0%	Adequate		429
	HS	2,092	1,508	138.7%	Inadequate		1,147
Paint Branch	ES	2,752	2,455	112.1%	Adequate	Open	195
	MS	1,390	1,297	107.2%	Adequate		166
	HS	2,142	2,020	106.0%	Adequate		281



CLUSTER Test: Percent Utilization > 120% = Moratorium

Cluster Area	Level	Projected Enrollment September	Projected MCPS Program Capacity	Projected Cluster Utilization in	School Test Results		
					Cluster Capacity is:	Cluster Area Status is:	Moratorium Threshold*
Poolesville	ES	631	758	83.2%	Adequate	Open	279
	MS	405	468	86.5%	Adequate		156
	HS	1,237	1,170	105.7%	Adequate		166
Quince Orchard <sup>5,7</sup>	ES	2,915	2,982	97.8%	Adequate	Open Conditionally	664
	MS	1,489	1,643	90.6%	Adequate		482
	HS	2,311	1,837	125.8%	Inadequate		43
Rockville	ES	2,772	2,597	106.7%	Adequate	Open	345
	MS	1,093	944	115.8%	Adequate		39
	HS	1,664	1,549	107.4%	Adequate		194
Seneca Valley <sup>4</sup>	ES	2,358	2,398	98.3%	Adequate	Open	520
	MS	1,326	1,345	98.6%	Adequate		287
	HS	1,301	2,581	50.4%	Adequate		896
Sherwood	ES	2,356	2,498	94.3%	Adequate	Open	642
	MS	1,289	1,448	89.0%	Adequate		448
	HS	1,966	2,188	89.9%	Adequate		659
Springbrook <sup>2,b</sup>	ES	3,104	3,266	95.0%	Adequate	Open	816
	MS	1,247	1,232	101.2%	Adequate		231
	HS	2,014	2,121	95.0%	Adequate		531
Watkins Mill	ES	3,073	2,767	111.1%	Adequate	Open	248
	MS	1,397	1,359	102.8%	Adequate		233
	HS	1,939	1,933	100.3%	Adequate		380
Wheaton	ES	3,271	3,439	95.1%	Adequate	Open	856
	MS	1,772	1,700	104.2%	Adequate		267
	HS	2,318	2,234	103.8%	Adequate		362
Walt Whitman	ES	2,665	2,540	104.9%	Adequate	Open	384
	MS	1,591	1,502	105.9%	Adequate		211
	HS	2,227	2,262	98.5%	Adequate		487
Thomas S. Wootton <sup>7</sup>	ES	3,043	3,527	86.3%	Adequate	Open	1,190
	MS	1,414	1,514	93.4%	Adequate		402
	HS	1,968	2,142	91.9%	Adequate		602

\* Indicates the number of additional projected students that would trigger a moratorium for the cluster area.

The cluster service area status and moratorium thresholds reflect the estimated impacts of:

<sup>1</sup> CIP projects (P651708 and P651709) that will reassign students from Forest Knolls ES (Northwood cluster) to Montgomery Knolls ES (K-2) and Pine Crest ES (3-5) (both in the Montgomery Blair cluster) in September 2020.

<sup>2</sup> CIP projects (P651902 and P651903) that will reassign students from JoAnn Leleck ES (at Broad Acres) (Springbrook cluster) to Roscoe R. Nix ES (K-2) and Cresthaven ES (3-5) (both with split articulation between the James H. Blake and Springbrook clusters) in September 2022.

<sup>3</sup> a CIP project (P651901) that will reassign students from Cedar Grove ES and Wilson Wims ES (both with split articulation between the Clarksburg and Damascus clusters) to Clarksburg ES #9 (Clarksburg cluster) in September 2022.

<sup>4</sup> a CIP project (P926575) that will reassign students from Clarksburg HS and Northwest HS to Seneca Valley HS in September 2020.

<sup>5</sup> a CIP project (P651909) that will reassign students from Richard Montgomery HS and Quince Orchard HS to the new Crown HS in September 2024.

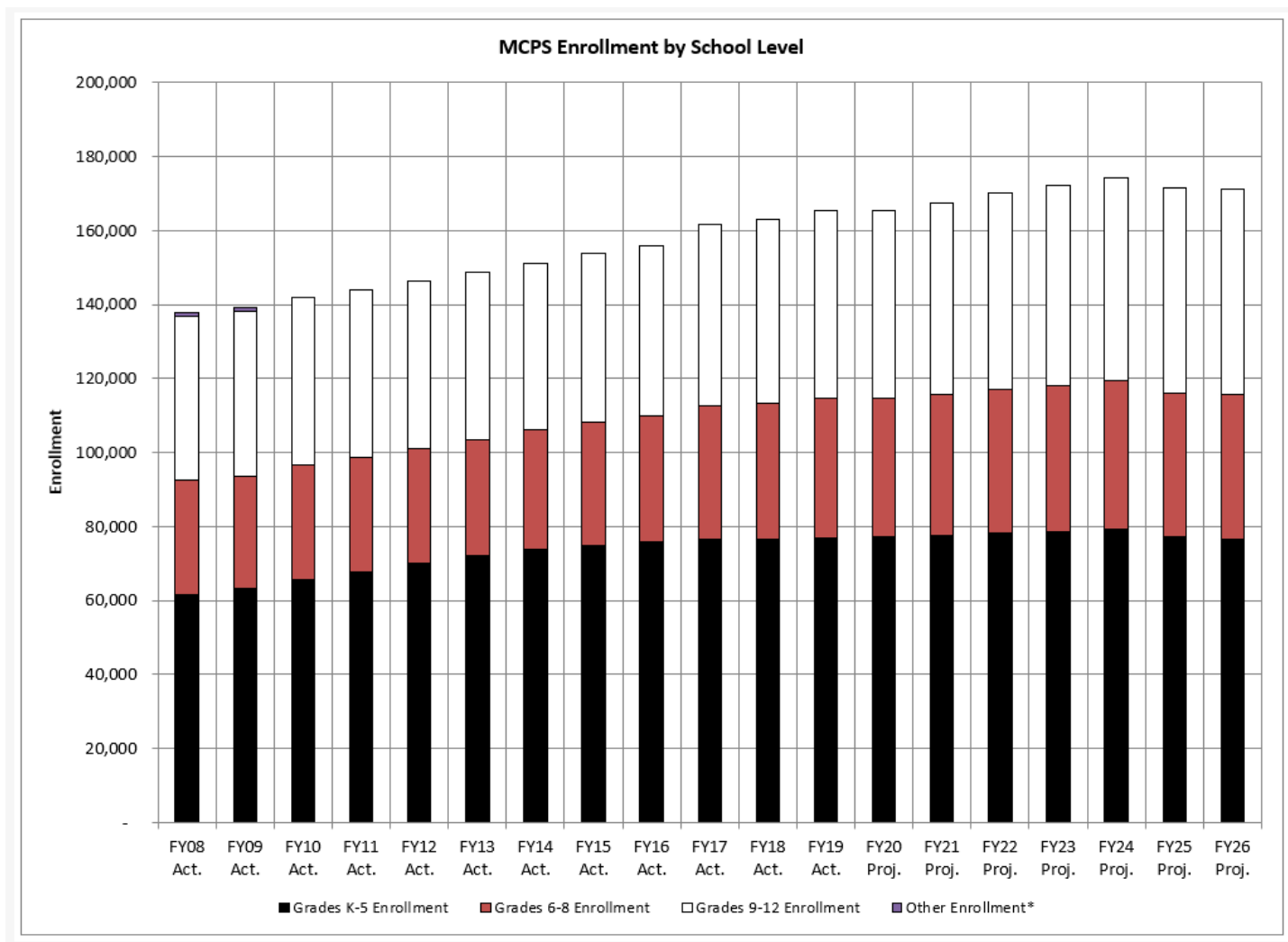
<sup>6</sup> Northwood HS temporarily relocating to a reopened Woodward HS (P651908) in September 2023.

<sup>7</sup> a CIP project (P651905) that will reassign students from Rachel Carson ES (Quince Orchard cluster) to DuFief ES (Thomas S. Wootton cluster) in September 2022.

The cluster service area status and moratorium thresholds reflect the impacts of:

<sup>a</sup> a six-classroom placeholder project (P651916) at Bethesda ES and a four-classroom placeholder project (P651914) at Somerset ES.

<sup>b</sup> a four-classroom placeholder project (P652004) at Francis Scott Key MS.



# EXECUTIVE RECOMMENDATION



## Hallie Wells MS (P116506)

Category	Montgomery County Public Schools	Date Last Modified	01/06/20
SubCategory	Individual Schools	Administering Agency	Public Schools
Planning Area	Clarksburg and Vicinity	Status	Planning Stage

### EXPENDITURE SCHEDULE (\$000s)

Cost Elements	Total	Thru FY19	Est FY20	Total 6 Years	FY 21	FY 22	FY 23	FY 24	FY 25	FY 26	Beyond 6 Years
Planning, Design and Supervision	2,631	2,631	-	-	-	-	-	-	-	-	-
Site Improvements and Utilities	7,690	7,690	-	-	-	-	-	-	-	-	-
Construction	36,063	35,991	72	-	-	-	-	-	-	-	-
Other	1,630	1,630	-	-	-	-	-	-	-	-	-
<b>TOTAL EXPENDITURES</b>	<b>48,014</b>	<b>47,942</b>	<b>72</b>	<b>-</b>	<b>-</b>	<b>-</b>	<b>-</b>	<b>-</b>	<b>-</b>	<b>-</b>	<b>-</b>

### FUNDING SCHEDULE (\$000s)

Funding Source	Total	Thru FY19	Est FY20	Total 6 Years	FY 21	FY 22	FY 23	FY 24	FY 25	FY 26	Beyond 6 Years
G.O. Bonds	3,936	3,864	72	-	-	-	-	-	-	-	-
Recordation Tax	25,986	25,986	-	-	-	-	-	-	-	-	-
Schools Impact Tax	7,434	7,434	-	-	-	-	-	-	-	-	-
State Aid	10,658	10,658	-	-	-	-	-	-	-	-	-
<b>TOTAL FUNDING SOURCES</b>	<b>48,014</b>	<b>47,942</b>	<b>72</b>	<b>-</b>	<b>-</b>	<b>-</b>	<b>-</b>	<b>-</b>	<b>-</b>	<b>-</b>	<b>-</b>

### COMPARISON (\$000s)

	Total	Thru FY19	Est FY20	Total 6 Years	FY 21	FY 22	FY 23	FY 24	FY 25	FY 26	Beyond 6 Years	FY 21 Approp.
Prior Year Approved	52,764	52,764	-	-	-	-	-	-	-	-	-	-
Agency Request	52,764	47,942	4,822	-	-	-	-	-	-	-	-	-
Recommended	48,014	47,942	72	-	-	-	-	-	-	-	-	-

CHANGE	TOTAL	%	6-YEAR	%	APPROP.	%
Agency Request vs Prior Year Approved	-	-	-	-	-	-
Recommended vs Prior Year Approved	(4,750)	-9.0%	-	-	-	-
Recommended vs Agency Request	(4,750)	-9.0%	-	-	-	-

---

## RECOMMENDATION

Approve with Technical Modifications. Recognize (MCPS confirmed) project savings.



# Hallie Wells MS

(P116506)

Category	Montgomery County Public Schools	Date Last Modified	01/06/20
SubCategory	Individual Schools	Administering Agency	Public Schools
Planning Area	Clarksburg and Vicinity	Status	Planning Stage

## EXPENDITURE SCHEDULE (\$000s)

Cost Elements	Total	Thru FY19	Est FY20	Total 6 Years	FY 21	FY 22	FY 23	FY 24	FY 25	FY 26	Beyond 6 Years
Planning, Design and Supervision	2,631	2,631	-	-	-	-	-	-	-	-	-
Site Improvements and Utilities	7,690	7,690	-	-	-	-	-	-	-	-	-
Construction	40,813	35,991	4,822	-	-	-	-	-	-	-	-
Other	1,630	1,630	-	-	-	-	-	-	-	-	-
<b>TOTAL EXPENDITURES</b>	<b>52,764</b>	<b>47,942</b>	<b>4,822</b>	<b>-</b>	<b>-</b>	<b>-</b>	<b>-</b>	<b>-</b>	<b>-</b>	<b>-</b>	<b>-</b>

## FUNDING SCHEDULE (\$000s)

Funding Source	Total	Thru FY19	Est FY20	Total 6 Years	FY 21	FY 22	FY 23	FY 24	FY 25	FY 26	Beyond 6 Years
G.O. Bonds	8,686	3,864	4,822	-	-	-	-	-	-	-	-
Recordation Tax	25,986	25,986	-	-	-	-	-	-	-	-	-
Schools Impact Tax	7,434	7,434	-	-	-	-	-	-	-	-	-
State Aid	10,658	10,658	-	-	-	-	-	-	-	-	-
<b>TOTAL FUNDING SOURCES</b>	<b>52,764</b>	<b>47,942</b>	<b>4,822</b>	<b>-</b>	<b>-</b>	<b>-</b>	<b>-</b>	<b>-</b>	<b>-</b>	<b>-</b>	<b>-</b>

## OPERATING BUDGET IMPACT (\$000s)

Impact Type	Total 6 Years	FY 21	FY 22	FY 23	FY 24	FY 25	FY 26
Maintenance	3,756	626	626	626	626	626	626
Energy	1,398	233	233	233	233	233	233
<b>NET IMPACT</b>	<b>5,154</b>	<b>859</b>	<b>859</b>	<b>859</b>	<b>859</b>	<b>859</b>	<b>859</b>

## APPROPRIATION AND EXPENDITURE DATA (\$000s)

Appropriation FY 21 Request	-	Year First Appropriation	FY13
Appropriation FY 22 Request	-	Last FY's Cost Estimate	52,764
Cumulative Appropriation	52,764		
Expenditure / Encumbrances	-		
Unencumbered Balance	52,764		

## PROJECT DESCRIPTION

---

The Clarksburg Master Plan, approved in 1994, allows for the potential development of 15,000 housing units. Development of this community resulted in the formation of a new cluster of schools. Enrollment projections at Rocky Hill Middle School continue to increase dramatically throughout the FY 2011-2016 six-year CIP. This continued growth justifies the need for the opening of another middle school to serve the Clarksburg/Damascus service areas. Rocky Hill Middle School has a program capacity for 939 students. Enrollment is expected to reach 1,411 students by the 2015-2016 school year. A feasibility study was conducted in FY 2009 to determine the cost and scope of the project. The proposed middle school will have a program capacity of 988. Due to fiscal constraints, this project was delayed one year in the adopted FY 2013-2018 CIP. An FY 2013 appropriation was approved to begin planning this new middle school. An FY 2015 appropriation was approved for construction funds. An FY 2016 appropriation was approved to complete this project. This project is scheduled to be completed by August 2016.

## CAPACITY

Program Capacity after Project: 988

## DISCLOSURES

MCPS asserts that this project conforms to the requirement of relevant local plans, as required by the Maryland Economic Growth, Resource Protection and Planning Act.

## COORDINATION

Mandatory Referral - M-NCPPC, Department of Environment Protection, Building Permits, Code Review, Fire Marshal, Department of Transportation, Inspections, Sediment Control, Stormwater Management, WSSC Permits

# EXECUTIVE RECOMMENDATION



## Kensington-Parkwood ES Addition (P651505)

Category	Montgomery County Public Schools	Date Last Modified	01/06/20
SubCategory	Individual Schools	Administering Agency	Public Schools
Planning Area	Kensington-Wheaton	Status	Planning Stage

### EXPENDITURE SCHEDULE (\$000s)

Cost Elements	Total	Thru FY19	Est FY20	Total 6 Years	FY 21	FY 22	FY 23	FY 24	FY 25	FY 26	Beyond 6 Years
Planning, Design and Supervision	998	998	-	-	-	-	-	-	-	-	-
Site Improvements and Utilities	1,900	1,900	-	-	-	-	-	-	-	-	-
Construction	6,805	6,383	422	-	-	-	-	-	-	-	-
Other	476	476	-	-	-	-	-	-	-	-	-
<b>TOTAL EXPENDITURES</b>	<b>10,179</b>	<b>9,757</b>	<b>422</b>	<b>-</b>	<b>-</b>	<b>-</b>	<b>-</b>	<b>-</b>	<b>-</b>	<b>-</b>	<b>-</b>

### FUNDING SCHEDULE (\$000s)

Funding Source	Total	Thru FY19	Est FY20	Total 6 Years	FY 21	FY 22	FY 23	FY 24	FY 25	FY 26	Beyond 6 Years
G.O. Bonds	7,177	6,755	422	-	-	-	-	-	-	-	-
Recordation Tax	2,571	2,571	-	-	-	-	-	-	-	-	-
State Aid	431	431	-	-	-	-	-	-	-	-	-
<b>TOTAL FUNDING SOURCES</b>	<b>10,179</b>	<b>9,757</b>	<b>422</b>	<b>-</b>	<b>-</b>	<b>-</b>	<b>-</b>	<b>-</b>	<b>-</b>	<b>-</b>	<b>-</b>

### COMPARISON (\$000s)

	Total	Thru FY19	Est FY20	Total 6 Years	FY 21	FY 22	FY 23	FY 24	FY 25	FY 26	Beyond 6 Years	FY 21 Approp.
Prior Year Approved	12,679	12,679	-	-	-	-	-	-	-	-	-	-
Agency Request	12,679	9,757	2,922	-	-	-	-	-	-	-	-	-
Recommended	10,179	9,757	422	-	-	-	-	-	-	-	-	-

CHANGE	TOTAL	%	6-YEAR	%	APPROP.	%
Agency Request vs Prior Year Approved	-	-	-	-	-	-
Recommended vs Prior Year Approved	(2,500)	-19.7%	-	-	-	-
Recommended vs Agency Request	(2,500)	-19.7%	-	-	-	-

---

## RECOMMENDATION

Approve with Technical Modifications. Recognize (MCPS confirmed) project savings.





# Kensington-Parkwood ES Addition

(P651505)

Category	Montgomery County Public Schools	Date Last Modified	01/06/20
SubCategory	Individual Schools	Administering Agency	Public Schools
Planning Area	Kensington-Wheaton	Status	Planning Stage

## EXPENDITURE SCHEDULE (\$000s)

Cost Elements	Total	Thru FY19	Est FY20	Total 6 Years	FY 21	FY 22	FY 23	FY 24	FY 25	FY 26	Beyond 6 Years
Planning, Design and Supervision	998	998	-	-	-	-	-	-	-	-	-
Site Improvements and Utilities	1,900	1,900	-	-	-	-	-	-	-	-	-
Construction	9,305	6,383	2,922	-	-	-	-	-	-	-	-
Other	476	476	-	-	-	-	-	-	-	-	-
TOTAL EXPENDITURES	12,679	9,757	2,922	-	-	-	-	-	-	-	-

## FUNDING SCHEDULE (\$000s)

Funding Source	Total	Thru FY19	Est FY20	Total 6 Years	FY 21	FY 22	FY 23	FY 24	FY 25	FY 26	Beyond 6 Years
G.O. Bonds	9,677	6,755	2,922	-	-	-	-	-	-	-	-
Recordation Tax	2,571	2,571	-	-	-	-	-	-	-	-	-
State Aid	431	431	-	-	-	-	-	-	-	-	-
TOTAL FUNDING SOURCES	12,679	9,757	2,922	-	-	-	-	-	-	-	-

## OPERATING BUDGET IMPACT (\$000s)

Impact Type	Total 6 Years	FY 21	FY 22	FY 23	FY 24	FY 25	FY 26
Maintenance	528	88	88	88	88	88	88
Energy	216	36	36	36	36	36	36
NET IMPACT	744	124	124	124	124	124	124

## APPROPRIATION AND EXPENDITURE DATA (\$000s)

Appropriation FY 21 Request	-	Year First Appropriation	FY15
Appropriation FY 22 Request	-	Last FY's Cost Estimate	12,679
Cumulative Appropriation	12,679		
Expenditure / Encumbrances	-		
Unencumbered Balance	12,679		

## PROJECT DESCRIPTION

Enrollment projections at Kensington-Parkwood Elementary School reflect a need for an addition. Kensington-Parkwood Elementary

---

School has a program capacity for 471 students. Enrollment is expected to reach 674 students by the 2017-2018 school year. A feasibility study was conducted in FY 2013 to determine the cost and scope of the project. An FY 2015 appropriation was approved to begin planning this addition. While the planning funds remain on the schedule requested by the Board of Education, due to fiscal constraints, the construction funds were programmed one year later in the approved FY2015-2020 CIP. The Board of Education's requested FY 2015-2020 Amended CIP reinstated the construction schedule previously requested by the Board. Due to fiscal constraints, the County Council did not approve the Board's request. An FY 2017 appropriation was approved for construction funds. An FY 2018 appropriation was approved to complete this project. This project is scheduled to be completed by September 2018.

## DISCLOSURES

MCPS asserts that this project conforms to the requirement of relevant local plans, as required by the Maryland Economic Growth, Resource Protection and Planning Act.

## COORDINATION

Mandatory Referral - M-NCPPC, Department of Environmental Protection, Building Permits, Code Review, Fire Marshall, Department of Transportation, Inspections, Sediment Control, Stormwater Management, WSSC Permits

# EXECUTIVE RECOMMENDATION



## Major Capital Projects - Elementary (P652101)

Category	Montgomery County Public Schools	Date Last Modified	01/03/20
SubCategory	Countywide	Administering Agency	Public Schools
Planning Area	Countywide	Status	

### EXPENDITURE SCHEDULE (\$000s)

Cost Elements	Total	Thru FY19	Est FY20	Total 6 Years	FY 21	FY 22	FY 23	FY 24	FY 25	FY 26	Beyond 6 Years
Planning, Design and Supervision	10,536	-	2,483	8,053	3,285	3,426	1,342	-	-	-	-
Site Improvements and Utilities	22,353	-	-	22,353	9,870	10,061	2,100	322	-	-	-
Construction	107,306	-	-	107,306	9,126	26,438	38,805	27,937	5,000	-	-
Other	6,232	-	-	6,232	-	775	5,457	-	-	-	-
<b>TOTAL EXPENDITURES</b>	<b>146,427</b>	<b>-</b>	<b>2,483</b>	<b>143,944</b>	<b>22,281</b>	<b>40,700</b>	<b>47,704</b>	<b>28,259</b>	<b>5,000</b>	<b>-</b>	<b>-</b>

### FUNDING SCHEDULE (\$000s)

Funding Source	Total	Thru FY19	Est FY20	Total 6 Years	FY 21	FY 22	FY 23	FY 24	FY 25	FY 26	Beyond 6 Years
G.O. Bonds	146,427	-	2,483	143,944	22,281	40,700	47,704	28,259	5,000	-	-
<b>TOTAL FUNDING SOURCES</b>	<b>146,427</b>	<b>-</b>	<b>2,483</b>	<b>143,944</b>	<b>22,281</b>	<b>40,700</b>	<b>47,704</b>	<b>28,259</b>	<b>5,000</b>	<b>-</b>	<b>-</b>

### COMPARISON (\$000s)

	Total	Thru FY19	Est FY20	Total 6 Years	FY 21	FY 22	FY 23	FY 24	FY 25	FY 26	Beyond 6 Years	FY 21 Approp.
Prior Year Approved	-	-	-	-	-	-	-	-	-	-	-	-
Agency Request	146,427	583	1,900	143,944	22,281	40,700	47,704	28,259	5,000	-	-	3,000
Recommended	146,427	-	2,483	143,944	22,281	40,700	47,704	28,259	5,000	-	-	20,030

CHANGE	TOTAL	%	6-YEAR	%	APPROP.	%
Agency Request vs Prior Year Approved	146,427	-	143,944	-	3,000	-
Recommended vs Prior Year Approved	146,427	-	143,944	-	20,030	-
Recommended vs Agency Request	-	-	-	-	17,030	567.7%

## RECOMMENDATION

---

Approve with Technical Modifications. This project comes from the Major Capital Project (P651913) as it was divided into two master projects, the Major Capital Projects - Elementary and the Major Capital Projects - Secondary. It is assumed that Council would approve the reallocation of the appropriation from the last approved project into the two new master projects. Changes in appropriation were made in some sub-projects with Montgomery County Public Schools consent.



# Major Capital Projects - Elementary

(P652101)

Category	Montgomery County Public Schools	Date Last Modified	01/03/20
SubCategory	Countywide	Administering Agency	Public Schools
Planning Area	Countywide	Status	

## EXPENDITURE SCHEDULE (\$000s)

Cost Elements	Total	Thru FY19	Est FY20	Total 6 Years	FY 21	FY 22	FY 23	FY 24	FY 25	FY 26	Beyond 6 Years
Planning, Design and Supervision	10,536	583	1,900	8,053	3,285	3,426	1,342	-	-	-	-
Site Improvements and Utilities	22,353	-	-	22,353	9,870	10,061	2,100	322	-	-	-
Construction	107,306	-	-	107,306	9,126	26,438	38,805	27,937	5,000	-	-
Other	6,232	-	-	6,232	-	775	5,457	-	-	-	-
<b>TOTAL EXPENDITURES</b>	<b>146,427</b>	<b>583</b>	<b>1,900</b>	<b>143,944</b>	<b>22,281</b>	<b>40,700</b>	<b>47,704</b>	<b>28,259</b>	<b>5,000</b>	<b>-</b>	<b>-</b>

## FUNDING SCHEDULE (\$000s)

Funding Source	Total	Thru FY19	Est FY20	Total 6 Years	FY 21	FY 22	FY 23	FY 24	FY 25	FY 26	Beyond 6 Years
G.O. Bonds	146,427	583	1,900	143,944	22,281	40,700	47,704	28,259	5,000	-	-
<b>TOTAL FUNDING SOURCES</b>	<b>146,427</b>	<b>583</b>	<b>1,900</b>	<b>143,944</b>	<b>22,281</b>	<b>40,700</b>	<b>47,704</b>	<b>28,259</b>	<b>5,000</b>	<b>-</b>	<b>-</b>

## APPROPRIATION AND EXPENDITURE DATA (\$000s)

Appropriation FY 21 Request	3,000	Year First Appropriation	
Appropriation FY 22 Request	129,659	Last FY's Cost Estimate	-
Cumulative Appropriation	7,536		
Expenditure / Encumbrances	-		
Unencumbered Balance	7,536		

## PROJECT DESCRIPTION

MCPS contracted with an external entity to conduct full facility assessments of all schools during the spring and summer of 2018. This provided an important baseline of facility condition information across all school facilities to inform decision making about capital projects, systemic replacements, and other work needed to address facility infrastructure challenges. The Key Facility Indicator (KFI) data was compiled into a public facing website in the spring of 2019. As part of the amended FY 2019-2024 CIP, the superintendent identified the first set of schools to be included in the Major Capital Project project. At the elementary level, the first set of schools identified are Burnt Mills, South Lake, Woodlin, and Stonegate elementary schools. An FY 2021 appropriation is requested to begin the architectural planning and design for these first four projects. Burnt Mills, South Lake and Woodlin elementary schools have scheduled completion dates of September 2023 and Stonegate Elementary School has a scheduled completion date of January 2024.

# EXECUTIVE RECOMMENDATION



## Major Capital Projects - Secondary (P652102)

Category	Montgomery County Public Schools	Date Last Modified	11/26/19
SubCategory	Countywide	Administering Agency	Public Schools
Planning Area	Countywide	Status	

### EXPENDITURE SCHEDULE (\$000s)

Cost Elements	Total	Thru FY19	Est FY20	Total 6 Years	FY 21	FY 22	FY 23	FY 24	FY 25	FY 26	Beyond 6 Years
Planning, Design and Supervision	20,635	-	2,647	17,988	3,350	5,206	4,468	4,640	254	70	-
Site Improvements and Utilities	48,665	-	-	44,614	5,631	8,120	8,229	4,781	11,027	6,826	4,051
Construction	251,976	-	-	178,327	-	4,714	23,234	68,005	57,960	24,414	73,649
Other	15,125	-	-	12,825	-	-	3,574	4,161	3,900	1,190	2,300
<b>TOTAL EXPENDITURES</b>	<b>336,401</b>	<b>-</b>	<b>2,647</b>	<b>253,754</b>	<b>8,981</b>	<b>18,040</b>	<b>39,505</b>	<b>81,587</b>	<b>73,141</b>	<b>32,500</b>	<b>80,000</b>

### FUNDING SCHEDULE (\$000s)

Funding Source	Total	Thru FY19	Est FY20	Total 6 Years	FY 21	FY 22	FY 23	FY 24	FY 25	FY 26	Beyond 6 Years
G.O. Bonds	336,401	-	2,647	253,754	8,981	18,040	39,505	81,587	73,141	32,500	80,000
<b>TOTAL FUNDING SOURCES</b>	<b>336,401</b>	<b>-</b>	<b>2,647</b>	<b>253,754</b>	<b>8,981</b>	<b>18,040</b>	<b>39,505</b>	<b>81,587</b>	<b>73,141</b>	<b>32,500</b>	<b>80,000</b>

### COMPARISON (\$000s)

	Total	Thru FY19	Est FY20	Total 6 Years	FY 21	FY 22	FY 23	FY 24	FY 25	FY 26	Beyond 6 Years	FY 21 Approp.
Prior Year Approved	-	-	-	-	-	-	-	-	-	-	-	-
Agency Request	336,401	-	2,647	253,754	8,981	18,040	39,505	81,587	73,141	32,500	80,000	9,353
Recommended	336,401	-	2,647	253,754	8,981	18,040	39,505	81,587	73,141	32,500	80,000	10,757

CHANGE	TOTAL	%	6-YEAR	%	APPROP.	%
Agency Request vs Prior Year Approved	336,401	-	253,754	-	9,353	-
Recommended vs Prior Year Approved	336,401	-	253,754	-	10,757	-
Recommended vs Agency Request	-	-	-	-	1,404	15.0%

## RECOMMENDATION

---

Approve with Technical Modifications. This project comes from the Major Capital Project (P651913) as it was divided into two master projects, the Major Capital Projects - Elementary and the Major Capital Projects - Secondary. It is assumed that Council would approve the reallocation of the appropriation from the last approved project into the two new master projects. Changes in appropriation were made in some sub-projects with Montgomery County Public Schools consent.



# Major Capital Projects - Secondary

(P652102)

Category	Montgomery County Public Schools	Date Last Modified	11/26/19
SubCategory	Countywide	Administering Agency	Public Schools
Planning Area	Countywide	Status	

## EXPENDITURE SCHEDULE (\$000s)

Cost Elements	Total	Thru FY19	Est FY20	Total 6 Years	FY 21	FY 22	FY 23	FY 24	FY 25	FY 26	Beyond 6 Years
Planning, Design and Supervision	20,635	-	2,647	17,988	3,350	5,206	4,468	4,640	254	70	-
Site Improvements and Utilities	48,665	-	-	44,614	5,631	8,120	8,229	4,781	11,027	6,826	4,051
Construction	251,976	-	-	178,327	-	4,714	23,234	68,005	57,960	24,414	73,649
Other	15,125	-	-	12,825	-	-	3,574	4,161	3,900	1,190	2,300
<b>TOTAL EXPENDITURES</b>	<b>336,401</b>	<b>-</b>	<b>2,647</b>	<b>253,754</b>	<b>8,981</b>	<b>18,040</b>	<b>39,505</b>	<b>81,587</b>	<b>73,141</b>	<b>32,500</b>	<b>80,000</b>

## FUNDING SCHEDULE (\$000s)

Funding Source	Total	Thru FY19	Est FY20	Total 6 Years	FY 21	FY 22	FY 23	FY 24	FY 25	FY 26	Beyond 6 Years
G.O. Bonds	336,401	-	2,647	253,754	8,981	18,040	39,505	81,587	73,141	32,500	80,000
<b>TOTAL FUNDING SOURCES</b>	<b>336,401</b>	<b>-</b>	<b>2,647</b>	<b>253,754</b>	<b>8,981</b>	<b>18,040</b>	<b>39,505</b>	<b>81,587</b>	<b>73,141</b>	<b>32,500</b>	<b>80,000</b>

## APPROPRIATION AND EXPENDITURE DATA (\$000s)

Appropriation FY 21 Request	9,353	Year First Appropriation	
Appropriation FY 22 Request	122,688	Last FY's Cost Estimate	-
Cumulative Appropriation	3,828		
Expenditure / Encumbrances	-		
Unencumbered Balance	3,828		

## PROJECT DESCRIPTION

MCPS contracted with an external entity to conduct full facility assessments of all schools during the spring and summer of 2018. This provided an important baseline of facility condition information across all school facilities to inform decision making about capital projects, systemic replacements, and other work needed to address facility infrastructure challenges. The Key Facility Indicator (KFI) data was compiled into a public facing website in the spring of 2019. As part of the amended FY 2019-2024 CIP, the superintendent identified the first set of schools to be included in the Major Capital Project project. At the secondary level, the first set of schools identified are Neelsville Middle School; and, Poolesville, Damascus, Thomas S. Wootton, and Col. Zadok Magruder high schools. An FY 2021 appropriation is requested to begin the architectural planning and design for Neelsville Middle School and Poolesville High School. Neelsville Middle School and Poolesville High School have a scheduled completion date of September 2024. The scheduled completion date for Damascus High School is September 2025; for Thomas S. Wootton High School, September 2026; and, Col. Zadok Magruder High School, September 2027.



# EXECUTIVE RECOMMENDATION



## Planned Life Cycle Asset Repl: MCPS (P896586)

Category	Montgomery County Public Schools	Date Last Modified	12/30/19
SubCategory	Countywide	Administering Agency	Public Schools
Planning Area	Countywide	Status	Ongoing

### EXPENDITURE SCHEDULE (\$000s)

Cost Elements	Total	Thru FY19	Est FY20	Total 6 Years	FY 21	FY 22	FY 23	FY 24	FY 25	FY 26	Beyond 6 Years
Planning, Design and Supervision	16,747	6,447	2,100	8,200	2,100	2,100	1,500	1,500	500	500	-
Site Improvements and Utilities	14,445	11,445	500	2,500	500	500	500	500	250	250	-
Construction	150,067	83,521	10,136	56,410	12,585	12,585	8,185	8,185	7,435	7,435	-
<b>TOTAL EXPENDITURES</b>	<b>181,259</b>	<b>101,413</b>	<b>12,736</b>	<b>67,110</b>	<b>15,185</b>	<b>15,185</b>	<b>10,185</b>	<b>10,185</b>	<b>8,185</b>	<b>8,185</b>	<b>-</b>

### FUNDING SCHEDULE (\$000s)

Funding Source	Total	Thru FY19	Est FY20	Total 6 Years	FY 21	FY 22	FY 23	FY 24	FY 25	FY 26	Beyond 6 Years
Aging Schools Program	6,671	6,036	635	-	-	-	-	-	-	-	-
G.O. Bonds	168,267	88,850	12,307	67,110	15,185	15,185	10,185	10,185	8,185	8,185	-
Qualified Zone Academy Funds	6,219	5,920	299	-	-	-	-	-	-	-	-
State Aid	102	607	(505)	-	-	-	-	-	-	-	-
<b>TOTAL FUNDING SOURCES</b>	<b>181,259</b>	<b>101,413</b>	<b>12,736</b>	<b>67,110</b>	<b>15,185</b>	<b>15,185</b>	<b>10,185</b>	<b>10,185</b>	<b>8,185</b>	<b>8,185</b>	<b>-</b>

### COMPARISON (\$000s)

	Total	Thru FY19	Est FY20	Total 6 Years	FY 21	FY 22	FY 23	FY 24	FY 25	FY 26	Beyond 6 Years	FY 21 Approp.
Prior Year Approved	147,553	99,053	15,000	33,500	6,250	7,250	10,000	10,000	-	-	-	-
Agency Request	181,163	101,413	12,640	67,110	15,185	15,185	10,185	10,185	8,185	8,185	-	15,185
Recommended	181,259	101,413	12,736	67,110	15,185	15,185	10,185	10,185	8,185	8,185	-	15,185

CHANGE	TOTAL	%	6-YEAR	%	APPROP.	%
Agency Request vs Prior Year Approved	33,610	22.8%	33,610	100.3%	15,185	-
Recommended vs Prior Year Approved	33,706	22.8%	33,610	100.3%	15,185	-
Recommended vs Agency Request	96	0.1%	-	-	-	-

---

## RECOMMENDATION

Approve with Technical Modifications. The County Executive has assumed in FY20 \$96,000 in Qualified Zone Academy Funds.



# Planned Life Cycle Asset Repl: MCPS

(P896586)

Category	Montgomery County Public Schools	Date Last Modified	12/30/19
SubCategory	Countywide	Administering Agency	Public Schools
Planning Area	Countywide	Status	Ongoing

## EXPENDITURE SCHEDULE (\$000s)

Cost Elements	Total	Thru FY19	Est FY20	Total 6 Years	FY 21	FY 22	FY 23	FY 24	FY 25	FY 26	Beyond 6 Years
Planning, Design and Supervision	16,747	6,447	2,100	8,200	2,100	2,100	1,500	1,500	500	500	-
Site Improvements and Utilities	14,445	11,445	500	2,500	500	500	500	500	250	250	-
Construction	149,971	83,521	10,040	56,410	12,585	12,585	8,185	8,185	7,435	7,435	-
<b>TOTAL EXPENDITURES</b>	<b>181,163</b>	<b>101,413</b>	<b>12,640</b>	<b>67,110</b>	<b>15,185</b>	<b>15,185</b>	<b>10,185</b>	<b>10,185</b>	<b>8,185</b>	<b>8,185</b>	<b>-</b>

## FUNDING SCHEDULE (\$000s)

Funding Source	Total	Thru FY19	Est FY20	Total 6 Years	FY 21	FY 22	FY 23	FY 24	FY 25	FY 26	Beyond 6 Years
Aging Schools Program	6,671	6,036	635	-	-	-	-	-	-	-	-
G.O. Bonds	168,267	88,850	12,307	67,110	15,185	15,185	10,185	10,185	8,185	8,185	-
Qualified Zone Academy Funds	6,123	5,920	203	-	-	-	-	-	-	-	-
State Aid	102	607	(505)	-	-	-	-	-	-	-	-
<b>TOTAL FUNDING SOURCES</b>	<b>181,163</b>	<b>101,413</b>	<b>12,640</b>	<b>67,110</b>	<b>15,185</b>	<b>15,185</b>	<b>10,185</b>	<b>10,185</b>	<b>8,185</b>	<b>8,185</b>	<b>-</b>

## APPROPRIATION AND EXPENDITURE DATA (\$000s)

Appropriation FY 21 Request	15,185	Year First Appropriation	FY89
Appropriation FY 22 Request	15,185	Last FY's Cost Estimate	147,553
Cumulative Appropriation	116,931	Partial Closeout Thru FY19	5,805
Expenditure / Encumbrances	-	New Partial Closeout	-
Unencumbered Balance	116,931	Total Partial Closeout	5,805

## PROJECT DESCRIPTION

This project funds a comprehensive and ongoing plan to replace key facility and site components based on an inventory of their age and conditions. A comprehensive inventory of all such components has been assembled so that replacements can be anticipated and accomplished in a planned and orderly manner. Facility components included in this project are code corrections, physical education facility/field improvements, school facility exterior resurfacing, partitions, doors, lighting, media center security gates, bleachers, communication systems, and flooring. An FY 2019 appropriation was approved to continue this level of effort project. FY 2019 supplemental appropriation and offsetting reductions of \$2.5 million were approved from this project to the current revitalization/expansion project for Seneca Valley High School. An FY 2020 appropriation and amendment to the adopted FY2019-2024 CIP was approved to address building systems such as physical education facility/field improvements, school facility exterior resurfacing, partitions, doors, lighting, bleachers, communication systems, and flooring. An FY 2021 appropriation is requested

---

to continue this level of effort project. For a list of projects completed during the summer of 2019, see Appendix K of the FY 2021-2026 Capital Improvements Program.

## FISCAL NOTE

Reflects MCPS correction for funding allocations prior to FY19.

## DISCLOSURES

Expenditures will continue indefinitely. MCPS asserts that this project conforms to the requirement of relevant local plans, as required by the Maryland Economic Growth, Resource Protection and Planning Act.

## COORDINATION

FY 2019 -- Salaries and Wages: \$497K, Fringe Benefits: \$198K, Workyears: 6 FY 2020-2024 -- Salaries and Wages: \$2.485M Fringe Benefits: \$990K, Workyears: 30

# EXECUTIVE RECOMMENDATION



## Rehab/Reno.Of Closed Schools- RROCS (P916587)

Category	Montgomery County Public Schools	Date Last Modified	01/06/20
SubCategory	Countywide	Administering Agency	Public Schools
Planning Area	Countywide	Status	Ongoing

### EXPENDITURE SCHEDULE (\$000s)

Cost Elements	Total	Thru FY19	Est FY20	Total 6 Years	FY 21	FY 22	FY 23	FY 24	FY 25	FY 26	Beyond 6 Years
Planning, Design and Supervision	4,008	4,008	-	-	-	-	-	-	-	-	-
Site Improvements and Utilities	3,105	3,105	-	-	-	-	-	-	-	-	-
Construction	32,968	28,918	4,050	-	-	-	-	-	-	-	-
Other	1,276	1,200	76	-	-	-	-	-	-	-	-
<b>TOTAL EXPENDITURES</b>	<b>41,357</b>	<b>37,231</b>	<b>4,126</b>	<b>-</b>	<b>-</b>	<b>-</b>	<b>-</b>	<b>-</b>	<b>-</b>	<b>-</b>	<b>-</b>

### FUNDING SCHEDULE (\$000s)

Funding Source	Total	Thru FY19	Est FY20	Total 6 Years	FY 21	FY 22	FY 23	FY 24	FY 25	FY 26	Beyond 6 Years
Contributions	400	400	-	-	-	-	-	-	-	-	-
G.O. Bonds	20,737	18,037	2,700	-	-	-	-	-	-	-	-
PAYGO	375	-	375	-	-	-	-	-	-	-	-
Schools Impact Tax	12,992	11,941	1,051	-	-	-	-	-	-	-	-
State Aid	6,853	6,853	-	-	-	-	-	-	-	-	-
<b>TOTAL FUNDING SOURCES</b>	<b>41,357</b>	<b>37,231</b>	<b>4,126</b>	<b>-</b>	<b>-</b>	<b>-</b>	<b>-</b>	<b>-</b>	<b>-</b>	<b>-</b>	<b>-</b>

### COMPARISON (\$000s)

	Total	Thru FY19	Est FY20	Total 6 Years	FY 21	FY 22	FY 23	FY 24	FY 25	FY 26	Beyond 6 Years	FY 21 Approp.
Prior Year Approved	99,856	41,357	-	-	-	-	-	-	-	-	58,499	-
Agency Request	99,856	37,231	4,126	-	-	-	-	-	-	-	58,499	-
Recommended	41,357	37,231	4,126	-	-	-	-	-	-	-	-	-

CHANGE	TOTAL	%	6-YEAR	%	APPROP.	%
Agency Request vs Prior Year Approved	-	-	-	-	-	-
Recommended vs Prior Year Approved	(58,499)	-58.6%	-	-	-	-
Recommended vs Agency Request	(58,499)	-58.6%	-	-	-	-

---

## RECOMMENDATION

Approve with Technical Modifications. Changes have been made in the beyond 6 years column with Montgomery County Public Schools approval.



# Rehab/Reno.Of Closed Schools- RROCS

(P916587)

Category	Montgomery County Public Schools	Date Last Modified	01/06/20
SubCategory	Countywide	Administering Agency	Public Schools
Planning Area	Countywide	Status	Ongoing

## EXPENDITURE SCHEDULE (\$000s)

Cost Elements	Total	Thru FY19	Est FY20	Total 6 Years	FY 21	FY 22	FY 23	FY 24	FY 25	FY 26	Beyond 6 Years
Planning, Design and Supervision	7,782	4,008	-	-	-	-	-	-	-	-	3,774
Site Improvements and Utilities	8,105	3,105	-	-	-	-	-	-	-	-	5,000
Construction	82,693	28,918	4,050	-	-	-	-	-	-	-	49,725
Other	1,276	1,200	76	-	-	-	-	-	-	-	-
<b>TOTAL EXPENDITURES</b>	<b>99,856</b>	<b>37,231</b>	<b>4,126</b>	<b>-</b>	<b>-</b>	<b>-</b>	<b>-</b>	<b>-</b>	<b>-</b>	<b>-</b>	<b>58,499</b>

## FUNDING SCHEDULE (\$000s)

Funding Source	Total	Thru FY19	Est FY20	Total 6 Years	FY 21	FY 22	FY 23	FY 24	FY 25	FY 26	Beyond 6 Years
Contributions	400	400	-	-	-	-	-	-	-	-	-
G.O. Bonds	79,236	18,037	2,700	-	-	-	-	-	-	-	58,499
PAYGO	375	-	375	-	-	-	-	-	-	-	-
Schools Impact Tax	12,992	11,941	1,051	-	-	-	-	-	-	-	-
State Aid	6,853	6,853	-	-	-	-	-	-	-	-	-
<b>TOTAL FUNDING SOURCES</b>	<b>99,856</b>	<b>37,231</b>	<b>4,126</b>	<b>-</b>	<b>-</b>	<b>-</b>	<b>-</b>	<b>-</b>	<b>-</b>	<b>-</b>	<b>58,499</b>

## OPERATING BUDGET IMPACT (\$000s)

Impact Type	Total 6 Years	FY 21	FY 22	FY 23	FY 24	FY 25	FY 26
Maintenance	2,562	427	427	427	427	427	427
Energy	954	159	159	159	159	159	159
<b>NET IMPACT</b>	<b>3,516</b>	<b>586</b>	<b>586</b>	<b>586</b>	<b>586</b>	<b>586</b>	<b>586</b>

## APPROPRIATION AND EXPENDITURE DATA (\$000s)

Appropriation FY 21 Request	-	Year First Appropriation	
Appropriation FY 22 Request	-	Last FY's Cost Estimate	99,856
Cumulative Appropriation	41,357		
Expenditure / Encumbrances	-		
Unencumbered Balance	41,357		

## PROJECT DESCRIPTION

---

MCPS retained some closed schools for use for office space, as holding schools, or for alternative programs. Occasionally a closed school is reopened as an operating school to address increasing enrollment. Some rehabilitation is necessary to restore spaces for contemporary instructional use. Student enrollment at elementary schools in the Richard Montgomery Cluster has increased dramatically over the past four school years. The magnitude of enrollment growth in the cluster requires the opening of a new elementary school. A feasibility study was conducted during the 2010â€“2011 school year for a new elementary school at the site of the former Hungerford Park Elementary School. Based on the revised enrollment projections for Richard Montgomery Cluster elementary schools, the new elementary school will be sufficient to address the projected elementary enrollment in the cluster. An FY 2013 appropriation was requested by the Board of Education for planning funds for this new school; however, the County Council, in the adopted FY 2013-2108 CIP delayed this project two years. An FY 2012 transfer was approved to shift \$4.5 million from the Downcounty Consortium Elementary School #29 to another project in the approved CIP. An FY 2015 appropriation was approved to begin planning the new Richard Montgomery Elementary School #5. However, due to fiscal constraints, the construction funds for this project were delayed one year in the approved FY2015-2020 CIP. The Board of Education's requested FY 2015-2020 Amended CIP reinstated the construction schedule previously requested by the Board. Due to fiscal constraints, the County Council did not approve the Board's request. An FY 2017 appropriation was approved for construction funds for the new Richard Montgomery Elementary School #5 to be completed August 2018 and also for interior modifications to the former English Manor Elementary School to accommodate the Infants and Toddlers Program as well as other MCPS support programs. An FY 2017 supplemental appropriation of \$400,000 from the City of Rockville was approved to fund a community size gymnasium at the new Richard Montgomery Elementary School #5. An FY 2018 appropriation was approved to complete the new Richard Montgomery Elementary School #5.

## DISCLOSURES

MCPS asserts that this project conforms to the requirement of relevant local plans, as required by the Maryland Economic Growth, Resource Protection and Planning Act.

## COORDINATION

Mandatory Referral - M-NCPPC, Department of Environmental Protection, Building Permits, Code Review, Fire Marshal, Department of Transportation, Inspections, Sediment Control, Stormwater Management, WSSC Permits



# EXECUTIVE RECOMMENDATION



## School Security Systems (P926557)

Category	Montgomery County Public Schools	Date Last Modified	01/03/20
SubCategory	Countywide	Administering Agency	Public Schools
Planning Area	Countywide	Status	Ongoing

### EXPENDITURE SCHEDULE (\$000s)

Cost Elements	Total	Thru FY19	Est FY20	Total 6 Years	FY 21	FY 22	FY 23	FY 24	FY 25	FY 26	Beyond 6 Years
Planning, Design and Supervision	4,665	2,550	890	1,225	500	275	150	100	100	100	-
Construction	58,507	17,318	16,488	24,701	10,208	5,443	3,350	1,900	1,900	1,900	-
<b>TOTAL EXPENDITURES</b>	<b>63,172</b>	<b>19,868</b>	<b>17,378</b>	<b>25,926</b>	<b>10,708</b>	<b>5,718</b>	<b>3,500</b>	<b>2,000</b>	<b>2,000</b>	<b>2,000</b>	<b>-</b>

### FUNDING SCHEDULE (\$000s)

Funding Source	Total	Thru FY19	Est FY20	Total 6 Years	FY 21	FY 22	FY 23	FY 24	FY 25	FY 26	Beyond 6 Years
G.O. Bonds	55,752	15,826	14,000	25,926	10,708	5,718	3,500	2,000	2,000	2,000	-
State Aid	7,420	4,042	3,378	-	-	-	-	-	-	-	-
<b>TOTAL FUNDING SOURCES</b>	<b>63,172</b>	<b>19,868</b>	<b>17,378</b>	<b>25,926</b>	<b>10,708</b>	<b>5,718</b>	<b>3,500</b>	<b>2,000</b>	<b>2,000</b>	<b>2,000</b>	<b>-</b>

### COMPARISON (\$000s)

	Total	Thru FY19	Est FY20	Total 6 Years	FY 21	FY 22	FY 23	FY 24	FY 25	FY 26	Beyond 6 Years	FY 21 Approp.
Prior Year Approved	51,518	21,160	12,852	17,506	10,708	5,718	684	396	-	-	-	-
Agency Request	61,710	19,868	15,916	25,926	10,708	5,718	3,500	2,000	2,000	2,000	-	-
Recommended	63,172	19,868	17,378	25,926	10,708	5,718	3,500	2,000	2,000	2,000	-	10,708

CHANGE	TOTAL	%	6-YEAR	%	APPROP.	%
Agency Request vs Prior Year Approved	10,192	19.8%	8,420	48.1%	-	-
Recommended vs Prior Year Approved	11,654	22.6%	8,420	48.1%	10,708	-
Recommended vs Agency Request	1,462	2.4%	-	-	10,708	-

## RECOMMENDATION

Approve with Technical Modifications. The County Executive has assumed in FY20 State Aid grant for \$1.462 million. Changes in

---

appropriation with Montgomery County Public School consent.



# School Security Systems

(P926557)

Category	Montgomery County Public Schools	Date Last Modified	01/03/20
SubCategory	Countywide	Administering Agency	Public Schools
Planning Area	Countywide	Status	Ongoing

## EXPENDITURE SCHEDULE (\$000s)

Cost Elements	Total	Thru FY19	Est FY20	Total 6 Years	FY 21	FY 22	FY 23	FY 24	FY 25	FY 26	Beyond 6 Years
Planning, Design and Supervision	4,665	2,550	890	1,225	500	275	150	100	100	100	-
Construction	57,045	17,318	15,026	24,701	10,208	5,443	3,350	1,900	1,900	1,900	-
<b>TOTAL EXPENDITURES</b>	<b>61,710</b>	<b>19,868</b>	<b>15,916</b>	<b>25,926</b>	<b>10,708</b>	<b>5,718</b>	<b>3,500</b>	<b>2,000</b>	<b>2,000</b>	<b>2,000</b>	<b>-</b>

## FUNDING SCHEDULE (\$000s)

Funding Source	Total	Thru FY19	Est FY20	Total 6 Years	FY 21	FY 22	FY 23	FY 24	FY 25	FY 26	Beyond 6 Years
G.O. Bonds	55,752	15,826	14,000	25,926	10,708	5,718	3,500	2,000	2,000	2,000	-
State Aid	5,958	4,042	1,916	-	-	-	-	-	-	-	-
<b>TOTAL FUNDING SOURCES</b>	<b>61,710</b>	<b>19,868</b>	<b>15,916</b>	<b>25,926</b>	<b>10,708</b>	<b>5,718</b>	<b>3,500</b>	<b>2,000</b>	<b>2,000</b>	<b>2,000</b>	<b>-</b>

## APPROPRIATION AND EXPENDITURE DATA (\$000s)

Appropriation FY 21 Request	-	Year First Appropriation	FY92
Appropriation FY 22 Request	-	Last FY's Cost Estimate	51,518
Cumulative Appropriation	35,934		
Expenditure / Encumbrances	-		
Unencumbered Balance	35,934		

## PROJECT DESCRIPTION

This project addresses four aspects of security throughout MCPS, and will serve to protect not only the student and community population, but also the extensive investment in educational facilities, equipment, and supplies in buildings. An FY 2009 appropriation was approved to provide additional funding for new initiatives for the school security program. The initiatives include design and installation of Closed Circuit Television (CCTV) camera systems in all middle schools, the replacement of existing outdated analog CCTV camera systems in all high schools, the installation of a visitor management system in all schools, and the installation of a visitor access system at elementary schools. An FY 2010 appropriation was approved to continue this project. An FY 2011 appropriation was approved to continue the roll out of the new initiatives that began in FY 2009. An FY 2012 appropriation was approved to continue this project. An FY 2013 appropriation was approved to continue the roll out the school security program initiative. An FY 2013 supplemental appropriation was approved to accelerate \$364,000 from FY 2014 to FY 2013 to allow for the installation of access control systems in the remaining 26 elementary schools, with a completion date of July 2013. An FY 2014 appropriation was approved to continue this project. An FY 2014 supplemental appropriation and amendment to the FY 2013-2018 CIP was approved to implement the state's School Security Initiative. The supplemental appropriation approved \$4.186 million from the state as well as

---

\$1.674 million from the county to provide additional security technology at schools as well as minor modifications to enhance security. Anticipated completion date for the initiative is summer 2014. An FY 2019 appropriation was approved to replace/upgrade and install security technology at various schools throughout the system. In addition, the appropriation will fund facility modifications at certain schools to enhance entrance security. An FY 2020 supplemental appropriation of \$1.772 million was approved from the state as part of the School Safety Grant program. An FY 2020 appropriation and amendment to the adopted FY2019-2024 CIP was approved to address technology upgrades to various existing security systems, as well as provide secure entrance vestibules and guided building access for schools that currently do not have these features.

## FISCAL NOTE

State Reimbursement: not eligible. FY20 state grant in the amount of \$1,772,000 from the State of Maryland School Safety Grant Program.

## DISCLOSURES

MCPS asserts that this project conforms to the requirement of relevant local plans, as required by the Maryland Economic Growth, Resource Protection and Planning Act.

# EXECUTIVE RECOMMENDATION



## Technology Modernization (P036510)

Category	Montgomery County Public Schools	Date Last Modified	01/03/20
SubCategory	Countywide	Administering Agency	Public Schools
Planning Area	Countywide	Status	Ongoing

### EXPENDITURE SCHEDULE (\$000s)

Cost Elements	Total	Thru FY19	Est FY20	Total 6 Years	FY 21	FY 22	FY 23	FY 24	FY 25	FY 26	Beyond 6 Years
Planning, Design and Supervision	479,110	291,514	33,559	154,037	25,484	25,143	26,746	26,664	25,000	25,000	-
<b>TOTAL EXPENDITURES</b>	<b>479,110</b>	<b>291,514</b>	<b>33,559</b>	<b>154,037</b>	<b>25,484</b>	<b>25,143</b>	<b>26,746</b>	<b>26,664</b>	<b>25,000</b>	<b>25,000</b>	<b>-</b>

### FUNDING SCHEDULE (\$000s)

Funding Source	Total	Thru FY19	Est FY20	Total 6 Years	FY 21	FY 22	FY 23	FY 24	FY 25	FY 26	Beyond 6 Years
Current Revenue: General	230,803	73,576	34,095	123,132	18,855	15,542	22,557	21,502	22,338	22,338	-
Federal Aid	22,597	22,015	582	-	-	-	-	-	-	-	-
Recordation Tax	225,710	195,923	(1,118)	30,905	6,629	9,601	4,189	5,162	2,662	2,662	-
<b>TOTAL FUNDING SOURCES</b>	<b>479,110</b>	<b>291,514</b>	<b>33,559</b>	<b>154,037</b>	<b>25,484</b>	<b>25,143</b>	<b>26,746</b>	<b>26,664</b>	<b>25,000</b>	<b>25,000</b>	<b>-</b>

### COMPARISON (\$000s)

	Total	Thru FY19	Est FY20	Total 6 Years	FY 21	FY 22	FY 23	FY 24	FY 25	FY 26	Beyond 6 Years	FY 21 Approp.
Prior Year Approved	423,016	296,613	25,366	101,037	23,484	24,143	26,746	26,664	-	-	-	-
Agency Request	479,110	291,514	33,559	154,037	25,484	25,143	26,746	26,664	25,000	25,000	-	25,484
Recommended	479,110	291,514	33,559	154,037	25,484	25,143	26,746	26,664	25,000	25,000	-	25,484

CHANGE	TOTAL	%	6-YEAR	%	APPROP.	%
Agency Request vs Prior Year Approved	56,094	13.3%	53,000	52.5%	25,484	-
Recommended vs Prior Year Approved	56,094	13.3%	53,000	52.5%	25,484	-
Recommended vs Agency Request	-	-	-	-	-	-

## RECOMMENDATION

Approve with Technical Modifications. Technical adjustments have been made between funding sources and appropriation.



# Technology Modernization

(P036510)

Category	Montgomery County Public Schools	Date Last Modified	01/03/20
SubCategory	Countywide	Administering Agency	Public Schools
Planning Area	Countywide	Status	Ongoing

## EXPENDITURE SCHEDULE (\$000s)

Cost Elements	Total	Thru FY19	Est FY20	Total 6 Years	FY 21	FY 22	FY 23	FY 24	FY 25	FY 26	Beyond 6 Years
Planning, Design and Supervision	479,110	291,514	33,559	154,037	25,484	25,143	26,746	26,664	25,000	25,000	-
<b>TOTAL EXPENDITURES</b>	<b>479,110</b>	<b>291,514</b>	<b>33,559</b>	<b>154,037</b>	<b>25,484</b>	<b>25,143</b>	<b>26,746</b>	<b>26,664</b>	<b>25,000</b>	<b>25,000</b>	<b>-</b>

## FUNDING SCHEDULE (\$000s)

Funding Source	Total	Thru FY19	Est FY20	Total 6 Years	FY 21	FY 22	FY 23	FY 24	FY 25	FY 26	Beyond 6 Years
Current Revenue: General	238,127	73,576	32,977	131,574	17,973	14,542	25,057	24,002	25,000	25,000	-
Federal Aid	22,597	22,015	582	-	-	-	-	-	-	-	-
Recordation Tax	218,386	195,923	-	22,463	7,511	10,601	1,689	2,662	-	-	-
<b>TOTAL FUNDING SOURCES</b>	<b>479,110</b>	<b>291,514</b>	<b>33,559</b>	<b>154,037</b>	<b>25,484</b>	<b>25,143</b>	<b>26,746</b>	<b>26,664</b>	<b>25,000</b>	<b>25,000</b>	<b>-</b>

## APPROPRIATION AND EXPENDITURE DATA (\$000s)

Appropriation FY 21 Request	25,484	Year First Appropriation	FY03
Appropriation FY 22 Request	25,143	Last FY's Cost Estimate	423,016
Cumulative Appropriation	323,767		
Expenditure / Encumbrances	289,729		
Unencumbered Balance	34,038		

## PROJECT DESCRIPTION

The Technology Modernization (Tech Mod) project is a key component of the MCPS strategic technology plan, Educational Technology for 21st Century Learning. This plan builds upon the following four goals: students will use technology to become actively engaged in learning, schools will address the digital divide through equitable access to technology, staff will improve technology skills through professional development, and staff will use technology to improve productivity and results. An FY 2017 appropriation was approved to continue the technology modernization program as well as fund 16 information technology system specialist positions being reallocated from the operating budget to the capital budget. An FY 2018 appropriation was approved to continue this project. An FY 2019 appropriation was approved to continue this project and the technology modernization program to our schools throughout the system. However, due to fiscal constraints, the County Council approved a reduction of \$3.622 million in FY 2019 from the Board of Education's request. An FY 2020 appropriation was approved to continue this project; however, due to fiscal constraints, the County Council shifted expenditures from FY 2021 and FY 2022 to FY 2023 and FY 2024. An FY 2021 appropriation is requested to continue this project and provide technology modernization to schools throughout the system.

---

## FISCAL NOTE

FY19 and FY20 funding switch between Recordation Tax and Current Revenue General for \$10,296,000 and 6,280,000 respectively.

## COORDINATION

FY 2019 -- Salaries and Wages: \$4.819M, Fringe Benefits: \$893K, Workyears: 36.5 FY 2020-2024 -- Salaries and Wages \$24.1M, Fringe Benefits \$4.5M, Workyears: 182.5

# EXECUTIVE RECOMMENDATION



## Thomas W. Pyle MS Addition (P651705)

Category	Montgomery County Public Schools	Date Last Modified	01/03/20
SubCategory	Individual Schools	Administering Agency	Public Schools
Planning Area	Bethesda-Chevy Chase and Vicinity	Status	Planning Stage

### EXPENDITURE SCHEDULE (\$000s)

Cost Elements	Total	Thru FY19	Est FY20	Total 6 Years	FY 21	FY 22	FY 23	FY 24	FY 25	FY 26	Beyond 6 Years
Planning, Design and Supervision	1,426	1,426	-	-	-	-	-	-	-	-	-
Site Improvements and Utilities	4,122	4,122	-	-	-	-	-	-	-	-	-
Construction	18,466	5,869	-	12,597	5,847	6,750	-	-	-	-	-
Other	1,100	-	-	1,100	1,100	-	-	-	-	-	-
<b>TOTAL EXPENDITURES</b>	<b>25,114</b>	<b>11,417</b>	<b>-</b>	<b>13,697</b>	<b>6,947</b>	<b>6,750</b>	<b>-</b>	<b>-</b>	<b>-</b>	<b>-</b>	<b>-</b>

### FUNDING SCHEDULE (\$000s)

Funding Source	Total	Thru FY19	Est FY20	Total 6 Years	FY 21	FY 22	FY 23	FY 24	FY 25	FY 26	Beyond 6 Years
G.O. Bonds	25,114	11,417	-	13,697	6,947	6,750	-	-	-	-	-
<b>TOTAL FUNDING SOURCES</b>	<b>25,114</b>	<b>11,417</b>	<b>-</b>	<b>13,697</b>	<b>6,947</b>	<b>6,750</b>	<b>-</b>	<b>-</b>	<b>-</b>	<b>-</b>	<b>-</b>

### COMPARISON (\$000s)

	Total	Thru FY19	Est FY20	Total 6 Years	FY 21	FY 22	FY 23	FY 24	FY 25	FY 26	Beyond 6 Years	FY 21 Approp.
Prior Year Approved	25,114	2,341	5,566	17,207	10,457	6,750	-	-	-	-	-	-
Agency Request	25,114	7,907	-	17,207	10,457	6,750	-	-	-	-	-	-
Recommended	25,114	11,417	-	13,697	6,947	6,750	-	-	-	-	-	-

CHANGE	TOTAL	%	6-YEAR	%	APPROP.	%
Agency Request vs Prior Year Approved	-	-	-	-	-	-
Recommended vs Prior Year Approved	-	-	(3,510)	-20.4%	-	-
Recommended vs Agency Request	-	-	(3,510)	-20.4%	-	-

## RECOMMENDATION



---

Approve with Technical Modifications. Project was updated to reflect project acceleration with MCPS consent.



# Thomas W. Pyle MS Addition

(P651705)

Category	Montgomery County Public Schools	Date Last Modified	01/03/20
SubCategory	Individual Schools	Administering Agency	Public Schools
Planning Area	Bethesda-Chevy Chase and Vicinity	Status	Planning Stage

## EXPENDITURE SCHEDULE (\$000s)

Cost Elements	Total	Thru FY19	Est FY20	Total 6 Years	FY 21	FY 22	FY 23	FY 24	FY 25	FY 26	Beyond 6 Years
Planning, Design and Supervision	1,426	1,426	-	-	-	-	-	-	-	-	-
Site Improvements and Utilities	4,122	4,122	-	-	-	-	-	-	-	-	-
Construction	18,466	2,359	-	16,107	9,357	6,750	-	-	-	-	-
Other	1,100	-	-	1,100	1,100	-	-	-	-	-	-
<b>TOTAL EXPENDITURES</b>	<b>25,114</b>	<b>7,907</b>	<b>-</b>	<b>17,207</b>	<b>10,457</b>	<b>6,750</b>	<b>-</b>	<b>-</b>	<b>-</b>	<b>-</b>	<b>-</b>

## FUNDING SCHEDULE (\$000s)

Funding Source	Total	Thru FY19	Est FY20	Total 6 Years	FY 21	FY 22	FY 23	FY 24	FY 25	FY 26	Beyond 6 Years
G.O. Bonds	25,114	7,907	-	17,207	10,457	6,750	-	-	-	-	-
<b>TOTAL FUNDING SOURCES</b>	<b>25,114</b>	<b>7,907</b>	<b>-</b>	<b>17,207</b>	<b>10,457</b>	<b>6,750</b>	<b>-</b>	<b>-</b>	<b>-</b>	<b>-</b>	<b>-</b>

## OPERATING BUDGET IMPACT (\$000s)

Impact Type	Total 6 Years	FY 21	FY 22	FY 23	FY 24	FY 25	FY 26
Maintenance	920	-	184	184	184	184	184
Energy	370	-	74	74	74	74	74
<b>NET IMPACT</b>	<b>1,290</b>	<b>-</b>	<b>258</b>	<b>258</b>	<b>258</b>	<b>258</b>	<b>258</b>

## APPROPRIATION AND EXPENDITURE DATA (\$000s)

Appropriation FY 21 Request	-	Year First Appropriation	
Appropriation FY 22 Request	-	Last FY's Cost Estimate	25,114
Cumulative Appropriation	25,114		
Expenditure / Encumbrances	-		
Unencumbered Balance	25,114		

## PROJECT DESCRIPTION

Projections for Thomas Pyle Middle School indicate that enrollment will exceed capacity by 150 seats or more throughout the six-year planning period. An FY 2015 appropriation was approved in the Building Modifications and Program Improvements project for the planning and construction of a third auxiliary gymnasium. However due to the space deficit at the school and the need for additional

---

cafeteria space an FY 2016 appropriation was approved for a feasibility study to determine the scope and cost for an addition and core improvements to this school. An FY 2017 appropriation was approved to begin the planning for this 14 classroom addition. The Board of Education's requested FY 2019-2024 CIP included an increase to the approved expenditures for core improvements that will address the projected student enrollment including a larger cafeteria and additional programmatic/teaching spaces. An FY 2019 appropriation was approved for construction funds. An FY 2020 appropriation was approved for the balance of funding for this addition. The project is scheduled to be completed September 2020.

## COORDINATION

Mandatory Referral -- M-NCPPC Department of Environmental Protection Building Permits Code Review Fire Marshal Department of Transportation Inspections Sediment Control Stormwater Management WSSC Permits.

# EXECUTIVE RECOMMENDATION



## Watkins Mill HS Early Childhood Center (P652106)

Category	Montgomery County Public Schools	Date Last Modified	01/06/20
SubCategory	Individual Schools	Administering Agency	Public Schools
Planning Area	Gaithersburg and Vicinity	Status	

### EXPENDITURE SCHEDULE (\$000s)

Cost Elements	Total	Thru FY19	Est FY20	Total 6 Years	FY 21	FY 22	FY 23	FY 24	FY 25	FY 26	Beyond 6 Years
Planning, Design and Supervision	1,220	-	-	1,220	950	200	70	-	-	-	-
Site Improvements and Utilities	2,250	-	-	2,250	1,050	1,200	-	-	-	-	-
Construction	9,225	-	-	9,225	-	4,295	4,930	-	-	-	-
Other	805	-	-	805	-	805	-	-	-	-	-
<b>TOTAL EXPENDITURES</b>	<b>13,500</b>	<b>-</b>	<b>-</b>	<b>13,500</b>	<b>2,000</b>	<b>6,500</b>	<b>5,000</b>	<b>-</b>	<b>-</b>	<b>-</b>	<b>-</b>

### FUNDING SCHEDULE (\$000s)

Funding Source	Total	Thru FY19	Est FY20	Total 6 Years	FY 21	FY 22	FY 23	FY 24	FY 25	FY 26	Beyond 6 Years
G.O. Bonds	13,500	-	-	13,500	2,000	6,500	5,000	-	-	-	-
<b>TOTAL FUNDING SOURCES</b>	<b>13,500</b>	<b>-</b>	<b>-</b>	<b>13,500</b>	<b>2,000</b>	<b>6,500</b>	<b>5,000</b>	<b>-</b>	<b>-</b>	<b>-</b>	<b>-</b>

### COMPARISON (\$000s)

	Total	Thru FY19	Est FY20	Total 6 Years	FY 21	FY 22	FY 23	FY 24	FY 25	FY 26	Beyond 6 Years	FY 21 Approp.
Prior Year Approved	-	-	-	-	-	-	-	-	-	-	-	-
Agency Request	13,500	-	-	13,500	2,000	6,500	5,000	-	-	-	-	1,220
Recommended	13,500	-	-	13,500	2,000	6,500	5,000	-	-	-	-	2,000

CHANGE	TOTAL	%	6-YEAR	%	APPROP.	%
Agency Request vs Prior Year Approved	13,500	-	13,500	-	1,220	-
Recommended vs Prior Year Approved	13,500	-	13,500	-	2,000	-
Recommended vs Agency Request	-	-	-	-	780	63.9%

## RECOMMENDATION

---

Approve with Technical Modifications. Changes in appropriation with MCPS consent.



# Watkins Mill HS Early Childhood Center

(P652106)

Category	Montgomery County Public Schools	Date Last Modified	01/06/20
SubCategory	Individual Schools	Administering Agency	Public Schools
Planning Area	Gaithersburg and Vicinity	Status	

## EXPENDITURE SCHEDULE (\$000s)

Cost Elements	Total	Thru FY19	Est FY20	Total 6 Years	FY 21	FY 22	FY 23	FY 24	FY 25	FY 26	Beyond 6 Years
Planning, Design and Supervision	1,220	-	-	1,220	950	200	70	-	-	-	-
Site Improvements and Utilities	2,250	-	-	2,250	1,050	1,200	-	-	-	-	-
Construction	9,225	-	-	9,225	-	4,295	4,930	-	-	-	-
Other	805	-	-	805	-	805	-	-	-	-	-
<b>TOTAL EXPENDITURES</b>	<b>13,500</b>	<b>-</b>	<b>-</b>	<b>13,500</b>	<b>2,000</b>	<b>6,500</b>	<b>5,000</b>	<b>-</b>	<b>-</b>	<b>-</b>	<b>-</b>

## FUNDING SCHEDULE (\$000s)

Funding Source	Total	Thru FY19	Est FY20	Total 6 Years	FY 21	FY 22	FY 23	FY 24	FY 25	FY 26	Beyond 6 Years
G.O. Bonds	13,500	-	-	13,500	2,000	6,500	5,000	-	-	-	-
<b>TOTAL FUNDING SOURCES</b>	<b>13,500</b>	<b>-</b>	<b>-</b>	<b>13,500</b>	<b>2,000</b>	<b>6,500</b>	<b>5,000</b>	<b>-</b>	<b>-</b>	<b>-</b>	<b>-</b>

## APPROPRIATION AND EXPENDITURE DATA (\$000s)

Appropriation FY 21 Request	1,220	Year First Appropriation	
Appropriation FY 22 Request	12,280	Last FY's Cost Estimate	-
Cumulative Appropriation	-		
Expenditure / Encumbrances	-		
Unencumbered Balance	-		

## PROJECT DESCRIPTION

Early childhood programs in MCPS are targeted to children and families affected by poverty, including children with disabilities, and provides them with additional time to acquire literacy, mathematics, and social/emotional skills for success in school and later learning in life. In MCPS, 65 elementary schools have locally funded PreKindergarten and/or federally funded Head Start classes. MCPS also has two regional early childhood centers, one in Silver Spring and the other in Gaithersburg. The requested FY 2021-2026 CIP includes another early childhood center located at Watkins Mill High School. An FY 2021 appropriation is requested to begin planning for this project. This project is scheduled to be completed September 2022.

# EXECUTIVE RECOMMENDATION



## William T. Page ES Addition (P652105)

Category	Montgomery County Public Schools	Date Last Modified	01/06/20
SubCategory	Individual Schools	Administering Agency	Public Schools
Planning Area	Colesville-White Oak and Vicinity	Status	

### EXPENDITURE SCHEDULE (\$000s)

Cost Elements	Total	Thru FY19	Est FY20	Total 6 Years	FY 21	FY 22	FY 23	FY 24	FY 25	FY 26	Beyond 6 Years
Planning, Design and Supervision	1,715	-	-	1,715	1,000	550	165	-	-	-	-
Site Improvements and Utilities	3,920	-	-	3,920	1,247	1,212	1,461	-	-	-	-
Construction	14,188	-	-	14,188	-	698	6,930	6,560	-	-	-
Other	791	-	-	791	-	-	791	-	-	-	-
<b>TOTAL EXPENDITURES</b>	<b>20,614</b>	<b>-</b>	<b>-</b>	<b>20,614</b>	<b>2,247</b>	<b>2,460</b>	<b>9,347</b>	<b>6,560</b>	<b>-</b>	<b>-</b>	<b>-</b>

### FUNDING SCHEDULE (\$000s)

Funding Source	Total	Thru FY19	Est FY20	Total 6 Years	FY 21	FY 22	FY 23	FY 24	FY 25	FY 26	Beyond 6 Years
G.O. Bonds	20,614	-	-	20,614	2,247	2,460	9,347	6,560	-	-	-
<b>TOTAL FUNDING SOURCES</b>	<b>20,614</b>	<b>-</b>	<b>-</b>	<b>20,614</b>	<b>2,247</b>	<b>2,460</b>	<b>9,347</b>	<b>6,560</b>	<b>-</b>	<b>-</b>	<b>-</b>

### COMPARISON (\$000s)

	Total	Thru FY19	Est FY20	Total 6 Years	FY 21	FY 22	FY 23	FY 24	FY 25	FY 26	Beyond 6 Years	FY 21 Approp.
Prior Year Approved	-	-	-	-	-	-	-	-	-	-	-	-
Agency Request	20,614	-	-	20,614	2,247	2,460	9,347	6,560	-	-	-	1,715
Recommended	20,614	-	-	20,614	2,247	2,460	9,347	6,560	-	-	-	2,247

CHANGE	TOTAL	%	6-YEAR	%	APPROP.	%
Agency Request vs Prior Year Approved	20,614	-	20,614	-	1,715	-
Recommended vs Prior Year Approved	20,614	-	20,614	-	2,247	-
Recommended vs Agency Request	-	-	-	-	532	31.0%

## RECOMMENDATION

---

Approve with Technical Modifications. Changes in appropriation with MCPS consent.





# William T. Page ES Addition

(P652105)

Category	Montgomery County Public Schools	Date Last Modified	01/06/20
SubCategory	Individual Schools	Administering Agency	Public Schools
Planning Area	Colesville-White Oak and Vicinity	Status	

## EXPENDITURE SCHEDULE (\$000s)

Cost Elements	Total	Thru FY19	Est FY20	Total 6 Years	FY 21	FY 22	FY 23	FY 24	FY 25	FY 26	Beyond 6 Years
Planning, Design and Supervision	1,715	-	-	1,715	1,000	550	165	-	-	-	-
Site Improvements and Utilities	3,920	-	-	3,920	1,247	1,212	1,461	-	-	-	-
Construction	14,188	-	-	14,188	-	698	6,930	6,560	-	-	-
Other	791	-	-	791	-	-	791	-	-	-	-
TOTAL EXPENDITURES	20,614	-	-	20,614	2,247	2,460	9,347	6,560	-	-	-

## FUNDING SCHEDULE (\$000s)

Funding Source	Total	Thru FY19	Est FY20	Total 6 Years	FY 21	FY 22	FY 23	FY 24	FY 25	FY 26	Beyond 6 Years
G.O. Bonds	20,614	-	-	20,614	2,247	2,460	9,347	6,560	-	-	-
TOTAL FUNDING SOURCES	20,614	-	-	20,614	2,247	2,460	9,347	6,560	-	-	-

## APPROPRIATION AND EXPENDITURE DATA (\$000s)

Appropriation FY 21 Request	1,715	Year First Appropriation	
Appropriation FY 22 Request	18,108	Last FY's Cost Estimate	-
Cumulative Appropriation	-		
Expenditure / Encumbrances	-		
Unencumbered Balance	-		

## PROJECT DESCRIPTION

In September 2018, the Spanish Immersion Program that was located at Rolling Terrace Elementary School was relocated to William T. Page Elementary School. Projections indicate that enrollment will exceed capacity by 92 seats or more by the end of the six-year period. An FY 2021 appropriation is requested to begin the architectural planning and design for this addition project. This project is scheduled to be completed September 2023.



# MCPS Affordability Reconciliation

(P056516)

Category	Montgomery County Public Schools	Date Last Modified	01/06/20
SubCategory	Miscellaneous Projects	Administering Agency	Public Schools
Planning Area	Countywide	Status	Ongoing

## EXPENDITURE SCHEDULE (\$000s)

Cost Elements	Total	Thru FY19	Est FY20	Total 6 Years	FY 21	FY 22	FY 23	FY 24	FY 25	FY 26	Beyond 6 Years
Other	(100,268)	-	-	(100,268)	(57,750)	(92,798)	(92,623)	(57,097)	67,000	133,000	-
<b>TOTAL EXPENDITURES</b>	<b>(100,268)</b>	<b>-</b>	<b>-</b>	<b>(100,268)</b>	<b>(57,750)</b>	<b>(92,798)</b>	<b>(92,623)</b>	<b>(57,097)</b>	<b>67,000</b>	<b>133,000</b>	<b>-</b>

## FUNDING SCHEDULE (\$000s)

Funding Source	Total	Thru FY19	Est FY20	Total 6 Years	FY 21	FY 22	FY 23	FY 24	FY 25	FY 26	Beyond 6 Years
Current Revenue: General	(3,000)	-	-	(3,000)	(2,000)	(1,000)	-	-	-	-	-
G.O. Bonds	(97,268)	-	-	(97,268)	(55,750)	(91,798)	(92,623)	(57,097)	67,000	133,000	-
<b>TOTAL FUNDING SOURCES</b>	<b>(100,268)</b>	<b>-</b>	<b>-</b>	<b>(100,268)</b>	<b>(57,750)</b>	<b>(92,798)</b>	<b>(92,623)</b>	<b>(57,097)</b>	<b>67,000</b>	<b>133,000</b>	<b>-</b>

## APPROPRIATION AND EXPENDITURE DATA (\$000s)

Appropriation FY 21 Request	(57,750)	Year First Appropriation	FY15
Appropriation FY 22 Request	(92,798)	Last FY's Cost Estimate	-
Cumulative Appropriation	-		
Expenditure / Encumbrances	-		
Unencumbered Balance	-		

## PROJECT DESCRIPTION

This project reconciles the Board of Education's request with the County Executive's recommendation based on affordability considerations. The FY21-26 CIP was developed under constrained resources. For example, through the Spending Affordability Guideline process, general obligation bond and PAYGO funding were reduced by \$99 million over the six-year period to ensure greater operating budget flexibility. In addition, a key MCPS CIP funding source, schools impact taxes, are estimated to be \$43.6 million below the FY19-24 six-year funding.

In contrast, the MCPS CIP request was \$74.2 million, or 4.3 percent, above the prior approved funding with an \$320.4 million total increase in FY21 (\$61.3 million), FY22 (\$97.0 million), FY23 (\$98.4 million), and FY24 (\$63.8 million) when resources are particularly constrained.

In order to fund MCPS's accelerated school construction schedule, more funding will be needed. Currently, the State funds only 20.5 percent of the Montgomery County Public Schools CIP. While the State Legislature and the Governor have expressed an interest in significantly expanding State Aid for school construction, matching requirements and other rules that drive down the State's cost share will need to be modified to make it possible for the County to afford to use additional State Aid. The County Executive intends to work closely with the Board of Education, the County Council, and our State delegation to ensure forthcoming State legislation allows

---

the County to maximize its ability to access additional State Aid for school construction.

In particular, the County Executive has deferred recommending increases in Current Revenue funding until they can be considered in the context of the operating budget.



# MCPS Funding Reconciliation

(P076510)

Category	Montgomery County Public Schools	Date Last Modified	12/30/19
SubCategory	Miscellaneous Projects	Administering Agency	Public Schools
Planning Area	Countywide	Status	Ongoing

## EXPENDITURE SCHEDULE (\$000s)

Cost Elements	Total	Thru FY19	Est FY20	Total 6 Years	FY 21	FY 22	FY 23	FY 24	FY 25	FY 26	Beyond 6 Years
TOTAL EXPENDITURES	-	-	-	-	-	-	-	-	-	-	-

## FUNDING SCHEDULE (\$000s)

Funding Source	Total	Thru FY19	Est FY20	Total 6 Years	FY 21	FY 22	FY 23	FY 24	FY 25	FY 26	Beyond 6 Years
G.O. Bonds	(630,808)	-	(85,496)	(545,312)	(78,040)	(80,573)	(89,538)	(92,894)	(99,996)	(104,271)	-
Recordation Tax	539,211	-	105,349	433,862	59,465	61,998	70,963	74,319	81,421	85,696	-
Schools Impact Tax	91,597	-	(19,853)	111,450	18,575	18,575	18,575	18,575	18,575	18,575	-
TOTAL FUNDING SOURCES	-	-	-	-	-	-	-	-	-	-	-

## APPROPRIATION AND EXPENDITURE DATA (\$000s)

Appropriation FY 21 Request	-	Year First Appropriation	
Appropriation FY 22 Request	-	Last FY's Cost Estimate	-
Cumulative Appropriation	-		
Expenditure / Encumbrances	-		
Unencumbered Balance	-		

## PROJECT DESCRIPTION

This project has been updated to reflect current estimates for Current Revenue: General, Recordation Tax, and School Impact Tax with offsetting GO Bond funding adjustments.



# State Aid Reconciliation

(P896536)

Category	Montgomery County Public Schools	Date Last Modified	01/08/20
SubCategory	Miscellaneous Projects	Administering Agency	Public Schools
Planning Area	Countywide	Status	Ongoing

## EXPENDITURE SCHEDULE (\$000s)

Cost Elements	Total	Thru FY19	Est FY20	Total 6 Years	FY 21	FY 22	FY 23	FY 24	FY 25	FY 26	Beyond 6 Years
TOTAL EXPENDITURES	-	-	-	-	-	-	-	-	-	-	-

## FUNDING SCHEDULE (\$000s)

Funding Source	Total	Thru FY19	Est FY20	Total 6 Years	FY 21	FY 22	FY 23	FY 24	FY 25	FY 26	Beyond 6 Years
G.O. Bonds	(352,200)	-	-	(352,200)	(58,700)	(58,700)	(58,700)	(58,700)	(58,700)	(58,700)	-
State Aid	352,200	-	-	352,200	58,700	58,700	58,700	58,700	58,700	58,700	-
TOTAL FUNDING SOURCES	-	-	-	-	-	-	-	-	-	-	-

## APPROPRIATION AND EXPENDITURE DATA (\$000s)

Appropriation FY 21 Request	-	Year First Appropriation	
Appropriation FY 22 Request	-	Last FY's Cost Estimate	-
Cumulative Appropriation	-		
Expenditure / Encumbrances	-		
Unencumbered Balance	-		

## PROJECT DESCRIPTION

This project shows assumed State Aid for FY 2021 and beyond. When actual State Aid is known for specific projects, the amount of such aid is shown in those projects and then this PDF is zeroed out for the budget year.

## DISCLOSURES

MCPS asserts that this project conforms to the requirement of relevant local plans, as required by the Maryland Economic Growth, Resource Protection and Planning Act.



# MONTGOMERY COUNTY BOARD OF EDUCATION

*Expanding Opportunity and Unleashing Potential*

850 Hungerford Drive ♦ Room 123 ♦ Rockville, Maryland 20850

December 2, 2019

The Honorable Marc Elrich  
Montgomery County Executive  
Executive Office Building  
101 Monroe Street  
Rockville, Maryland 20850

The Honorable Nancy Navarro, President  
and Members of the Montgomery County Council  
Stella B. Werner Council Office Building  
100 Maryland Avenue  
Rockville, Maryland 20850

Dear Mr. Elrich, Ms. Navarro, and Members of the Montgomery County Council:

At its November 26, 2019, meeting, the Board of Education approved the Requested FY 2021 Capital Budget and the FY 2021–2026 Capital Improvements Program (CIP) for Montgomery County Public Schools (MCPS). Enclosed is a copy of the Board of Education resolution requesting a Fiscal Year (FY) 2021 Capital Budget appropriation of \$362,068,000 and an FY 2019–2024 CIP totaling \$1.818 billion. The Board of Education is requesting \$110,398,000 from the state as its share of the FY 2021 Capital Budget. FY 2021 is the first year of the biennial CIP review process. In accordance with the Montgomery County charter, all CIP projects are considered in odd-numbered fiscal years; therefore, this requested CIP will receive a full review by the county executive and the Montgomery County Council.

The Board of Education is committed to working with Montgomery County elected officials to address the many facility needs of our school system in order to provide our students with the best possible learning environment. The Board of Education believes as representatives of our staff, students, and parent/guardian community, it is our responsibility to request a CIP that reflects the essential funding to meet our needs yet also is mindful of the fiscal limitations of Montgomery County. This requested CIP accomplishes both of these goals.

## **Enrollment**

MCPS continues to experience another year of significant enrollment growth. For the 2019–2020 school year, official September 30, 2019, enrollment is 165,267 students, a 1-year increase of 2,587 students. Much of this enrollment growth is attributable to our international student enrollment that not only will impact the capital budget; it will impact the operating budget as well. Since the 2009–2010 school year, enrollment has increased by 23,490 students. Total MCPS student enrollment, by the 2025–2026 school year, is projected to increase by 6,052 students to reach 171,319 students. This is a remarkable amount of growth for any school system to accommodate.

The following chart displays the official September 30, 2019, student enrollment for this year and the previous five years of student enrollment.

FY 2015	FY 2016	FY 2017	FY 2018	FY 2019	FY 2020
153,853	156,447	159,010	161,546	162,680	165,267

As the student enrollment continues to increase across the system, the focus of the growth is beginning to shift from the elementary school level to the secondary school level, particularly at our high schools. Similarly, our focus in the CIP needs to account for this shift. While many of our capital projects during the past decade included additions and new schools for the elementary school level, we now must be proactive to address the overutilization at many of our secondary schools.

### **Requested CIP**

As indicated in the *Superintendent's Recommended FY 2021 Capital Budget and the FY 2021–2026 Capital Improvements Program*, we are confronted by the need to be both fiscally prudent within the spending affordability guidelines the Montgomery County Council has established and attentive to the significant facility, capacity, and infrastructure needs that MCPS is experiencing. Therefore, the Board of Education supports the superintendent's recommendation and the *Board of Education's Requested FY 2021 Capital Budget and the FY 2021–2026 Capital Improvements Program* totals \$1.818 billion, an increase of \$74.2 million more than the approved CIP.

This request is similar to the request put forward last year because we continue to have extensive needs. Many of our schools are significantly overutilized with infrastructure elements that are at or beyond their life cycle, and capital projects are necessary to provide the learning environment our students, staff, and community deserve. This requested CIP will address our growing need for classroom space through additions and new schools and will focus on our aging facilities and infrastructure through our many countywide systemic projects. In total, the *Board of Education's Requested FY 2021 Capital Budget and the FY 2021–2026 Capital Improvements Program* includes 25 capacity projects to address space deficits systemwide.

The *Board of Education's Requested FY 2021 Capital Budget and the FY 2021–2026 Capital Improvements Program* includes the following elementary school projects:

- Six previously approved addition projects at Cresthaven, DuFief, Ronald McNair, Montgomery Knolls, Roscoe R. Nix, and Pine Crest elementary schools.
- Three new addition projects at Bethesda, William Tyler Page, and Westbrook elementary schools.
- Two previously approved new elementary schools—Clarksburg Cluster Elementary School #9 and Gaithersburg Cluster Elementary School #8—to address elementary school overutilization in those two clusters.
- A new elementary school, with expenditures in the out-years of the CIP, to address the overutilization in the Bethesda-Chevy Chase and Walter Johnson clusters.
- Previously approved planning funds for three elementary school addition projects—Lake Seneca, Highland View, and Thurgood Marshall elementary schools—and once planning is complete, construction funds will be considered in a future CIP.

The additions at Cresthaven and Roscoe R. Nix elementary schools are being constructed to address the overutilization at JoAnn Leleck Elementary School at Broad Acres, with enrollment projections reaching 900 students by the end of the six-year period. The requested CIP includes additional funding needed for these two additions as a result of escalating construction costs, along with identified site challenges uncovered during the planning phase of these projects. As a result, the Board of Education supports the superintendent's recommendation to reevaluate the approved additions and engage the school communities to discuss possible options to address the overutilization at JoAnn Leleck Elementary School at Broad Acres in order to achieve the best possible solutions for all three schools.

The revitalization/expansion project for the collocation of Maryvale Elementary School and Carl Sandburg Learning Center is under construction with a completion date of September 2020. As part of the construction project, a building shell was included on the second floor of the Carl Sandburg Learning Center portion of the collocation facility. The Board of Education supports the superintendent's recommendation to include \$4.4 million for the classroom shell construction to be completed. These additional funds will allow us to plan and design the space to meet the possible expansion for Carl Sandburg Learning Center enrollment in the future.

Finally, at the elementary school level, Piney Branch Elementary School, another previously approved addition project, is a complex construction project due to site constraints. The Key Facility Indicators assessment for this facility also points to the need for a comprehensive facility upgrade. The superintendent recommended and the Board of Education supports removing the approved expenditures for this addition project and instead identify Piney Branch Elementary School as part of the next set of schools in the Major Capital Projects project. The requested CIP does not include any expenditures for this project; however, future expenditures will be considered as part of the next full CIP cycle.

At the middle school level, the requested CIP includes five previously approved addition projects at Col. E. Brooke Lee, Parkland, Thomas W. Pyle, Silver Spring International, and Takoma Park middle schools. The addition project at Silver Spring International Middle School not only will affect the middle school students; it also will affect the elementary school students at Sligo Creek Elementary School because the two schools share one building and site. The superintendent, after considering a number of factors including the cost and operational considerations for this project, recommended a one-year delay of this project. The Board of Education supports that recommendation. The extended time frame will allow the school system and the school community an opportunity to explore additional options to address the capacity needs at both schools, as well as the programmatic needs at the middle school.

Finally, at the middle school level, the original scope for the Col. E. Brooke Lee Middle School project was expanded from an addition project to a complete replacement of the building, which will take two years to construct. Therefore, the completion date is updated to September 2022, to reflect the full project scope.



December 2, 2019

At the high school level, the requested CIP includes two previously approved addition projects for John F. Kennedy and Walt Whitman high schools; one previously approved addition/facility upgrade for Northwood High School; the opening of a new high school on the Crown Farm site; and the reopening of Charles W. Woodward High School. My requested CIP includes a completion date for the new high school on the Crown Farm site of September 2025.

MCPS has 65 elementary schools that have locally funded prekindergarten and/or federally funded Head Start classes. These programs provide opportunities for children to develop school readiness skills by increasing social interactions, building oral language skills, and fostering vocabulary development. As part of the efforts to increase access to early childhood services, the school system opened one regional early childhood center located in Silver Spring. To continue to expand these opportunities, the superintendent recommended and the Board of Education supports funding in the requested FY 2021–2026 CIP to construct an early childhood center at Watkins Mill High School with a completion date of September 2022.

The previously approved CIP included \$114.9 million for the Major Capital Projects project. As part of the *FY 2020 Capital Budget and Amendments to the FY 2019–2024 Capital Improvements Program*, nine schools were identified as the first set of schools that require major capital work due to both facility condition elements and capacity and/or programmatic elements. Due to the extent of work for each project, these projects must be sequenced throughout the CIP period. For the elementary school projects, availability of holding centers was another consideration for project schedules and sequencing.

As part of the requested FY 2021–2026 CIP, the nine schools have the following completion dates:

- September 2023—Burnt Mills, South Lake, and Woodlin elementary schools
- January 2024—Stonegate Elementary School
- September 2024—Neelsville Middle School and Poolesville High School
- September 2025—Damascus High School
- September 2026—Thomas S. Wootton High School
- September 2027—Col. Zadok Magruder High School

The *Board of Education's Requested FY 2021 Capital Budget and the FY 2021–2026 Capital Improvements Program* includes \$143.9 million for the four elementary schools and \$253.7 million for the one middle school and four high schools for a total of \$397.6 million in the six-year CIP. The Major Capital Projects are divided between the elementary and secondary schools; therefore, all elementary schools in the preceding list are included in the *Major Capital Projects—Elementary* and the middle school and high schools are included in the *Major Capital Projects—Secondary*.

In addition to the nine schools identified, the superintendent recommended and the Board of Education supports the next two schools to be included in the Major Capital Projects project following the sequenced schedule outlined in the preceding list. These are Piney Branch Elementary School, as noted on page 3 of this letter, and Eastern Middle School. Funds to initiate planning and design for these projects will be considered as part of the next full CIP cycle.

The Honorable Marc Elrich  
The Honorable Nancy Navarro  
Members of the Montgomery County Council     5

December 2, 2019

With respect to countywide projects, the *Board of Education's Requested FY 2021 Capital Budget and the FY 2021–2026 Capital Improvements Program* will address systemwide needs by increasing systemic projects such as Roof Replacement and Planned Life-cycle Asset Replacement. One countywide project—Heating, Ventilation, and Air Conditioning (HVAC) Replacement—substantially is increased to address the backlog of HVAC projects that directly affects our students, teachers, and administrators each school day. It is vital that MCPS has the necessary funding to address its aging infrastructure.


#### **State Aid**

For FY 2021, the state aid request is \$110.4 million. This figure is based on current eligibility of projects approved by the Montgomery County Council in May 2019. Of the request, \$15.9 million is for the balance of funding for 1 project; \$6.2 million is for 12 systemic roofing and HVAC projects; \$14.5 million is for construction funding for 2 projects; and \$73.8 million is for 11 projects that require state planning approval in addition to construction funding. The Board of Education, the superintendent of schools, and Montgomery County officials must continue to work together to make a compelling case to our state leaders to increase state construction funding and provide Montgomery County with the state funding required to address our capacity and aging infrastructure needs throughout the system.

#### **Non-Capital Items**

The *Superintendent's Recommended FY 2021 Capital Budget and the FY 2021–2026 Capital Improvements Program* includes two supplements—the first for the Clarksburg, Northwest, and Seneca Valley Cluster boundaries and the second for the Forest Knolls, Montgomery Knolls, and Pine Crest elementary schools boundaries. In addition, the superintendent recommended three new boundary studies. The enclosed adopted resolutions describe the actions by the Board of Education for these five items.

The Board of Education looks forward to meeting with you to discuss its request. If additional information is needed, please do not hesitate to contact me.

Sincerely,  
  
Shebra L. Evans  
President

SLE:ak

Enclosures

Copy to:

Members of the Board of Education  
Dr. Smith  
Dr. McKnight  
Dr. Navarro

Dr. Statham  
Dr. Zuckerman  
Dr. Johnson  
Ms. Webb

**Board of Education Requested FY 2021 Capital Budget  
and the FY 2021–2026 Capital Improvements Program**  
(figures in thousands)

Project	FY 2021 Approp.	Total	Thru FY 2019	Remaining FY 2020	Total Six-Years	FY 2021	FY 2022	FY 2023	FY 2024	FY 2025	FY 2026	Beyond
<b>Individual School Projects</b>												
Bethesda ES Addition	1,200	16,708			16,708	612	5,947	6,275	3,874			
Bethesda-Chevy Chase/Walter Johnson Clusters ES (New)		1,195			1,195					650	545	
Clarksburg Cluster ES #9 (New)	34,180	38,486		1,192	37,294	5,156	19,864	12,274				
Cresthaven ES Addition (for JoAnn Leleck ES@Broad Acres)	10,777	11,966		339	11,627	2,829	4,054	4,744				
Crown HS (New)		136,302		1,522	134,780	3,892	5,939	20,245	59,244	30,460	15,000	
DuFief ES Addition/Facility Upgrade	33,793	38,028	650	532	36,846	4,234	18,625	13,987				
Gaithersburg Cluster ES #8	29,891	39,000	5,082	2,552	31,366	9,744	8,702	12,920				
Highland View ES Addition		775		301	474	289	185					
John F. Kennedy HS Addition	6,910	26,578	1,610	2,217	22,751	4,000	5,978	12,773				
Lake Seneca ES Addition		875		401	474	314	160					
Col. E. Brooke Lee MS Replacement	5,000	62,864	1,568	14,525	46,771	13,827	17,944	15,000				
Ronald McNair ES Addition	1,024	11,403			11,403	512	4,848	2,252	3,791			
Thurgood Marshall ES Addition		630		310	320	225	95					
Montgomery Knolls ES Addition (for Forest Knolls ES)	4,000	10,605	2,234	2,927	5,444	5,444						
Roscoe Nix ES Addition (for JoAnn Leleck ES @ Broad Acres)	15,440	16,372		236	16,136	3,781	7,106	5,249				
Northwood HS Addition/Facility Upgrade		138,356	2,949	2,069	133,338	2,068	11,922	35,119	52,444	28,531	3,254	
William Tyler Page ES Addition	1,715	20,614			20,614	2,247	2,460	9,347	6,560			
Parkland MS Addition	1,240	14,638			14,638	496	3,032	8,323	2,787			
Pine Crest ES Addition (for Forest Knolls ES)		8,623	4,055	3,942	626	626						
Piney Branch ES Addition	-4,211	0			0							
Thomas W. Pyle MS Addition		25,114	2,341	5,566	17,207	10,457	6,750					
Silver Spring International MS Addition		35,140	930	4,210	30,000		8,346	10,654	11,000			
Takoma Park MS Addition		25,186	2,690	13,289	9,207	9,207						
Watkins Mill HS (Early Childhood Center)	1,220	13,500			13,500	2,000	6,500	5,000				
Westbrook ES Addition	4,181	4,391			4,391	376	2,569	1,446				
Walt Whitman HS Addition	4,218	30,577	2,998	7,067	20,512	9,980	10,532					
Woodward HS Reopening	88,690	128,235	3,063	2,197	122,975	46,239	32,508	25,836	6,392	9,532	2,468	
<b>Countywide Projects</b>												
ADA Compliance: MCPS	1,200	33,393	23,793	2,400	7,200	1,200	1,200	1,200	1,200	1,200	1,200	
Asbestos Abatement	1,145	22,390	13,230	2,290	6,870	1,145	1,145	1,145	1,145	1,145	1,145	
Building Modifications and Program Improvements	7,500	69,950	36,950	18,000	15,000	7,500	7,500					
Current Revitalizations/Expansions	4,400	729,530	382,638	219,431	127,461	91,561	35,900					
Design and Construction Management	4,900	95,175	55,975	9,800	29,400	4,900	4,900	4,900	4,900	4,900	4,900	
Facility Planning: MCPS	750	15,087	10,177	2,310	2,600	750	450	350	350	350	350	
Fire Safety Upgrades	817	28,751	22,215	1,634	4,902	817	817	817	817	817	817	
HVAC Replacement/IAQ Projects	25,000	238,629	72,629	51,000	115,000	25,000	25,000	17,500	17,500	15,000	15,000	
Improved (Safe) Access to Schools	2,000	20,610	13,196	3,414	4,000	2,000	2,000					
Major Capital Projects – Elementary	3,000	146,427	583	1,900	143,944	22,281	40,700	47,704	28,259	5,000		
Major Capital Projects – Secondary	9,353	336,401		2,647	253,754	8,981	18,040	39,505	81,587	73,141	32,500	80,000
Outdoor Play Space Maintenance	450	6,950	750	3,500	2,700	450	450	450	450	450	450	
Planned Life-Cycle Asset Replacement (PLAR)	15,185	184,047	97,586	19,351	67,110	15,185	15,185	10,185	10,185	8,185	8,185	
Relocatable Classrooms	6,000	74,061	48,307	9,754	16,000	6,000	5,000	5,000				
Restroom Renovations	3,000	44,775	16,275	10,500	18,000	3,000	3,000	3,000	3,000	3,000	3,000	
Roof Replacement/Moisture Protection Projects	12,000	127,586	44,086	23,500	60,000	12,000	12,000	10,000	10,000	8,000	8,000	
School Security		59,938	18,610	15,402	25,926	10,708	5,718	3,500	2,000	2,000	2,000	
Stormwater Discharge and Water Quality Management	616	12,860	7,932	1,232	3,696	616	616	616	616	616	616	
Technology Modernization	25,484	476,016	275,207	46,772	154,037	25,484	25,143	26,746	26,664	25,000	25,000	
<b>Total Requested CIP</b>	<b>362,068</b>	<b>3,578,737</b>	<b>1,170,309</b>	<b>510,231</b>	<b>1,818,197</b>	<b>378,133</b>	<b>388,830</b>	<b>374,062</b>	<b>334,765</b>	<b>217,977</b>	<b>124,430</b>	<b>80,000</b>

# FY 2021 State Capital Improvements Program for Montgomery County Public Schools

(figures in thousands)

Priority No.	PFA Y/N	Project	Total Estimated Cost	Non PSCP Funds	Prior IAC Funding Thru FY 2020	FY 2021 Request For Funding
<b>Balance of Funding (Forward-funded)</b>						
1	Y	Tilden MS/Rock Terrace School Revitalization/Expansion	88,647	71,179	1,548	15,920
		<b>Subtotal</b>	<b>88,647</b>	<b>71,179</b>	<b>1,548</b>	<b>15,920</b>
<b>Systemic Projects</b>						
2	Y	Kingsview MS Roof Replacement	3,472	2,605		867
3	Y	Quince Orchard HS HVAC Replacement	2,500	1,876		624
4	Y	Clarksburg ES HVAC Replacment	2,250	1,688		562
5	Y	Westland MS Roof Replacement	2,236	1,678		558
6	Y	Bethesda ES Roof Replacement	2,076	1,558		518
7	Y	Meadow Hall ES HVAC Replacement	2,000	1,501		499
8	Y	Ronald McNair ES HVAC Replacement	1,950	1,463		487
9	Y	John Poole MS Roof Replacement	1,917	1,438		479
10	Y	Brookhaven ES HVAC Replacement	1,900	1,426		474
11	Y	Argyle MS Roof Replacement	1,714	1,286		428
12	Y	Damascus ES Roof Replacement	1,420	1,067		353
13	Y	Lucy V. Barnsley ES Roof Replacment	1,228	921		307
		<b>Subtotal</b>	<b>24,663</b>	<b>18,507</b>	<b>0</b>	<b>6,156</b>
<b>Construction Funding (Forward-funded)</b>						
14	Y	S. Christa McAuliffe ES Addition	11,386	9,276		2,110
15	Y	Maryvale ES/Carl Sandburg School Revitalization/Expansion (CSR)	62,054	49,618		12,436
		<b>Subtotal</b>	<b>73,440</b>	<b>58,894</b>	<b>0</b>	<b>14,546</b>
<b>Planning and Construction Request (Forward-funded)</b>						
16/17	Y	Ashburton ES Addition	10,944	9,680		1,264
18/19	Y	Takoma Park MS Addition	25,186	19,612		4,957
20/21	Y	Pine Crest ES Addition	8,623	6,708		1,891
22/23	Y	Montgomery Knolls ES Addition	6,605	5,160		1,445
24/25	Y	Walt Whitman HS Addition	27,577	21,444		6,133
26/27	Y	Thomas W. Pyle MS Addition	25,114	20,015		5,099
28/29	Y	Piney Branch ES Addition	4,211	3,375		836
30/31	Y	Col. E. Brooke Lee MS Addition/Facility Upgrade	57,864	50,433		13,043
32/33	Y	Silver Spring International MS/Sligo Creek ES Addition	35,140	27,761		7,729
34/35	Y	John F. Kennedy HS Addition	20,578	16,107		4,471
36/37	Y	Charles W. Woodward HS Reopening	120,235	93,327		26,908
		<b>Subtotal</b>	<b>342,077</b>	<b>273,622</b>	<b>0</b>	<b>73,776</b>
<b>Planning Approval Request</b>						
38	Y	Clarksburg Cluster ES #9	LP			LP
39	Y	Cresthaven ES Addition	LP			LP
40	Y	DuFief ES Addition/Facility Upgrades	LP			LP
41	Y	Gaithersburg Cluster ES #8	LP			LP
42	Y	Roscoe R. Nix ES Addition	LP			LP
43	Y	Woodlin ES Addition	LP			LP
44	Y	Northwood HS Addition/Facility Upgrades	LP			LP
		<b>TOTAL</b>	<b>528,827</b>	<b>422,202</b>	<b>1,548</b>	<b>110,398</b>

# Bethesda ES Addition

(P652103)

Category	Montgomery County Public Schools	Date Last Modified	11/22/19
SubCategory	Individual Schools	Administering Agency	Public Schools
Planning Area	Bethesda-Chevy Chase and Vicinity	Status	

Total	Thru FY19	Est FY20	Total 6 Years	FY 21	FY 22	FY 23	FY 24	FY 25	FY 26	Beyond 6 Years
-------	-----------	----------	------------------	-------	-------	-------	-------	-------	-------	-------------------

## EXPENDITURE SCHEDULE (\$000s)

Planning, Design and Supervision	1,200	-	-	1,200	612	400	188	-	-	-	-
Site Improvements and Utilities	2,150	-	-	2,150	-	1,300	850	-	-	-	-
Construction	12,799	-	-	12,799	-	4,247	4,678	3,874	-	-	-
Other	559	-	-	559	-	-	559	-	-	-	-
<b>TOTAL EXPENDITURES</b>	<b>16,708</b>	<b>-</b>	<b>-</b>	<b>16,708</b>	<b>612</b>	<b>5,947</b>	<b>6,275</b>	<b>3,874</b>	<b>-</b>	<b>-</b>	<b>-</b>

## FUNDING SCHEDULE (\$000s)

G.O. Bonds	16,708	-	-	16,708	612	5,947	6,275	3,874	-	-	-
<b>TOTAL FUNDING SOURCES</b>	<b>16,708</b>	<b>-</b>	<b>-</b>	<b>16,708</b>	<b>612</b>	<b>5,947</b>	<b>6,275</b>	<b>3,874</b>	<b>-</b>	<b>-</b>	<b>-</b>

## APPROPRIATION AND EXPENDITURE DATA (\$000s)

Appropriation FY 21 Request	1,200	Year First Appropriation	
Appropriation FY 22 Request	14,949	Last FY's Cost Estimate	-
Cumulative Appropriation	-		
Expenditure / Encumbrances	-		
Unencumbered Balance	-		

## PROJECT DESCRIPTION

Projections indicate that enrollment will exceed capacity by 92 seats or more by the end of the six-year planning period. An FY 2021 appropriation is requested for planning funds to begin the architectural design for this addition project. This project is scheduled to be completed Septembers 2023.

# Bethesda-Chevy Chase/Walter Johnson Clusters ES (New)

(P652104)

Category	Montgomery County Public Schools	Date Last Modified	11/22/19
SubCategory	Individual Schools	Administering Agency	Public Schools
Planning Area	Bethesda-Chevy Chase and Vicinity	Status	

Total	Thru FY19	Est FY20	Total 6 Years	FY 21	FY 22	FY 23	FY 24	FY 25	FY 26	Beyond 6 Years
-------	-----------	----------	------------------	-------	-------	-------	-------	-------	-------	-------------------

## EXPENDITURE SCHEDULE (\$000s)

Planning, Design and Supervision	1,195	-	-	1,195	-	-	-	-	650	545	-
TOTAL EXPENDITURES	1,195	-	-	1,195	-	-	-	-	650	545	-

## FUNDING SCHEDULE (\$000s)

G.O. Bonds	1,195	-	-	1,195	-	-	-	-	650	545	-
TOTAL FUNDING SOURCES	1,195	-	-	1,195	-	-	-	-	650	545	-

## APPROPRIATION AND EXPENDITURE DATA (\$000s)

Appropriation FY 21 Request	-	Year First Appropriation	
Appropriation FY 22 Request	-	Last FY's Cost Estimate	-
Cumulative Appropriation	-		
Expenditure / Encumbrances	-		
Unencumbered Balance	-		

## PROJECT DESCRIPTION

Projections indicate enrollment will exceed capacity for some of the elementary schools in the Bethesda-Chevy Chase and Walter Johnson clusters. Planning expenditures for a new elementary school are programmed in the out-years of the requested FY 2021-2026 CIP. A completion date for this new elementary school will be considered in a future CIP.

## Clarksburg Cluster ES #9 (New) (P651901)

Category	Montgomery County Public Schools	Date Last Modified	11/21/19
SubCategory	Individual Schools	Administering Agency	Public Schools
Planning Area	Clarksburg and Vicinity	Status	Planning Stage

Total	Thru FY19	Est FY20	Total 6 Years	FY 21	FY 22	FY 23	FY 24	FY 25	FY 26	Beyond 6 Years
-------	-----------	----------	---------------	-------	-------	-------	-------	-------	-------	----------------

### EXPENDITURE SCHEDULE (\$000s)

Planning, Design and Supervision	2,981	-	1,192	1,789	895	596	298	-	-	-	-
Site Improvements and Utilities	4,410	-	-	4,410	3,307	1,103	-	-	-	-	-
Construction	29,770	-	-	29,770	954	16,840	11,976	-	-	-	-
Other	1,325	-	-	1,325	-	1,325	-	-	-	-	-
<b>TOTAL EXPENDITURES</b>	<b>38,486</b>	<b>-</b>	<b>1,192</b>	<b>37,294</b>	<b>5,156</b>	<b>19,864</b>	<b>12,274</b>	<b>-</b>	<b>-</b>	<b>-</b>	<b>-</b>

### FUNDING SCHEDULE (\$000s)

G.O. Bonds	38,486	-	1,192	37,294	5,156	19,864	12,274	-	-	-	-
<b>TOTAL FUNDING SOURCES</b>	<b>38,486</b>	<b>-</b>	<b>1,192</b>	<b>37,294</b>	<b>5,156</b>	<b>19,864</b>	<b>12,274</b>	<b>-</b>	<b>-</b>	<b>-</b>	<b>-</b>

### OPERATING BUDGET IMPACT (\$000s)

Maintenance			1,568	-	-	392	392	392	392
Energy			628	-	-	157	157	157	157
<b>NET IMPACT</b>			<b>2,196</b>	<b>-</b>	<b>-</b>	<b>549</b>	<b>549</b>	<b>549</b>	<b>549</b>

### APPROPRIATION AND EXPENDITURE DATA (\$000s)

Appropriation FY 21 Request	34,180	Year First Appropriation	FY20
Appropriation FY 22 Request	1,325	Last FY's Cost Estimate	38,486
Cumulative Appropriation	2,981		
Expenditure / Encumbrances	-		
Unencumbered Balance	2,981		

### PROJECT DESCRIPTION

The Clarksburg Master Plan allows for the development of up to 15,000 residential units. The plan includes five future elementary school sites. Little Bennett Elementary School opened in September 2006, William B. Gibbs, Jr. Elementary School opened in September 2009, and Wilson Wims Elementary School opened in September 2014. With continued growth in elementary school enrollment, another new elementary school is approved and scheduled to open September 2019. Elementary enrollment continues to grow beyond the elementary schools in the cluster and the one scheduled to open in September 2019. Therefore, the Board of Education's requested FY 2019-2024 CIP included funds for the opening of the next elementary school in this cluster. An FY 2019 appropriation was requested to begin planning this new school. This project was scheduled to be completed September 2021. However, due to fiscal constraints, the County Council delayed this project one year. An FY 2020 appropriation was approved to begin the planning of this new school. An FY 2021 appropriation is requested for construction funding. This project is scheduled to be completed September 2022.

### COORDINATION

Mandatory Referral - M-NCPPC, Department of Environmental Protection, Building Permits, Code Review, Fire Marshall, Department of Transportation, Inspections, Sediment Control, Stormwater Management, WSSC Permits

# Cresthaven ES Addition

(P651902)

Category	Montgomery County Public Schools	Date Last Modified	11/21/19
SubCategory	Individual Schools	Administering Agency	Public Schools
Planning Area	Colesville-White Oak and Vicinity	Status	Planning Stage

Total	Thru FY19	Est FY20	Total 6 Years	FY 21	FY 22	FY 23	FY 24	FY 25	FY 26	Beyond 6 Years
-------	-----------	----------	---------------	-------	-------	-------	-------	-------	-------	----------------

## EXPENDITURE SCHEDULE (\$000s)

Planning, Design and Supervision	1,045	-	339	706	254	367	85	-	-	-	-
Site Improvements and Utilities	1,950	-	-	1,950	1,254	696	-	-	-	-	-
Construction	8,549	-	-	8,549	1,321	2,569	4,659	-	-	-	-
Other	422	-	-	422	-	422	-	-	-	-	-
<b>TOTAL EXPENDITURES</b>	<b>11,966</b>	<b>-</b>	<b>339</b>	<b>11,627</b>	<b>2,829</b>	<b>4,054</b>	<b>4,744</b>	<b>-</b>	<b>-</b>	<b>-</b>	<b>-</b>

## FUNDING SCHEDULE (\$000s)

G.O. Bonds	11,966	-	339	11,627	2,829	4,054	4,744	-	-	-	-
<b>TOTAL FUNDING SOURCES</b>	<b>11,966</b>	<b>-</b>	<b>339</b>	<b>11,627</b>	<b>2,829</b>	<b>4,054</b>	<b>4,744</b>	<b>-</b>	<b>-</b>	<b>-</b>	<b>-</b>

## OPERATING BUDGET IMPACT (\$000s)

Maintenance			136	-	-	34	34	34	34
Energy			52	-	-	13	13	13	13
<b>NET IMPACT</b>			<b>188</b>	<b>-</b>	<b>-</b>	<b>47</b>	<b>47</b>	<b>47</b>	<b>47</b>

## APPROPRIATION AND EXPENDITURE DATA (\$000s)

Appropriation FY 21 Request	10,777	Year First Appropriation	FY20
Appropriation FY 22 Request	342	Last FY's Cost Estimate	9,466
Cumulative Appropriation	847		
Expenditure / Encumbrances	-		
Unencumbered Balance	847		

## PROJECT DESCRIPTION

Projections indicate that enrollment at JoAnn Leleck Elementary School at Broad Acres will exceed capacity throughout the six-year planning period. Due to site limitations, it would be difficult to expand the facility to meet the enrollment growth needs. Therefore, to address the space deficit, feasibility studies were conducted during the 2016-2017 school year at Cresthaven and Roscoe Nix elementary schools (paired schools), to determine if these schools can be expanded to address the space deficits at JoAnn Leleck Elementary School at Broad Acres. The Board of Education's requested FY 2019-2024 CIP included funding for additions at both Cresthaven and Roscoe Nix elementary schools to address the overutilization at JoAnn Leleck Elementary School at Broad Acres. An FY 2019 appropriation was requested to begin planning this addition. The project was scheduled to be completed September 2021. However, due to fiscal constraints, the County Council approved a one-year delay for this project. An FY 2020 appropriation was approved for planning funds. Due to escalating construction costs, along with identified site challenges uncovered during the planning phase of this project, additional funds, beyond the approved level of funding is requested in the FY 2021-2026 CIP. An FY 2021 appropriation is requested for construction funds. This project is scheduled to be completed September 2022.

## COORDINATION

Mandatory Referral - M-NCPPC, Department of Environmental Protection, Building Permits:, Code Review, Fire Marshall, Department of Transportation, Inspections, Sediment Control, Stormwater Management, WSSC Permits



## Crown HS (New) (P651909)

Category	Montgomery County Public Schools	Date Last Modified	11/21/19
SubCategory	Individual Schools	Administering Agency	Public Schools
Planning Area	Gaithersburg and Vicinity	Status	Planning Stage

	Total	Thru FY19	Est FY20	Total 6 Years	FY 21	FY 22	FY 23	FY 24	FY 25	FY 26	Beyond 6 Years
<b>EXPENDITURE SCHEDULE (\$000s)</b>											
Planning, Design and Supervision	6,306	-	1,522	4,784	1,891	1,761	1,132	-	-	-	-
Site Improvements and Utilities	15,016	-	-	15,016	2,001	2,195	7,085	3,735	-	-	-
Construction	110,680	-	-	110,680	-	1,983	12,028	52,359	29,310	15,000	-
Other	4,300	-	-	4,300	-	-	-	3,150	1,150	-	-
<b>TOTAL EXPENDITURES</b>	<b>136,302</b>	<b>-</b>	<b>1,522</b>	<b>134,780</b>	<b>3,892</b>	<b>5,939</b>	<b>20,245</b>	<b>59,244</b>	<b>30,460</b>	<b>15,000</b>	<b>-</b>

<b>FUNDING SCHEDULE (\$000s)</b>											
G.O. Bonds	136,302	-	1,522	134,780	3,892	5,939	20,245	59,244	30,460	15,000	-
<b>TOTAL FUNDING SOURCES</b>	<b>136,302</b>	<b>-</b>	<b>1,522</b>	<b>134,780</b>	<b>3,892</b>	<b>5,939</b>	<b>20,245</b>	<b>59,244</b>	<b>30,460</b>	<b>15,000</b>	<b>-</b>

APPROPRIATION AND EXPENDITURE DATA (\$000s)			
Appropriation FY 21 Request	-	Year First Appropriation	FY20
Appropriation FY 22 Request	15,016	Last FY's Cost Estimate	136,302
Cumulative Appropriation	6,306		
Expenditure / Encumbrances	-		
Unencumbered Balance	6,306		

### PROJECT DESCRIPTION

High schools in the mid-county region will continue to be over capacity through the six-year planning period. Therefore, the Board of Education's requested FY 2019-2024 CIP included funding for a new high school in the mid-county region located on the Crown site in the City of Gaithersburg. An FY 2019 appropriation was requested to begin planning this new high school. Due to fiscal constraints, the County Council approved a one-year delay for this project. During the County Council's review of the FY 2019-2024 Amended CIP, the Council approved including the following language in this project to keep two clusters from going into housing moratoria in FY 2020: "Based on the Board of Education's proposed yearly spending in this project, the Council anticipates that Crown HS will open in September 2024. The new school will relieve overcrowding by at least 150 students at Quince Orchard HS and by at least 120 students at Richard Montgomery HS." An FY 2020 appropriation was approved for planning funds. An FY 2022 appropriation will be requested to begin the site work for this new high school. This new high school is scheduled to be completed September 2025.

### COORDINATION

Mandatory Referral - M-NCPPC, Department of Environmental Protection, Building Permits:, Code Review, Fire Marshall, Department of Transportation, Inspections, Sediment Control, Stormwater Management, WSSC Permits

## DuFief ES Addition/Facility Upgrade (P651905)

Category	Montgomery County Public Schools	Date Last Modified	11/21/19
SubCategory	Individual Schools	Administering Agency	Public Schools
Planning Area	Gaithersburg and Vicinity	Status	Planning Stage

Total	Thru FY19	Est FY20	Total 6 Years	FY 21	FY 22	FY 23	FY 24	FY 25	FY 26	Beyond 6 Years
-------	-----------	----------	------------------	-------	-------	-------	-------	-------	-------	-------------------

### EXPENDITURE SCHEDULE (\$000s)

Planning, Design and Supervision	2,910	-	1,182	1,728	894	536	298	-	-	-	-
Site Improvements and Utilities	4,411	-	-	4,411	2,308	2,103	-	-	-	-	-
Construction	29,382	-	-	29,382	1,032	14,661	13,689	-	-	-	-
Other	1,325	-	-	1,325	-	1,325	-	-	-	-	-
<b>TOTAL EXPENDITURES</b>	<b>38,028</b>	<b>-</b>	<b>1,182</b>	<b>36,846</b>	<b>4,234</b>	<b>18,625</b>	<b>13,987</b>	<b>-</b>	<b>-</b>	<b>-</b>	<b>-</b>

### FUNDING SCHEDULE (\$000s)

G.O. Bonds	38,028	-	1,182	36,846	4,234	18,625	13,987	-	-	-	-
<b>TOTAL FUNDING SOURCES</b>	<b>38,028</b>	<b>-</b>	<b>1,182</b>	<b>36,846</b>	<b>4,234</b>	<b>18,625</b>	<b>13,987</b>	<b>-</b>	<b>-</b>	<b>-</b>	<b>-</b>

### OPERATING BUDGET IMPACT (\$000s)

Maintenance		272	-	-	68	68	68	68
Energy		100	-	-	25	25	25	25
<b>NET IMPACT</b>		<b>372</b>	<b>-</b>	<b>-</b>	<b>93</b>	<b>93</b>	<b>93</b>	<b>93</b>

### APPROPRIATION AND EXPENDITURE DATA (\$000s)

Appropriation FY 21 Request	33,793	Year First Appropriation	FY19
Appropriation FY 22 Request	1,325	Last FY's Cost Estimate	38,028
Cumulative Appropriation	2,910		
Expenditure / Encumbrances	-		
Unencumbered Balance	2,910		

### PROJECT DESCRIPTION

Projections indicate that enrollment at Rachel Carson Elementary School will exceed capacity by over 300 seats by the end of the six-year planning period. To address the overutilization at Rachel Carson Elementary School, the Board of Education approved the expansion of DuFief Elementary School. Therefore, the Board of Education's requested FY 2019-2024 CIP included funding to provide capacity and facility upgrades at DuFief Elementary School that will require not only additional classrooms, but also reconfiguration of existing spaces and upgrades to building systems to accommodate the new student population. An FY 2019 appropriation was requested to begin the planning for this project, with a scheduled completion date of September 2021. However, due to fiscal constraints, the County Council approved a one-year delay for this project, but maintained the FY 2019 planning funds. An FY 2021 appropriation is requested for construction funds. This project is scheduled to be completed September 2022.

### COORDINATION

Mandatory Referral - M-NCPPC, Department of Environmental Protection, Building Permits, Code Review, Fire Marshall, Department of Transportation, Inspections, Sediment Control, Stormwater Management, WSSC Permits

## Gaithersburg Cluster Elementary School #8 (P651518)

Category	Montgomery County Public Schools	Date Last Modified	11/21/19
SubCategory	Individual Schools	Administering Agency	Public Schools
Planning Area	Gaithersburg and Vicinity	Status	Planning Stage

	Total	Thru FY19	Est FY20	Total 6 Years	FY 21	FY 22	FY 23	FY 24	FY 25	FY 26	Beyond 6 Years
<b>EXPENDITURE SCHEDULE (\$000s)</b>											
Planning, Design and Supervision	2,757	1,260	1,347	150	150	-	-	-	-	-	-
Site Improvements and Utilities	5,850	-	-	5,850	4,550	1,300	-	-	-	-	-
Construction	29,068	3,027	2,000	24,041	5,044	6,077	12,920	-	-	-	-
Other	1,325	-	-	1,325	-	1,325	-	-	-	-	-
<b>TOTAL EXPENDITURES</b>	<b>39,000</b>	<b>4,287</b>	<b>3,347</b>	<b>31,366</b>	<b>9,744</b>	<b>8,702</b>	<b>12,920</b>	<b>-</b>	<b>-</b>	<b>-</b>	<b>-</b>

<b>FUNDING SCHEDULE (\$000s)</b>											
G.O. Bonds	37,839	3,435	3,038	31,366	9,744	8,702	12,920	-	-	-	-
School Facilities Payment	1,161	852	309	-	-	-	-	-	-	-	-
<b>TOTAL FUNDING SOURCES</b>	<b>39,000</b>	<b>4,287</b>	<b>3,347</b>	<b>31,366</b>	<b>9,744</b>	<b>8,702</b>	<b>12,920</b>	<b>-</b>	<b>-</b>	<b>-</b>	<b>-</b>

<b>OPERATING BUDGET IMPACT (\$000s)</b>											
Maintenance				272	-	-	68	68	68	68	
Energy				100	-	-	25	25	25	25	
<b>NET IMPACT</b>				<b>372</b>	<b>-</b>	<b>-</b>	<b>93</b>	<b>93</b>	<b>93</b>	<b>93</b>	

<b>APPROPRIATION AND EXPENDITURE DATA (\$000s)</b>											
Appropriation FY 21 Request		29,891		Year First Appropriation						FY16	
Appropriation FY 22 Request		1,325		Last FY's Cost Estimate						26,000	
Cumulative Appropriation		7,784									
Expenditure / Encumbrances		3,466									
Unencumbered Balance		4,318									

### PROJECT DESCRIPTION

Elementary school student enrollment growth continues in the Gaithersburg Cluster and, therefore, several schools exceed their program capacities-Gaithersburg, Rosemont, Strawberry Knoll, Summit Hall, and Washington Grove elementary schools. In April 2017, the Board of Education approved the construction of an addition at Gaithersburg Elementary School. A feasibility study was conducted for the addition at Gaithersburg Elementary School and revealed a number of challenges. Based on those challenges, as well as the absence of a solution in the approved CIP to address the overutilization at Rosemont and Strawberry Knoll elementary schools, the Board of Education, on August 31, 2017, approved that a Site Selection Advisory Committee convene to evaluate potential elementary school sites in the Gaithersburg Cluster. On February 26, 2018, the superintendent of school supported the Site Selection Advisory Committee recommendation and recommended the City of Gaithersburg Kelley Park site as the location for the new Gaithersburg Cluster Elementary School. On March 22, 2018, the Board of Education approved the superintendent of schools recommendation. It is likely that funding for this project will be adjusted next fall as part of the FY 2021-2026 CIP process. An FY 2019 appropriation was approved to begin the planning for this new school. Funding requested in the FY 2021-2026 CIP reflects the expenditures needed for this new elementary school. An FY 2021 appropriation is requested for construction funds. This new school is scheduled to be completed September 2022.

## Highland View ES Addition (P652001)

Category	Montgomery County Public Schools	Date Last Modified	09/03/19
SubCategory	Individual Schools	Administering Agency	Public Schools
Planning Area	Silver Spring and Vicinity	Status	Planning Stage

Total	Thru FY19	Est FY20	Total 6 Years	FY 21	FY 22	FY 23	FY 24	FY 25	FY 26	Beyond 6 Years
-------	-----------	----------	------------------	-------	-------	-------	-------	-------	-------	-------------------

### EXPENDITURE SCHEDULE (\$000s)

Planning, Design and Supervision	775	-	301	474	289	185	-	-	-	-	-
TOTAL EXPENDITURES	775	-	301	474	289	185	-	-	-	-	-

### FUNDING SCHEDULE (\$000s)

G.O. Bonds	775	-	301	474	289	185	-	-	-	-	-
TOTAL FUNDING SOURCES	775	-	301	474	289	185	-	-	-	-	-

### APPROPRIATION AND EXPENDITURE DATA (\$000s)

Appropriation FY 21 Request	-	Year First Appropriation	FY20
Appropriation FY 22 Request	-	Last FY's Cost Estimate	775
Cumulative Appropriation	775		
Expenditure / Encumbrances	-		
Unencumbered Balance	775		

### PROJECT DESCRIPTION

Enrollment projections indicate that Highland View Elementary School will exceed capacity by more than 114 seats by the end of the six-year planning period. A feasibility study for a classroom addition was conducted in FY 2010. An FY 2020 appropriation was approved to begin the architectural design for this addition project. A completion date for this project will be determined in a future CIP.

# John F. Kennedy HS Addition (P651906)

Category	Montgomery County Public Schools	Date Last Modified	11/25/19
SubCategory	Individual Schools	Administering Agency	Public Schools
Planning Area	Kensington-Wheaton	Status	Planning Stage

	Total	Thru FY19	Est FY20	Total 6 Years	FY 21	FY 22	FY 23	FY 24	FY 25	FY 26	Beyond 6 Years
<b>EXPENDITURE SCHEDULE (\$000s)</b>											
Planning, Design and Supervision	1,775	9	1,291	475	475	-	-	-	-	-	-
Site Improvements and Utilities	5,956	-	1,992	3,964	964	-	3,000	-	-	-	-
Construction	17,937	-	535	17,402	2,561	5,068	9,773	-	-	-	-
Other	910	-	-	910	-	910	-	-	-	-	-
<b>TOTAL EXPENDITURES</b>	<b>26,578</b>	<b>9</b>	<b>3,818</b>	<b>22,751</b>	<b>4,000</b>	<b>5,978</b>	<b>12,773</b>	<b>-</b>	<b>-</b>	<b>-</b>	<b>-</b>

<b>FUNDING SCHEDULE (\$000s)</b>											
G.O. Bonds	26,578	9	3,818	22,751	4,000	5,978	12,773	-	-	-	-
<b>TOTAL FUNDING SOURCES</b>	<b>26,578</b>	<b>9</b>	<b>3,818</b>	<b>22,751</b>	<b>4,000</b>	<b>5,978</b>	<b>12,773</b>	<b>-</b>	<b>-</b>	<b>-</b>	<b>-</b>

<b>OPERATING BUDGET IMPACT (\$000s)</b>											
Maintenance				348	-	-	87	87	87	87	
Energy				128	-	-	32	32	32	32	
<b>NET IMPACT</b>				<b>476</b>	<b>-</b>	<b>-</b>	<b>119</b>	<b>119</b>	<b>119</b>	<b>119</b>	

APPROPRIATION AND EXPENDITURE DATA (\$000s)			
Appropriation FY 21 Request	6,910	Year First Appropriation	FY19
Appropriation FY 22 Request	-	Last FY's Cost Estimate	20,578
Cumulative Appropriation	19,668		
Expenditure / Encumbrances	-		
Unencumbered Balance	19,668		

## PROJECT DESCRIPTION

In order to address the overutilization at the high school level in the Downcounty Consortium and at Walter Johnson High School, the Board of Education's requested FY 2019-2024 CIP included three capital projects to address the overutilization in these areas. The requested CIP includes an expansion of Northwood High School, the reopening of Charles W. Woodward High School, and an addition at John F. Kennedy High School. Therefore, an FY 2019 appropriation was approved to begin planning for the addition at John F. Kennedy High School. An FY 2020 appropriation was approved for construction funds. Additional funding is requested in the FY 2021-2026 CIP beyond the approved funding level to address site improvements needed at the school once the addition is complete. An FY 2021 appropriation is requested to complete this project. This addition is scheduled to be completed September 2022.

## COORDINATION

Mandatory Referral - M-NCPPC, Department of Environmental Protection, Building Permits:, Code Review, Fire Marshall, Department of Transportation, Inspections, Sediment Control, Stormwater Management, WSSC Permits

# Lake Seneca ES Addition

(P652002)

Category	Montgomery County Public Schools	Date Last Modified	09/03/19
SubCategory	Individual Schools	Administering Agency	Public Schools
Planning Area	Germantown and Vicinity	Status	Planning Stage

Total	Thru FY19	Est FY20	Total 6 Years	FY 21	FY 22	FY 23	FY 24	FY 25	FY 26	Beyond 6 Years
-------	-----------	----------	------------------	-------	-------	-------	-------	-------	-------	-------------------

## EXPENDITURE SCHEDULE (\$000s)

Planning, Design and Supervision	875	-	401	474	314	160	-	-	-	-	-
TOTAL EXPENDITURES	875	-	401	474	314	160	-	-	-	-	-

## FUNDING SCHEDULE (\$000s)

G.O. Bonds	875	-	401	474	314	160	-	-	-	-	-
TOTAL FUNDING SOURCES	875	-	401	474	314	160	-	-	-	-	-

## APPROPRIATION AND EXPENDITURE DATA (\$000s)

Appropriation FY 21 Request	-	Year First Appropriation	FY20
Appropriation FY 22 Request	-	Last FY's Cost Estimate	875
Cumulative Appropriation	875		
Expenditure / Encumbrances	-		
Unencumbered Balance	875		

## PROJECT DESCRIPTION

Enrollment projections indicate that Lake Seneca Elementary School will exceed capacity by more than 173 seats by the end of the six-year planning period. A feasibility study for a classroom addition was conducted in FY 2014. An FY 2020 appropriation was approved to begin the architectural design for this addition project. A completion date for this project will be determined in a future CIP.

## Col. E. Brooke Lee MS Addition/Facility Upgrade (P651910)

Category	Montgomery County Public Schools	Date Last Modified	11/21/19
SubCategory	Individual Schools	Administering Agency	Public Schools
Planning Area	Kemp Mill-Four Corners and Vicinity	Status	Preliminary Design Stage

Total	Thru FY19	Est FY20	Total 6 Years	FY 21	FY 22	FY 23	FY 24	FY 25	FY 26	Beyond 6 Years
-------	-----------	----------	---------------	-------	-------	-------	-------	-------	-------	----------------

### EXPENDITURE SCHEDULE (\$000s)

Planning, Design and Supervision	3,921	1,024	1,721	1,176	784	392	-	-	-	-	-
Site Improvements and Utilities	8,927	-	6,695	2,232	2,232	-	-	-	-	-	-
Construction	48,266	-	6,653	41,613	10,286	16,327	15,000	-	-	-	-
Other	1,750	-	-	1,750	525	1,225	-	-	-	-	-
<b>TOTAL EXPENDITURES</b>	<b>62,864</b>	<b>1,024</b>	<b>15,069</b>	<b>46,771</b>	<b>13,827</b>	<b>17,944</b>	<b>15,000</b>	<b>-</b>	<b>-</b>	<b>-</b>	<b>-</b>

### FUNDING SCHEDULE (\$000s)

G.O. Bonds	62,864	1,024	15,069	46,771	13,827	17,944	15,000	-	-	-	-
<b>TOTAL FUNDING SOURCES</b>	<b>62,864</b>	<b>1,024</b>	<b>15,069</b>	<b>46,771</b>	<b>13,827</b>	<b>17,944</b>	<b>15,000</b>	<b>-</b>	<b>-</b>	<b>-</b>	<b>-</b>

### OPERATING BUDGET IMPACT (\$000s)

Maintenance		510	-	102	102	102	102	102	102
Energy		190	-	38	38	38	38	38	38
<b>NET IMPACT</b>		<b>700</b>	<b>-</b>	<b>140</b>	<b>140</b>	<b>140</b>	<b>140</b>	<b>140</b>	<b>140</b>

### APPROPRIATION AND EXPENDITURE DATA (\$000s)

Appropriation FY 21 Request	5,000	Year First Appropriation	FY19
Appropriation FY 22 Request	1,750	Last FY's Cost Estimate	57,864
Cumulative Appropriation	56,114		
Expenditure / Encumbrances	2,557		
Unencumbered Balance	53,557		

### PROJECT DESCRIPTION

Projections indicate that enrollment at Col. E. Brooke Lee Middle School will exceed capacity by the end of the six-year planning period. The approved CIP included an addition for this school, as well as future expenditures for a revitalization/expansion project. The addition project also will require reconfiguration of existing spaces and building systems upgrades to accommodate the larger numbers of students. Therefore, the Board of Education's requested FY 2019-2024 CIP included that the scope of the addition project be expanded to include these infrastructure and system upgrades while construction is on-site to make better use of fiscal resources. An FY 2019 appropriation was approved to begin planning this addition and facility upgrades project. An FY 2020 appropriation was approved for construction funds. The requested FY 2021-2026 CIP reflects an expanded scope for this project from an addition/facility upgrade to a replacement project, taking two years to construct. Therefore, the completion date is updated to September 2022 to reflect the full project scope. An FY 2021 appropriation is requested for the balance of construction funding. This project is scheduled to be completed September 2022.

### COORDINATION

Mandatory Referral - M-NCPPC, Department of Environmental Protection, Building Permits, Code Review, Fire Marshall, Department of Transportation, Inspections, Sediment Control, Stormwater Management, WSSC Permits

## Ronald McNair ES Addition (P651904)

Category	Montgomery County Public Schools	Date Last Modified	11/21/19
SubCategory	Individual Schools	Administering Agency	Public Schools
Planning Area	Germantown and Vicinity	Status	Planning Stage

	Total	Thru FY19	Est FY20	Total 6 Years	FY 21	FY 22	FY 23	FY 24	FY 25	FY 26	Beyond 6 Years
<b>EXPENDITURE SCHEDULE (\$000s)</b>											
Planning, Design and Supervision	1,024	-	-	1,024	512	410	102	-	-	-	-
Site Improvements and Utilities	1,976	-	-	1,976	-	1,482	494	-	-	-	-
Construction	7,913	-	-	7,913	-	2,956	1,166	3,791	-	-	-
Other	490	-	-	490	-	-	490	-	-	-	-
<b>TOTAL EXPENDITURES</b>	<b>11,403</b>	<b>-</b>	<b>-</b>	<b>11,403</b>	<b>512</b>	<b>4,848</b>	<b>2,252</b>	<b>3,791</b>	<b>-</b>	<b>-</b>	<b>-</b>

<b>FUNDING SCHEDULE (\$000s)</b>											
G.O. Bonds	11,403	-	-	11,403	512	4,848	2,252	3,791	-	-	-
<b>TOTAL FUNDING SOURCES</b>	<b>11,403</b>	<b>-</b>	<b>-</b>	<b>11,403</b>	<b>512</b>	<b>4,848</b>	<b>2,252</b>	<b>3,791</b>	<b>-</b>	<b>-</b>	<b>-</b>

<b>OPERATING BUDGET IMPACT (\$000s)</b>											
Maintenance				116	-	-	29	29	29	29	
Energy				44	-	-	11	11	11	11	
<b>NET IMPACT</b>				<b>160</b>	<b>-</b>	<b>-</b>	<b>40</b>	<b>40</b>	<b>40</b>	<b>40</b>	

<b>APPROPRIATION AND EXPENDITURE DATA (\$000s)</b>											
Appropriation FY 21 Request	1,024	Year First Appropriation									
Appropriation FY 22 Request	9,889	Last FY's Cost Estimate									
Cumulative Appropriation	-										
Expenditure / Encumbrances	-										
Unencumbered Balance	-										

### PROJECT DESCRIPTION

Enrollment projections indicate that enrollment at Ronald McNair Elementary School will exceed capacity by the end of the six-year planning period. An FY 2019 appropriation was requested to begin the architectural design for this addition project. This project was scheduled to be completed September 2021. However, due to fiscal constraints, the County Council approved a one-year delay for this project. The Board of Education, in the amended FY2019-2024 CIP, requested an FY 2020 appropriation for planning funds. However, due to fiscal constraints, the County Council approved a one-year delay for this project. An FY 2021 appropriation is requested to begin the planning for this project. This project is scheduled to be completed September 2023.

### COORDINATION

Mandatory Referral - M-NCPPC, Department of Environmental Protection, Building Permits:, Code Review, Fire Marshall, Department of Transportation, Inspections, Sediment Control, Stormwater Management, WSSC Permits



# Thurgood Marshall ES Addition (P652003)

Category	Montgomery County Public Schools	Date Last Modified	09/03/19
SubCategory	Individual Schools	Administering Agency	Public Schools
Planning Area	Gaithersburg and Vicinity	Status	Planning Stage

Total	Thru FY19	Est FY20	Total 6 Years	FY 21	FY 22	FY 23	FY 24	FY 25	FY 26	Beyond 6 Years
-------	-----------	----------	------------------	-------	-------	-------	-------	-------	-------	-------------------

## EXPENDITURE SCHEDULE (\$000s)

Planning, Design and Supervision	630	-	310	320	225	95	-	-	-	-	-
TOTAL EXPENDITURES	630	-	310	320	225	95	-	-	-	-	-

## FUNDING SCHEDULE (\$000s)

G.O. Bonds	630	-	310	320	225	95	-	-	-	-	-
TOTAL FUNDING SOURCES	630	-	310	320	225	95	-	-	-	-	-

## APPROPRIATION AND EXPENDITURE DATA (\$000s)

Appropriation FY 21 Request	-	Year First Appropriation	FY20
Appropriation FY 22 Request	-	Last FY's Cost Estimate	630
Cumulative Appropriation	630		
Expenditure / Encumbrances	-		
Unencumbered Balance	630		

## PROJECT DESCRIPTION

Enrollment projections indicate that Thurgood Marshall Elementary School will exceed capacity by more than 179 seats by the end of the six-year planning period. A feasibility study for a classroom addition was conducted in FY 2008. An FY 2020 appropriation was approved to begin the architectural design for this addition project. A completion date for this project will be determined in a future CIP.

# Montgomery Knolls ES Addition (P651709)

Category	Montgomery County Public Schools	Date Last Modified	11/21/19
SubCategory	Individual Schools	Administering Agency	Public Schools
Planning Area	Kemp Mill-Four Corners and Vicinity	Status	Planning Stage

	Total	Thru FY19	Est FY20	Total 6 Years	FY 21	FY 22	FY 23	FY 24	FY 25	FY 26	Beyond 6 Years
<b>EXPENDITURE SCHEDULE (\$000s)</b>											
Planning, Design and Supervision	546	546	-	-	-	-	-	-	-	-	-
Site Improvements and Utilities	4,345	18	1,327	3,000	3,000	-	-	-	-	-	-
Construction	5,436	-	2,992	2,444	2,444	-	-	-	-	-	-
Other	278	-	278	-	-	-	-	-	-	-	-
<b>TOTAL EXPENDITURES</b>	<b>10,605</b>	<b>564</b>	<b>4,597</b>	<b>5,444</b>	<b>5,444</b>	<b>-</b>	<b>-</b>	<b>-</b>	<b>-</b>	<b>-</b>	<b>-</b>

<b>FUNDING SCHEDULE (\$000s)</b>											
G.O. Bonds	10,605	564	4,597	5,444	5,444	-	-	-	-	-	-
<b>TOTAL FUNDING SOURCES</b>	<b>10,605</b>	<b>564</b>	<b>4,597</b>	<b>5,444</b>	<b>5,444</b>	<b>-</b>	<b>-</b>	<b>-</b>	<b>-</b>	<b>-</b>	<b>-</b>

<b>OPERATING BUDGET IMPACT (\$000s)</b>											
Maintenance				354	59	59	59	59	59	59	59
Energy				144	24	24	24	24	24	24	24
<b>NET IMPACT</b>				<b>498</b>	<b>83</b>	<b>83</b>	<b>83</b>	<b>83</b>	<b>83</b>	<b>83</b>	<b>83</b>

<b>APPROPRIATION AND EXPENDITURE DATA (\$000s)</b>											
Appropriation FY 21 Request		4,000	Year First Appropriation								FY16
Appropriation FY 22 Request		-	Last FY's Cost Estimate								6,605
Cumulative Appropriation		6,605									
Expenditure / Encumbrances		-									
Unencumbered Balance		6,605									

## PROJECT DESCRIPTION

A comprehensive capacity study to address overutilization at several elementary schools in the lower section of the Downcounty Consortium was conducted during the 2014-2015 school year. This capacity study included the following schools: East Silver Spring, Forest Knolls, Highland View, Montgomery Knolls, New Hampshire Estates, Oak View, Takoma Park, Pine Crest, Piney Branch, Rolling Terrace, Sligo Creek, and Woodlin elementary schools. As a result of the capacity study, it was determined that a four classroom addition project would be constructed at Montgomery Knolls Elementary School to relieve the overutilization at Forest Knolls Elementary School. An FY 2017 appropriation was approved to begin the planning for this addition. An FY 2019 appropriation was approved for construction funds. An FY 2020 appropriation was approved for the balance of funding for this addition. The FY 2021-2026 CIP includes additional funding for this project beyond the approved level of funding. An FY 2021 appropriation is requested to complete this construction project. This project is scheduled to be completed September 2020.

## COORDINATION

Mandatory Referral -- M-NCPPC Department of Environmental Protection Building Permits Code Review Fire Marshal Department of Transportation Inspections Sediment Control Stormwater Management WSSC Permits.

## Roscoe Nix ES Addition (P651903)

Category	Montgomery County Public Schools	Date Last Modified	11/21/19
SubCategory	Individual Schools	Administering Agency	Public Schools
Planning Area	Silver Spring and Vicinity	Status	Planning Stage

	Total	Thru FY19	Est FY20	Total 6 Years	FY 21	FY 22	FY 23	FY 24	FY 25	FY 26	Beyond 6 Years
<b>EXPENDITURE SCHEDULE (\$000s)</b>											
Planning, Design and Supervision	1,428	-	236	1,192	677	456	59	-	-	-	-
Site Improvements and Utilities	2,340	-	-	2,340	2,105	235	-	-	-	-	-
Construction	12,262	-	-	12,262	999	6,073	5,190	-	-	-	-
Other	342	-	-	342	-	342	-	-	-	-	-
<b>TOTAL EXPENDITURES</b>	<b>16,372</b>	<b>-</b>	<b>236</b>	<b>16,136</b>	<b>3,781</b>	<b>7,106</b>	<b>5,249</b>	<b>-</b>	<b>-</b>	<b>-</b>	<b>-</b>

<b>FUNDING SCHEDULE (\$000s)</b>											
G.O. Bonds	16,372	-	236	16,136	3,781	7,106	5,249	-	-	-	-
<b>TOTAL FUNDING SOURCES</b>	<b>16,372</b>	<b>-</b>	<b>236</b>	<b>16,136</b>	<b>3,781</b>	<b>7,106</b>	<b>5,249</b>	<b>-</b>	<b>-</b>	<b>-</b>	<b>-</b>

<b>OPERATING BUDGET IMPACT (\$000s)</b>											
Maintenance				212	-	-	53	53	53	53	
Energy				80	-	-	20	20	20	20	
<b>NET IMPACT</b>				<b>292</b>	<b>-</b>	<b>-</b>	<b>73</b>	<b>73</b>	<b>73</b>	<b>73</b>	

APPROPRIATION AND EXPENDITURE DATA (\$000s)			
Appropriation FY 21 Request	15,440	Year First Appropriation	FY20
Appropriation FY 22 Request	342	Last FY's Cost Estimate	6,372
Cumulative Appropriation	590		
Expenditure / Encumbrances	-		
Unencumbered Balance	590		

### PROJECT DESCRIPTION

Projections indicate that enrollment at JoAnn Leleck Elementary School at Broad Acres will exceed capacity throughout the six-year planning period. Due to site limitations, it would be difficult to expand the facility to meet the enrollment growth needs. Therefore, to address the space deficit, feasibility studies were conducted during the 2016-2017 school year at Crethaven and Roscoe Nix elementary schools (paired schools), to determine if these schools can be expanded to address the space deficits at JoAnn Leleck Elementary School at Broad Acres. The Board of Education's requested FY 2019-2024 CIP included funding for additions at both Crethaven and Roscoe Nix elementary schools to address the overutilization at JoAnn Leleck Elementary School at Broad Acres. An FY 2019 appropriation was requested to begin planning this addition. The project was scheduled to be completed September 2021. However, due to fiscal constraints, the County Council approved a one-year delay for this project. An FY 2020 appropriation was approved for planning funds. Due to escalating construction costs, along with identified site challenges uncovered during the planning phase of this project, additional funds, beyond the approved level of funding, is requested in the FY 2021-2026 CIP. An FY 2021 appropriation is requested for construction funds. This project is scheduled to be completed September 2022.

### COORDINATION

Mandatory Referral - M-NCPPC, Department of Environmental Protection, Building Permits:, Code Review, Fire Marshall, Department of Transportation, Inspections, Sediment Control, Stormwater Management, WSSC Permits

# Northwood HS Addition/Facility Upgrades (P651907)

Category	Montgomery County Public Schools	Date Last Modified	11/22/19
SubCategory	Individual Schools	Administering Agency	Public Schools
Planning Area	Kemp Mill-Four Corners and Vicinity	Status	Planning Stage

	Total	Thru FY19	Est FY20	Total 6 Years	FY 21	FY 22	FY 23	FY 24	FY 25	FY 26	Beyond 6 Years
<b>EXPENDITURE SCHEDULE (\$000s)</b>											
Planning, Design and Supervision	9,873	28	4,990	4,855	2,068	2,287	500	-	-	-	-
Site Improvements and Utilities	17,267	-	-	17,267	-	7,387	6,985	2,895	-	-	-
Construction	106,656	-	-	106,656	-	2,248	27,634	48,414	25,106	3,254	-
Other	4,560	-	-	4,560	-	-	-	1,135	3,425	-	-
<b>TOTAL EXPENDITURES</b>	<b>138,356</b>	<b>28</b>	<b>4,990</b>	<b>133,338</b>	<b>2,068</b>	<b>11,922</b>	<b>35,119</b>	<b>52,444</b>	<b>28,531</b>	<b>3,254</b>	<b>-</b>

<b>FUNDING SCHEDULE (\$000s)</b>											
G.O. Bonds	138,258	28	4,892	133,338	2,068	11,922	35,119	52,444	28,531	3,254	-
School Facilities Payment	98	-	98	-	-	-	-	-	-	-	-
<b>TOTAL FUNDING SOURCES</b>	<b>138,356</b>	<b>28</b>	<b>4,990</b>	<b>133,338</b>	<b>2,068</b>	<b>11,922</b>	<b>35,119</b>	<b>52,444</b>	<b>28,531</b>	<b>3,254</b>	<b>-</b>

APPROPRIATION AND EXPENDITURE DATA (\$000s)			
Appropriation FY 21 Request	-	Year First Appropriation	FY19
Appropriation FY 22 Request	17,267	Last FY's Cost Estimate	123,356
Cumulative Appropriation	9,873		
Expenditure / Encumbrances	-		
Unencumbered Balance	9,873		

## PROJECT DESCRIPTION

In order to address the overutilization at the high school level in the Downcounty Consortium and at Walter Johnson High School, the Board of Education's approved FY 2019-2024 CIP included three capital projects to address the overutilization in these areas. The approved CIP includes an expansion of Northwood High School, the reopening of Charles W. Woodward High School, and an addition at John F. Kennedy High School. The expansion of Northwood High school would increase the capacity to a 2,700 student capacity. The expansion of approximately 1,200 seats will require not only additional classrooms, but also reconfiguration of existing spaces and upgrades to building systems to accommodate the new student population. Therefore, an FY 2019 appropriation was approved to begin planning for this expansion and facility upgrade. On March 25, 2019, the Board of Education approved that this project would be constructed with students off-site and that Northwood High School operate at the Charles W. Woodward High school as a temporary holding facility during the construction period. Therefore, based on the Board's approval, this addition and facility upgrade is scheduled to be completed September 2025. Additional funding is included in the requested FY 2021-2026 CIP for this construction project. An FY 2022 appropriation will be requested to begin the site work for this project. This project is scheduled to be completed September 2025.

## COORDINATION

Mandatory Referral - M-NCPPC, Department of Environmental Protection, Building Permits, Code Review, Fire Marshall, Department of Transportation, Inspections, Sediment Control, Stormwater Management, WSSC Permits

# William T. Page ES Addition (P652105)

Category	Montgomery County Public Schools	Date Last Modified	11/22/19
SubCategory	Individual Schools	Administering Agency	Public Schools
Planning Area	Colesville-White Oak and Vicinity	Status	

	Total	Thru FY19	Est FY20	Total 6 Years	FY 21	FY 22	FY 23	FY 24	FY 25	FY 26	Beyond 6 Years
<b>EXPENDITURE SCHEDULE (\$000s)</b>											
Planning, Design and Supervision	1,715	-	-	1,715	1,000	550	165	-	-	-	-
Site Improvements and Utilities	3,920	-	-	3,920	1,247	1,212	1,461	-	-	-	-
Construction	14,188	-	-	14,188	-	698	6,930	6,560	-	-	-
Other	791	-	-	791	-	-	791	-	-	-	-
<b>TOTAL EXPENDITURES</b>	<b>20,614</b>	<b>-</b>	<b>-</b>	<b>20,614</b>	<b>2,247</b>	<b>2,460</b>	<b>9,347</b>	<b>6,560</b>	<b>-</b>	<b>-</b>	<b>-</b>

<b>FUNDING SCHEDULE (\$000s)</b>											
G.O. Bonds	20,614	-	-	20,614	2,247	2,460	9,347	6,560	-	-	-
<b>TOTAL FUNDING SOURCES</b>	<b>20,614</b>	<b>-</b>	<b>-</b>	<b>20,614</b>	<b>2,247</b>	<b>2,460</b>	<b>9,347</b>	<b>6,560</b>	<b>-</b>	<b>-</b>	<b>-</b>

<b>APPROPRIATION AND EXPENDITURE DATA (\$000s)</b>											
Appropriation FY 21 Request	1,715			Year First Appropriation							
Appropriation FY 22 Request	18,108			Last FY's Cost Estimate							
Cumulative Appropriation	-										
Expenditure / Encumbrances	-										
Unencumbered Balance	-										

## PROJECT DESCRIPTION

In September 2018, the Spanish Immersion Program that was located at Rolling Terrace Elementary School was relocated to William T. Page Elementary School. Projections indicate that enrollment will exceed capacity by 92 seats or more by the end of the six-year period. An FY 2021 appropriation is requested to begin the architectural planning and design for this addition project. This project is scheduled to be completed September 2023.

## Parkland MS Addition (P651911)

Category	Montgomery County Public Schools	Date Last Modified	11/22/19
SubCategory	Individual Schools	Administering Agency	Public Schools
Planning Area	Aspen Hill and Vicinity	Status	Planning Stage

	Total	Thru FY19	Est FY20	Total 6 Years	FY 21	FY 22	FY 23	FY 24	FY 25	FY 26	Beyond 6 Years
<b>EXPENDITURE SCHEDULE (\$000s)</b>											
Planning, Design and Supervision	1,240	-	-	1,240	496	372	248	124	-	-	-
Site Improvements and Utilities	2,107	-	-	2,107	-	1,080	527	500	-	-	-
Construction	10,401	-	-	10,401	-	1,580	7,281	1,540	-	-	-
Other	890	-	-	890	-	-	267	623	-	-	-
<b>TOTAL EXPENDITURES</b>	<b>14,638</b>	<b>-</b>	<b>-</b>	<b>14,638</b>	<b>496</b>	<b>3,032</b>	<b>8,323</b>	<b>2,787</b>	<b>-</b>	<b>-</b>	<b>-</b>

<b>FUNDING SCHEDULE (\$000s)</b>											
G.O. Bonds	14,638	-	-	14,638	496	3,032	8,323	2,787	-	-	-
<b>TOTAL FUNDING SOURCES</b>	<b>14,638</b>	<b>-</b>	<b>-</b>	<b>14,638</b>	<b>496</b>	<b>3,032</b>	<b>8,323</b>	<b>2,787</b>	<b>-</b>	<b>-</b>	<b>-</b>

<b>OPERATING BUDGET IMPACT (\$000s)</b>											
Maintenance				232	-	-	58	58	58	58	
Energy				88	-	-	22	22	22	22	
<b>NET IMPACT</b>				<b>320</b>	<b>-</b>	<b>-</b>	<b>80</b>	<b>80</b>	<b>80</b>	<b>80</b>	

<b>APPROPRIATION AND EXPENDITURE DATA (\$000s)</b>											
Appropriation FY 21 Request	1,240	Year First Appropriation									
Appropriation FY 22 Request	12,508	Last FY's Cost Estimate								14,638	
Cumulative Appropriation	-										
Expenditure / Encumbrances	-										
Unencumbered Balance	-										

### PROJECT DESCRIPTION

Projections indicate that enrollment at Parkland Middle School will exceed capacity by 180 seats by the end of the six-year planning period. Therefore, the Board of Education's requested FY 2019-2024 CIP included funds for an addition project at this school. An FY 2019 appropriation was requested to begin planning this project. This project was scheduled to be completed September 2021. However, due to fiscal constraints, the County Council approved a one-year delay for this project. The Board of Education, in the amended FY 2019-2024 CIP, requested an FY 2020 appropriation for planning funds. Due to fiscal constraints, the County Council approved a one-year delay for this project. An FY 2021 appropriation is requested for planning funds. This project is scheduled to be completed September 2023.

### COORDINATION

Mandatory Referral - M-NCPPC, Department of Environmental Protection, Building Permits, Code Review, Fire Marshall, Department of Transportation, Inspections, Sediment Control, Stormwater Management, WSSC Permits

## Pine Crest ES Addition (P651708)

Category	Montgomery County Public Schools	Date Last Modified	11/22/19
SubCategory	Individual Schools	Administering Agency	Public Schools
Planning Area	Kemp Mill-Four Corners and Vicinity	Status	Planning Stage

Total	Thru FY19	Est FY20	Total 6 Years	FY 21	FY 22	FY 23	FY 24	FY 25	FY 26	Beyond 6 Years
-------	-----------	----------	------------------	-------	-------	-------	-------	-------	-------	-------------------

### EXPENDITURE SCHEDULE (\$000s)

Planning, Design and Supervision	703	703	-	-	-	-	-	-	-	-
Site Improvements and Utilities	1,411	280	1,131	-	-	-	-	-	-	-
Construction	6,261	-	5,635	626	626	-	-	-	-	-
Other	248	-	248	-	-	-	-	-	-	-
<b>TOTAL EXPENDITURES</b>	<b>8,623</b>	<b>983</b>	<b>7,014</b>	<b>626</b>	<b>626</b>	<b>-</b>	<b>-</b>	<b>-</b>	<b>-</b>	<b>-</b>

### FUNDING SCHEDULE (\$000s)

G.O. Bonds	8,623	983	7,014	626	626	-	-	-	-	-
<b>TOTAL FUNDING SOURCES</b>	<b>8,623</b>	<b>983</b>	<b>7,014</b>	<b>626</b>	<b>626</b>	<b>-</b>	<b>-</b>	<b>-</b>	<b>-</b>	<b>-</b>

### OPERATING BUDGET IMPACT (\$000s)

Maintenance		546	91	91	91	91	91	91
Energy		216	36	36	36	36	36	36
<b>NET IMPACT</b>		<b>762</b>	<b>127</b>	<b>127</b>	<b>127</b>	<b>127</b>	<b>127</b>	<b>127</b>

### APPROPRIATION AND EXPENDITURE DATA (\$000s)

Appropriation FY 21 Request	-	Year First Appropriation	FY16
Appropriation FY 22 Request	-	Last FY's Cost Estimate	8,623
Cumulative Appropriation	8,623		
Expenditure / Encumbrances	-		
Unencumbered Balance	8,623		

### PROJECT DESCRIPTION

A comprehensive capacity study to address overutilization at several elementary schools in the lower section of the Downcounty Consortium was conducted during the 2014-2015 school year. This capacity study included the following schools: East Silver Spring, Forest Knolls, Highland View, Montgomery Knolls, New Hampshire Estates, Oak View, Takoma Park, Pine Crest, Piney Branch, Rolling Terrace, Sligo Creek and Woodlin elementary schools. As a result of the capacity study it was determined that a nine classroom addition project would be constructed at Pine Crest Elementary School to relieve the overutilization at Forest Knolls and Pine Crest elementary schools. An FY 2017 appropriation was approved to begin the planning for this addition. An FY 2019 appropriation was approved for construction funds. An FY 2020 appropriation was approved for the balance of funding for this addition. This project is scheduled to be completed September 2020.

## Piney Branch ES Addition (P651707)

Category	Montgomery County Public Schools	Date Last Modified	11/22/19
SubCategory	Individual Schools	Administering Agency	Public Schools
Planning Area	Silver Spring and Vicinity	Status	Planning Stage

Total	Thru FY19	Est FY20	Total 6 Years	FY 21	FY 22	FY 23	FY 24	FY 25	FY 26	Beyond 6 Years
-------	-----------	----------	------------------	-------	-------	-------	-------	-------	-------	-------------------

### EXPENDITURE SCHEDULE (\$000s)

TOTAL EXPENDITURES	-	-	-	-	-	-	-	-	-	-
--------------------	---	---	---	---	---	---	---	---	---	---

### FUNDING SCHEDULE (\$000s)

TOTAL FUNDING SOURCES	-	-	-	-	-	-	-	-	-	-
-----------------------	---	---	---	---	---	---	---	---	---	---

### OPERATING BUDGET IMPACT (\$000s)

Maintenance		120	-	24	24	24	24	24	24
Energy		45	-	9	9	9	9	9	9
NET IMPACT		165	-	33	33	33	33	33	33

### APPROPRIATION AND EXPENDITURE DATA (\$000s)

Appropriation FY 21 Request	(4,211)	Year First Appropriation	FY19
Appropriation FY 22 Request	-	Last FY's Cost Estimate	4,211
Cumulative Appropriation	4,211		
Expenditure / Encumbrances	-		
Unencumbered Balance	4,211		

### PROJECT DESCRIPTION

A comprehensive capacity study to address overutilization at several elementary schools in the lower section of the Downcounty Consortium was conducted during the 2014-2015 school year. This capacity study included the following schools: East Silver Spring, Forest Knolls, Highland View, Montgomery Knolls, New Hampshire Estates, Oak View, Takoma Park, Pine Crest, Piney Branch, Rolling Terrace, Sligo Creek and Woodlin elementary schools. Based on revised enrollment projections, enrollment at Piney Branch Elementary School will exceed 125 seats by the end of the six-year planning period. Piney Branch Elementary School is located on the smallest site in the county at 1.9 acres and there is little to no room for relocatable classrooms to accommodate overutilization at the school. Therefore, the Board of Education's Requested FY2017-2022 CIP included a five classroom addition for this school to address the space deficit. The County Council's adopted FY2017-2022 CIP includes funding for this project, with planning to begin in FY 2019. An FY 2019 appropriation was approved to begin planning this addition. An FY 2020 appropriation was approved for construction funds. During the planning and design phase of this project, it was determined that there were a number of challenges, including site constraints to complete this project. The KFI assessment for this facility also points to the need for a comprehensive facility upgrades. Therefore, the requested FY 2021-2026 CIP removes the approved expenditures for this addition project and, instead, identifies Piney Branch Elementary School as part of the next set of schools in the Major Capital Projects project. The requested FY 2021-2026 CIP does not include any expenditures for this project; however, future expenditures will be considered as part of the next full CIP cycle.

### COORDINATION

Mandatory Referral – M-NCPPC Department of Environmental Protection Building Permits Code Review Fire Marshal Department of Transportation Inspections Sediment Control Stormwater Management WSSC Permits.



# Thomas W. Pyle MS Addition (P651705)

Category	Montgomery County Public Schools	Date Last Modified	11/26/19
SubCategory	Individual Schools	Administering Agency	Public Schools
Planning Area	Bethesda-Chevy Chase and Vicinity	Status	Planning Stage

Total	Thru FY19	Est FY20	Total 6 Years	FY 21	FY 22	FY 23	FY 24	FY 25	FY 26	Beyond 6 Years
-------	-----------	----------	------------------	-------	-------	-------	-------	-------	-------	-------------------

## EXPENDITURE SCHEDULE (\$000s)

Planning, Design and Supervision	1,426	1,426	-	-	-	-	-	-	-	-
Site Improvements and Utilities	4,122	4,122	-	-	-	-	-	-	-	-
Construction	18,466	2,359	-	16,107	9,357	6,750	-	-	-	-
Other	1,100	-	-	1,100	1,100	-	-	-	-	-
<b>TOTAL EXPENDITURES</b>	<b>25,114</b>	<b>7,907</b>	<b>-</b>	<b>17,207</b>	<b>10,457</b>	<b>6,750</b>	<b>-</b>	<b>-</b>	<b>-</b>	<b>-</b>

## FUNDING SCHEDULE (\$000s)

G.O. Bonds	25,114	7,907	-	17,207	10,457	6,750	-	-	-	-
<b>TOTAL FUNDING SOURCES</b>	<b>25,114</b>	<b>7,907</b>	<b>-</b>	<b>17,207</b>	<b>10,457</b>	<b>6,750</b>	<b>-</b>	<b>-</b>	<b>-</b>	<b>-</b>

## OPERATING BUDGET IMPACT (\$000s)

Maintenance		920	-	184	184	184	184	184
Energy		370	-	74	74	74	74	74
<b>NET IMPACT</b>		<b>1,290</b>	<b>-</b>	<b>258</b>	<b>258</b>	<b>258</b>	<b>258</b>	<b>258</b>

## APPROPRIATION AND EXPENDITURE DATA (\$000s)

Appropriation FY 21 Request	-	Year First Appropriation	
Appropriation FY 22 Request	-	Last FY's Cost Estimate	25,114
Cumulative Appropriation	25,114		
Expenditure / Encumbrances	-		
Unencumbered Balance	25,114		

## PROJECT DESCRIPTION

Projections for Thomas Pyle Middle School indicate that enrollment will exceed capacity by 150 seats or more throughout the six-year planning period. An FY 2015 appropriation was approved in the Building Modifications and Program Improvements project for the planning and construction of a third auxiliary gymnasium. However due to the space deficit at the school and the need for additional cafeteria space an FY 2016 appropriation was approved for a feasibility study to determine the scope and cost for an addition and core improvements to this school. An FY 2017 appropriation was approved to begin the planning for this 14 classroom addition. The Board of Education's requested FY 2019-2024 CIP included an increase to the approved expenditures for core improvements that will address the projected student enrollment including a larger cafeteria and additional programmatic/teaching spaces. An FY 2019 appropriation was approved for construction funds. An FY 2020 appropriation was approved for the balance of funding for this addition. The project is scheduled to be completed September 2020.

## COORDINATION

Mandatory Referral -- M-NCPPC Department of Environmental Protection Building Permits Code Review Fire Marshal Department of Transportation Inspections Sediment Control Stormwater Management WSSC Permits.

# Silver Spring International MS Addition

(P651912)

Category	Montgomery County Public Schools	Date Last Modified	11/22/19
SubCategory	Individual Schools	Administering Agency	Public Schools
Planning Area	Silver Spring and Vicinity	Status	Planning Stage

Total	Thru FY19	Est FY20	Total 6 Years	FY 21	FY 22	FY 23	FY 24	FY 25	FY 26	Beyond 6 Years
-------	-----------	----------	---------------	-------	-------	-------	-------	-------	-------	----------------

## EXPENDITURE SCHEDULE (\$000s)

Planning, Design and Supervision	3,010	380	1,527	1,103	-	702	401	-	-	-	-
Site Improvements and Utilities	5,799	-	2,349	3,450	-	1,450	2,000	-	-	-	-
Construction	25,131	-	884	24,247	-	5,834	7,413	11,000	-	-	-
Other	1,200	-	-	1,200	-	360	840	-	-	-	-
<b>TOTAL EXPENDITURES</b>	<b>35,140</b>	<b>380</b>	<b>4,760</b>	<b>30,000</b>	<b>-</b>	<b>8,346</b>	<b>10,654</b>	<b>11,000</b>	<b>-</b>	<b>-</b>	<b>-</b>

## FUNDING SCHEDULE (\$000s)

G.O. Bonds	35,140	380	4,760	30,000	-	8,346	10,654	11,000	-	-	-
<b>TOTAL FUNDING SOURCES</b>	<b>35,140</b>	<b>380</b>	<b>4,760</b>	<b>30,000</b>	<b>-</b>	<b>8,346</b>	<b>10,654</b>	<b>11,000</b>	<b>-</b>	<b>-</b>	<b>-</b>

## OPERATING BUDGET IMPACT (\$000s)

Maintenance			292	-	-	73	73	73	73
Energy			108	-	-	27	27	27	27
<b>NET IMPACT</b>			<b>400</b>	<b>-</b>	<b>-</b>	<b>100</b>	<b>100</b>	<b>100</b>	<b>100</b>

## APPROPRIATION AND EXPENDITURE DATA (\$000s)

Appropriation FY 21 Request	-	Year First Appropriation	FY19
Appropriation FY 22 Request	-	Last FY's Cost Estimate	35,140
Cumulative Appropriation	35,140		
Expenditure / Encumbrances	-		
Unencumbered Balance	35,140		

## PROJECT DESCRIPTION

Projections indicate that enrollment at Silver Spring International Middle School is increasing and will exceed capacity throughout the six-year planning period. In addition to the enrollment growth, the gymnasiums and locker rooms are located in a separate building, down a steep hill, which impacts the accessibility and administration of the physical education program at the school. Also, the construction of the Purple Line will impact the school site and outdoor programmatic spaces that will need to be addressed. Therefore, the Board of Education's requested FY 2019-2024 CIP included funding for an addition at this school. An FY 2019 appropriation was approved to begin the planning for this project. An FY 2020 appropriation was approved for construction funds. This addition project not only will affect the middle school, but also the Sligo Creek Elementary School, since both are on the same site. After considering a number of factors including the cost and operational considerations for this project, the requested FY 2021-2026 CIP includes a one-year delay of this project to allow the school system and the school community an opportunity to explore additional options to address the capacity needs at both schools, as well as the programmatic needs at the middle school. This project, with the one-year delay, is scheduled to be completed September 2023.

## COORDINATION

Mandatory Referral - M-NCPPC, Department of Environmental Protection, Building Permits:, Code Review, Fire Marshall, Department of Transportation, Inspections, Sediment Control, Stormwater Management, WSSC Permits

# Takoma Park MS Addition (P651706)

Category	Montgomery County Public Schools	Date Last Modified	09/03/19
SubCategory	Individual Schools	Administering Agency	Public Schools
Planning Area	Takoma Park	Status	Planning Stage

	Total	Thru FY19	Est FY20	Total 6 Years	FY 21	FY 22	FY 23	FY 24	FY 25	FY 26	Beyond 6 Years
<b>EXPENDITURE SCHEDULE (\$000s)</b>											
Planning, Design and Supervision	1,954	1,954	-	-	-	-	-	-	-	-	-
Site Improvements and Utilities	5,465	247	3,957	1,261	1,261	-	-	-	-	-	-
Construction	16,843	-	8,897	7,946	7,946	-	-	-	-	-	-
Other	924	-	924	-	-	-	-	-	-	-	-
<b>TOTAL EXPENDITURES</b>	<b>25,186</b>	<b>2,201</b>	<b>13,778</b>	<b>9,207</b>	<b>9,207</b>	<b>-</b>	<b>-</b>	<b>-</b>	<b>-</b>	<b>-</b>	<b>-</b>

<b>FUNDING SCHEDULE (\$000s)</b>											
G.O. Bonds	25,186	2,201	13,778	9,207	9,207	-	-	-	-	-	-
<b>TOTAL FUNDING SOURCES</b>	<b>25,186</b>	<b>2,201</b>	<b>13,778</b>	<b>9,207</b>	<b>9,207</b>	<b>-</b>	<b>-</b>	<b>-</b>	<b>-</b>	<b>-</b>	<b>-</b>

<b>OPERATING BUDGET IMPACT (\$000s)</b>									
Maintenance			1,344	224	224	224	224	224	224
Energy			534	89	89	89	89	89	89
<b>NET IMPACT</b>			<b>1,878</b>	<b>313</b>	<b>313</b>	<b>313</b>	<b>313</b>	<b>313</b>	<b>313</b>

<b>APPROPRIATION AND EXPENDITURE DATA (\$000s)</b>											
Appropriation FY 21 Request	-		Year First Appropriation								
Appropriation FY 22 Request	-		Last FY's Cost Estimate							25,186	
Cumulative Appropriation	25,186										
Expenditure / Encumbrances	-										
Unencumbered Balance	25,186										

## PROJECT DESCRIPTION

Projections indicate enrollment at Takoma Park Middle School will exceed capacity by 150 seats or more by the end of the six-year period. An FY 2017 appropriation was approved to begin the planning for this 25 classroom addition. An FY 2019 appropriation was approved for construction funds. An FY 2020 appropriation was approved for the balance of funding for this addition. This project is scheduled to be completed by September 2020.

## COORDINATION

Mandatory Referral -- M-NCPPC Department of Environmental Protection Building Permits Code Review Fire Marshal Department of Transportation Inspections Sediment Control Stormwater Management WSSC Permits.

# Watkins Mill HS Early Childhood Center (P652106)

Category	Montgomery County Public Schools	Date Last Modified	11/22/19
SubCategory	Individual Schools	Administering Agency	Public Schools
Planning Area	Gaithersburg and Vicinity	Status	

	Total	Thru FY19	Est FY20	Total 6 Years	FY 21	FY 22	FY 23	FY 24	FY 25	FY 26	Beyond 6 Years
<b>EXPENDITURE SCHEDULE (\$000s)</b>											
Planning, Design and Supervision	1,220	-	-	1,220	950	200	70	-	-	-	-
Site Improvements and Utilities	2,250	-	-	2,250	1,050	1,200	-	-	-	-	-
Construction	9,225	-	-	9,225	-	4,295	4,930	-	-	-	-
Other	805	-	-	805	-	805	-	-	-	-	-
<b>TOTAL EXPENDITURES</b>	<b>13,500</b>	<b>-</b>	<b>-</b>	<b>13,500</b>	<b>2,000</b>	<b>6,500</b>	<b>5,000</b>	<b>-</b>	<b>-</b>	<b>-</b>	<b>-</b>

<b>FUNDING SCHEDULE (\$000s)</b>											
G.O. Bonds	13,500	-	-	13,500	2,000	6,500	5,000	-	-	-	-
<b>TOTAL FUNDING SOURCES</b>	<b>13,500</b>	<b>-</b>	<b>-</b>	<b>13,500</b>	<b>2,000</b>	<b>6,500</b>	<b>5,000</b>	<b>-</b>	<b>-</b>	<b>-</b>	<b>-</b>

<b>APPROPRIATION AND EXPENDITURE DATA (\$000s)</b>											
Appropriation FY 21 Request	1,220			Year First Appropriation							
Appropriation FY 22 Request	12,280			Last FY's Cost Estimate							
Cumulative Appropriation	-										
Expenditure / Encumbrances	-										
Unencumbered Balance	-										

## PROJECT DESCRIPTION

Early childhood programs in MCPS are targeted to children and families affected by poverty, including children with disabilities, and provides them with additional time to acquire literacy, mathematics, and social/emotional skills for success in school and later learning in life. In MCPS, 65 elementary schools have locally funded PreKindergarten and/or federally funded Head Start classes. MCPS also has two regional early childhood centers, one in Silver Spring and the other in Gaithersburg. The requested FY 2021-2026 CIP includes another early childhood center located at Watkins Mill High School. An FY 2021 appropriation is requested to begin planning for this project. This project is scheduled to be completed September 2022.

## Westbrook ES Addition (P652107)

Category	Montgomery County Public Schools	Date Last Modified	11/25/19
SubCategory	Individual Schools	Administering Agency	Public Schools
Planning Area	Bethesda-Chevy Chase and Vicinity	Status	

Total	Thru FY19	Est FY20	Total 6 Years	FY 21	FY 22	FY 23	FY 24	FY 25	FY 26	Beyond 6 Years
-------	-----------	----------	------------------	-------	-------	-------	-------	-------	-------	-------------------

### EXPENDITURE SCHEDULE (\$000s)

Planning, Design and Supervision	618	-	-	618	376	242	-	-	-	-	-
Construction	3,563	-	-	3,563	-	2,117	1,446	-	-	-	-
Other	210	-	-	210	-	210	-	-	-	-	-
<b>TOTAL EXPENDITURES</b>	<b>4,391</b>	<b>-</b>	<b>-</b>	<b>4,391</b>	<b>376</b>	<b>2,569</b>	<b>1,446</b>	<b>-</b>	<b>-</b>	<b>-</b>	<b>-</b>

### FUNDING SCHEDULE (\$000s)

G.O. Bonds	4,391	-	-	4,391	376	2,569	1,446	-	-	-	-
<b>TOTAL FUNDING SOURCES</b>	<b>4,391</b>	<b>-</b>	<b>-</b>	<b>4,391</b>	<b>376</b>	<b>2,569</b>	<b>1,446</b>	<b>-</b>	<b>-</b>	<b>-</b>	<b>-</b>

### APPROPRIATION AND EXPENDITURE DATA (\$000s)

Appropriation FY 21 Request	4,181	Year First Appropriation	
Appropriation FY 22 Request	210	Last FY's Cost Estimate	-
Cumulative Appropriation	-		
Expenditure / Encumbrances	-		
Unencumbered Balance	-		

### PROJECT DESCRIPTION

Projections indicate that enrollment will exceed capacity throughout the six-year planning period at Somerset Elementary School. Due to the small site size and site limitations at Somerset Elementary School, an addition at Westbrook Elementary School is requested to relieve the overutilization at Somerset Elementary School. When Westbrook Elementary School was modernized, a classroom shell was included in the construction project. This request is to build-out the classroom shell to accommodate students from Somerset Elementary School. An FY 2021 appropriation is requested for the build-out of the classroom shell. This project is scheduled to be completed September 2021.

# Walt Whitman HS Addition

(P651704)

Category	Montgomery County Public Schools	Date Last Modified	11/22/19
SubCategory	Individual Schools	Administering Agency	Public Schools
Planning Area	Bethesda-Chevy Chase and Vicinity	Status	Planning Stage

	Total	Thru FY19	Est FY20	Total 6 Years	FY 21	FY 22	FY 23	FY 24	FY 25	FY 26	Beyond 6 Years
<b>EXPENDITURE SCHEDULE (\$000s)</b>											
Planning, Design and Supervision	1,817	1,008	809	-	-	-	-	-	-	-	-
Site Improvements and Utilities	3,954	-	3,954	-	-	-	-	-	-	-	-
Construction	23,588	-	4,294	19,294	8,762	10,532	-	-	-	-	-
Other	1,218	-	-	1,218	1,218	-	-	-	-	-	-
<b>TOTAL EXPENDITURES</b>	<b>30,577</b>	<b>1,008</b>	<b>9,057</b>	<b>20,512</b>	<b>9,980</b>	<b>10,532</b>	<b>-</b>	<b>-</b>	<b>-</b>	<b>-</b>	<b>-</b>

<b>FUNDING SCHEDULE (\$000s)</b>											
G.O. Bonds	30,577	1,008	9,057	20,512	9,980	10,532	-	-	-	-	-
<b>TOTAL FUNDING SOURCES</b>	<b>30,577</b>	<b>1,008</b>	<b>9,057</b>	<b>20,512</b>	<b>9,980</b>	<b>10,532</b>	<b>-</b>	<b>-</b>	<b>-</b>	<b>-</b>	<b>-</b>

<b>OPERATING BUDGET IMPACT (\$000s)</b>										
Maintenance				1,045	-	209	209	209	209	209
Energy				420	-	84	84	84	84	84
<b>NET IMPACT</b>				<b>1,465</b>	<b>-</b>	<b>293</b>	<b>293</b>	<b>293</b>	<b>293</b>	<b>293</b>

APPROPRIATION AND EXPENDITURE DATA (\$000s)			
Appropriation FY 21 Request	4,218	Year First Appropriation	FY16
Appropriation FY 22 Request	-	Last FY's Cost Estimate	27,577
Cumulative Appropriation	26,359		
Expenditure / Encumbrances	3,162		
Unencumbered Balance	23,197		

## PROJECT DESCRIPTION

Projections indicate enrollment at Walt Whitman High School will exceed capacity by 200 seats or more by the end of the six-year period. The Board of Education's Requested FY 2017-2022 CIP included funding for an addition to this school, with planning to begin in FY 2017. Due to fiscal constraints, the County Council's adopted FY 2017-2022 CIP includes a one year delay for this project. An FY 2018 appropriation was approved to begin the planning for this addition. The Board of Education's requested FY 2019-2024 CIP included an increase to the approved expenditures to increase the scope of this project to address core improvements for the projected student enrollment. An FY 2019 appropriation was approved for planning funds. An FY 2020 appropriation was approved for construction funds. Additional funding is requested in the FY 2021-2026 CIP to complete this project. An FY 2021 appropriation is requested for the balance of funding. This project is scheduled to be completed September 2021.

## COORDINATION

Mandatory Referral -- M-NCPPC Department of Environmental Protection Building Permits Code Review Fire Marshal Department of Transportation Inspections Sediment Control Stormwater Management WSSC Permits.

# Charles W. Woodward HS Reopening (P651908)

Category	Montgomery County Public Schools	Date Last Modified	11/22/19
SubCategory	Individual Schools	Administering Agency	Public Schools
Planning Area	Rockville	Status	Planning Stage

	Total	Thru FY19	Est FY20	Total 6 Years	FY 21	FY 22	FY 23	FY 24	FY 25	FY 26	Beyond 6 Years
<b>EXPENDITURE SCHEDULE (\$000s)</b>											
Planning, Design and Supervision	8,258	202	5,058	2,998	2,132	866	-	-	-	-	-
Site Improvements and Utilities	22,091	-	-	22,091	8,060	6,575	5,956	750	750	-	-
Construction	93,586	-	-	93,586	36,047	21,917	18,730	5,642	8,782	2,468	-
Other	4,300	-	-	4,300	-	3,150	1,150	-	-	-	-
<b>TOTAL EXPENDITURES</b>	<b>128,235</b>	<b>202</b>	<b>5,058</b>	<b>122,975</b>	<b>46,239</b>	<b>32,508</b>	<b>25,836</b>	<b>6,392</b>	<b>9,532</b>	<b>2,468</b>	<b>-</b>

<b>FUNDING SCHEDULE (\$000s)</b>											
G.O. Bonds	128,235	202	5,058	122,975	46,239	32,508	25,836	6,392	9,532	2,468	-
<b>TOTAL FUNDING SOURCES</b>	<b>128,235</b>	<b>202</b>	<b>5,058</b>	<b>122,975</b>	<b>46,239</b>	<b>32,508</b>	<b>25,836</b>	<b>6,392</b>	<b>9,532</b>	<b>2,468</b>	<b>-</b>

APPROPRIATION AND EXPENDITURE DATA (\$000s)			
Appropriation FY 21 Request	88,690	Year First Appropriation	FY19
Appropriation FY 22 Request	4,300	Last FY's Cost Estimate	120,235
Cumulative Appropriation	35,245		
Expenditure / Encumbrances	-		
Unencumbered Balance	35,245		

## PROJECT DESCRIPTION

In order to address the overutilization at the high school level in the Downcounty Consortium and at Walter Johnson High School, the Board of Education's approved FY 2019-2024 CIP includes three capital projects to address the overutilization in these areas. The approved CIP includes an expansion of Northwood High School, the reopening of Charles W. Woodward High School, and an addition at John F. Kennedy High School. The current Charles W. Woodward High School facility is significantly smaller than the proposed 2,700 student capacity. Therefore, the Board of Education's approved FY 2019-2024 CIP included funding to expand this facility when it reopens as a high school.

On March 25, 2019, the Board of Education approved that the Northwood High School addition/facility upgrades project be constructed with students off-site and that Northwood High School operate at the Charles W. Woodward High School as a temporary holding facility during the construction period. Therefore, based on the Board's approval, the Woodward facility will be used as a holding center for two years following initial construction of the new Charles W. Woodward High School facility. The addition/facility upgrades for Northwood High School is scheduled to be completed by September 2025. At that time, the Woodward High School facility will be reopened as a new high school. An FY 2021 appropriation is requested for construction funds.

## COORDINATION

Mandatory Referral - M-NCPPC, Department of Environmental Protection, Building Permits:, Code Review, Fire Marshall, Department of Transportation, Inspections, Sediment Control, Stormwater Management, WSSC Permits

# ADA Compliance: MCPS (P796235)

Category	Montgomery County Public Schools	Date Last Modified	11/21/19
SubCategory	Countywide	Administering Agency	Public Schools
Planning Area	Countywide	Status	Ongoing

Total	Thru FY19	Est FY20	Total 6 Years	FY 21	FY 22	FY 23	FY 24	FY 25	FY 26	Beyond 6 Years
-------	-----------	----------	------------------	-------	-------	-------	-------	-------	-------	-------------------

## EXPENDITURE SCHEDULE (\$000s)

Planning, Design and Supervision	8,316	6,013	329	1,974	329	329	329	329	329	329	-
Construction	25,077	13,088	6,763	5,226	871	871	871	871	871	871	-
<b>TOTAL EXPENDITURES</b>	<b>33,393</b>	<b>19,101</b>	<b>7,092</b>	<b>7,200</b>	<b>1,200</b>	<b>1,200</b>	<b>1,200</b>	<b>1,200</b>	<b>1,200</b>	<b>1,200</b>	<b>-</b>

## FUNDING SCHEDULE (\$000s)

G.O. Bonds	33,393	19,101	7,092	7,200	1,200	1,200	1,200	1,200	1,200	1,200	-
<b>TOTAL FUNDING SOURCES</b>	<b>33,393</b>	<b>19,101</b>	<b>7,092</b>	<b>7,200</b>	<b>1,200</b>	<b>1,200</b>	<b>1,200</b>	<b>1,200</b>	<b>1,200</b>	<b>1,200</b>	<b>-</b>

## APPROPRIATION AND EXPENDITURE DATA (\$000s)

Appropriation FY 21 Request	1,200	Year First Appropriation	FY79
Appropriation FY 22 Request	1,200	Last FY's Cost Estimate	30,993
Cumulative Appropriation	26,193		
Expenditure / Encumbrances	17,955		
Unencumbered Balance	8,238		

## PROJECT DESCRIPTION

Federal and State laws require MCPS to provide program accessibility for all of its activities and to consider various forms of accessibility improvements at existing facilities on a continuing basis. While MCPS provides program accessibility in a manner consistent with current laws, a significant number of existing facilities not scheduled for modernization in the current six-year CIP are at least partially inaccessible for a variety of disabling conditions. Some combination of elevators, wheelchair lifts, restroom modifications, and other site-specific improvements are required at many of these facilities. Since disabilities of eligible individuals must be considered on a case-by-case basis, additional modifications such as automatic door openers, access ramps, and curb cuts may be required on an ad hoc basis even in facilities previously considered accessible. The increased mainstreaming of special education students has contributed to modifications to existing facilities. Certain ADA modifications results in significant cost avoidance, since transportation may have to be provided for individuals to other venues or programs. On September 15, 2010, the Department of Justice approved revisions to Title II of the Americans with Disabilities Act (ADA), that will require local and state government agencies to comply with theses revisions. An FY 2013 appropriation was approved to begin the assessment of MCPS facilities to comply with the approved revision of Title II of the ADA. An FY 2014 appropriation was approved to continue this level of effort project. An FY 2015 appropriation was approved to continue remediation to address the revisions to Title II of the ADA. An FY 2016 appropriation was approved to continue this level of effort project. An FY 2017 appropriation was approved to complete facility modifications due to the revisions of Title II of the ADA and also to continue to provide accessibility modifications where necessary throughout the school system. An FY 2018 appropriation was approved to continue this project. An FY 2019 appropriation was approved to continue this level of effort project. An FY 2020 appropriation was approved to continue this level of effort project. An FY 2021 appropriation is requested to address the findings of a comprehensive accessibility evaluation of all MCPS schools conducted by an independent engineering firm over the past two years to assess facilities and collect data. Summarized tables of the data collected can be found on the Department of Facilities Management website.

## DISCLOSURES

Expenditures will continue indefinitely.

## COORDINATION

Advisory Committee for the Handicapped



# Asbestos Abatement: MCPS

(P816695)

Category	Montgomery County Public Schools	Date Last Modified	11/21/19
SubCategory	Countywide	Administering Agency	Public Schools
Planning Area	Countywide	Status	Ongoing

Total	Thru FY19	Est FY20	Total 6 Years	FY 21	FY 22	FY 23	FY 24	FY 25	FY 26	Beyond 6 Years
-------	-----------	----------	------------------	-------	-------	-------	-------	-------	-------	-------------------

## EXPENDITURE SCHEDULE (\$000s)

Planning, Design and Supervision	15,072	9,430	806	4,836	806	806	806	806	806	806	-
Construction	7,318	4,763	521	2,034	339	339	339	339	339	339	-
<b>TOTAL EXPENDITURES</b>	<b>22,390</b>	<b>14,193</b>	<b>1,327</b>	<b>6,870</b>	<b>1,145</b>	<b>1,145</b>	<b>1,145</b>	<b>1,145</b>	<b>1,145</b>	<b>1,145</b>	<b>-</b>

## FUNDING SCHEDULE (\$000s)

G.O. Bonds	22,390	14,193	1,327	6,870	1,145	1,145	1,145	1,145	1,145	1,145	-
<b>TOTAL FUNDING SOURCES</b>	<b>22,390</b>	<b>14,193</b>	<b>1,327</b>	<b>6,870</b>	<b>1,145</b>	<b>1,145</b>	<b>1,145</b>	<b>1,145</b>	<b>1,145</b>	<b>1,145</b>	<b>-</b>

## APPROPRIATION AND EXPENDITURE DATA (\$000s)

Appropriation FY 21 Request	1,145	Year First Appropriation	FY81
Appropriation FY 22 Request	1,145	Last FY's Cost Estimate	20,100
Cumulative Appropriation	15,520		
Expenditure / Encumbrances	14,206		
Unencumbered Balance	1,314		

## PROJECT DESCRIPTION

Comprehensive asbestos management services for all facilities in the school system ensure compliance with the existing Federal Asbestos Hazard Emergency Response Act (AHERA). MCPS has produced major cost savings for asbestos abatement by an innovative plan with an in-house team of licensed abatement technicians for its numerous small abatement projects and required semi-annual inspections. Cost containment measures, a more competitive bidding environment, and development of a comprehensive data base and management plan also have contributed to significant expenditure reductions. This project is based on the approved management plan for all facilities in the system. Actual abatement and the subsequent restoration of facilities are funded through this project. An FY 2015 appropriation was approved to continue funding asbestos abatement projects systemwide. An FY 2016 appropriation was approved to continue this level of effort project. An FY 2017 appropriation was approved to continue asbestos abatement projects at facilities throughout the school system. An FY 2018 appropriation was approved to continue this project. An FY 2019 appropriation was approved to continue this level of effort project. An FY 2020 appropriation was approved to continue this level of effort project. An FY 2021 appropriation is requested to continue asbestos abatement projects at facilities throughout the school system.

## DISCLOSURES

Expenditures will continue indefinitely.

## COORDINATION

Maryland Department of the Environment, Department of Environmental Protection, State Department of Education, Department of Health FY 2019 -- Salaries and Wages: \$800K, Fringe Benefits \$200K, Workyears: 9 FY 2020-2024 -- Salaries and Wages: \$4.8M, Fringe Benefits: \$1.2M, Workyears 45

# Building Modifications and Program Improvements (P076506)

Category	Montgomery County Public Schools	Date Last Modified	11/21/19
SubCategory	Countywide	Administering Agency	Public Schools
Planning Area	Countywide	Status	Ongoing

	Total	Thru FY19	Est FY20	Total 6 Years	FY 21	FY 22	FY 23	FY 24	FY 25	FY 26	Beyond 6 Years
<b>EXPENDITURE SCHEDULE (\$000s)</b>											
Planning, Design and Supervision	6,772	3,847	675	2,250	1,125	1,125	-	-	-	-	-
Construction	60,418	37,732	9,936	12,750	6,375	6,375	-	-	-	-	-
Other	1,260	1,260	-	-	-	-	-	-	-	-	-
<b>TOTAL EXPENDITURES</b>	<b>68,450</b>	<b>42,839</b>	<b>10,611</b>	<b>15,000</b>	<b>7,500</b>	<b>7,500</b>	<b>-</b>	<b>-</b>	<b>-</b>	<b>-</b>	<b>-</b>

<b>FUNDING SCHEDULE (\$000s)</b>											
Contributions	6,322	4,909	1,413	-	-	-	-	-	-	-	-
G.O. Bonds	62,128	37,930	9,198	15,000	7,500	7,500	-	-	-	-	-
<b>TOTAL FUNDING SOURCES</b>	<b>68,450</b>	<b>42,839</b>	<b>10,611</b>	<b>15,000</b>	<b>7,500</b>	<b>7,500</b>	<b>-</b>	<b>-</b>	<b>-</b>	<b>-</b>	<b>-</b>

<b>APPROPRIATION AND EXPENDITURE DATA (\$000s)</b>											
Appropriation FY 21 Request	7,500		Year First Appropriation				FY07				
Appropriation FY 22 Request	7,500		Last FY's Cost Estimate				53,450				
Cumulative Appropriation	53,450		Partial Closeout Thru FY19				3,000				
Expenditure / Encumbrances	-		New Partial Closeout				-				
Unencumbered Balance	53,450		Total Partial Closeout				3,000				

## PROJECT DESCRIPTION

This project will provide facility modifications to support program offerings at schools that are not scheduled for capital improvements in the six-year CIP. These limited modifications to instruction and support spaces are needed to provide adequate space for new or expanded programs and administrative support space for schools. An FY 2015 appropriation was approved for modifications to schools due to special education program changes; science laboratory upgrades at secondary schools; space modifications for program requirements; as well as two specific one-time projects—the construction of an auxiliary gymnasium at Thomas Pyle Middle School and classroom modifications at the Whittier Woods Center to be used by Walt Whitman High School. An FY 2015 appropriation was approved for \$1.3 million for the installation of artificial turf at Winston Churchill High School. An FY 2016 appropriation was approved for modifications to schools due to special education program changes, space modifications for program requirements, and computer lab conversions at various schools throughout the county. An FY 2016 supplemental appropriation for \$45,410 was approved to begin the design of the artificial turf installation at Somerset Elementary School. An FY 2017 appropriation was approved, however, it was \$2.0 million less than the Board of Education's request and will fund program changes to address space deficits through building modifications. An FY 2017 supplemental appropriation of \$489,000 in contributions was approved for the installation of artificial turf at Somerset Elementary School. An FY 2017 supplemental appropriation of \$4.9 million in contributions was approved for the installation of artificial turf at Julius West Middle School, and Albert Einstein and Walt Whitman high schools. An FY 2018 appropriation was approved to continue this project. An FY 2019 appropriation was approved to continue to address modifications to schools due to special education program changes and space modifications for program requirements. The appropriation also will fund the reconfiguration of high school classroom spaces to provide additional science laboratories for schools that are overutilized and do not have sufficient space for science laboratory classes. Finally, the appropriation will fund the construction of a black box theatre at A. Mario Loiederman Middle School. An FY 2020 appropriation was approved to continue program and space modifications to schools. An FY 2021 appropriation is requested to continue this project and provide funding for modifications to instructional and support spaces for new or expanded programs, as well as administrative support space for schools. The appropriation also will provide funding for special education facility modifications and reconfiguration of high school classroom spaces to provide additional science laboratories for schools that are overutilized. Finally, this appropriation will provide the balance of funding for the A. Mario Loiederman Middle School project.

## COORDINATION

Mandatory Referral - M-NCPPC, Department of Environmental Protection, Building Permits, Code Review, Fire Marshall, Department of Transportation, Inspections, Sediment Control, Stormwater Management, WSSC Permits

## Current Revitalizations/Expansions (P926575)

Category	Montgomery County Public Schools	Date Last Modified	11/26/19
SubCategory	Countywide	Administering Agency	Public Schools
Planning Area	Countywide	Status	Ongoing

	Total	Thru FY19	Est FY20	Total 6 Years	FY 21	FY 22	FY 23	FY 24	FY 25	FY 26	Beyond 6 Years
<b>EXPENDITURE SCHEDULE (\$000s)</b>											
Planning, Design and Supervision	36,264	28,018	7,586	660	-	660	-	-	-	-	-
Site Improvements and Utilities	64,176	64,176	-	-	-	-	-	-	-	-	-
Construction	500,229	257,292	116,486	126,451	91,561	34,890	-	-	-	-	-
Other	15,433	15,076	7	350	-	350	-	-	-	-	-
<b>TOTAL EXPENDITURES</b>	<b>616,102</b>	<b>364,562</b>	<b>124,079</b>	<b>127,461</b>	<b>91,561</b>	<b>35,900</b>	-	-	-	-	-

<b>FUNDING SCHEDULE (\$000s)</b>											
Contributions	2,500	1,582	918	-	-	-	-	-	-	-	-
Current Revenue: General	44	44	-	-	-	-	-	-	-	-	-
G.O. Bonds	408,814	216,372	67,285	125,157	89,257	35,900	-	-	-	-	-
Recordation Tax	58,684	55,720	660	2,304	2,304	-	-	-	-	-	-
School Facilities Payment	168	-	168	-	-	-	-	-	-	-	-
Schools Impact Tax	55,367	55,367	-	-	-	-	-	-	-	-	-
State Aid	90,525	35,477	55,048	-	-	-	-	-	-	-	-
<b>TOTAL FUNDING SOURCES</b>	<b>616,102</b>	<b>364,562</b>	<b>124,079</b>	<b>127,461</b>	<b>91,561</b>	<b>35,900</b>	-	-	-	-	-

<b>APPROPRIATION AND EXPENDITURE DATA (\$000s)</b>			
Appropriation FY 21 Request	4,400	Year First Appropriation	
Appropriation FY 22 Request	-	Last FY's Cost Estimate	611,702
Cumulative Appropriation	622,530	Partial Closeout Thru FY19	142,942
Expenditure / Encumbrances	-	New Partial Closeout	-
Unencumbered Balance	622,530	Total Partial Closeout	142,942

### PROJECT DESCRIPTION

This project combines all current revitalization/expansion projects as prioritized by the FACT assessments. An FY 2018 appropriation was approved for construction funds for Seneca Valley HS and Potomac, Maryvale/Carl Sandburg, and Luxmanor elementary schools and planning funds for Tilden/Rock Terrace and Eastern middle schools and Poolesville HS. With regards to Seneca Valley HS, this project will expand the existing school to accommodate 2,400 students. The enrollment at Seneca Valley HS is projected to be 1,499 students by the end of the six-year planning period. With a capacity of 2,400 seats, there will be approximately 900 seats available to accommodate students from Clarksburg and Northwest high schools when the project is complete. The Montgomery County Office of Legislative Oversight released a study in July 2015 regarding the MCPS revitalization/expansion program. Based on the report, MCPS reconvened the FACT review committee to update the FACT methodology used to rank schools. Since the approach to reassess and prioritize schools will continue into the development of the FY 2019-2024 CIP, the Board of Education approved an amendment to the Board of Education's Requested FY 2018 Capital Budget and Amendments to the FY 2017-2022 CIP to shift planning funds for four elementary school projects from FY 2018 to FY 2019. This shift in planning expenditures will not impact the completion dates for these projects. The County Council, in the adopted FY 2017-2022 Amended CIP approved the Board of Education's request. An FY 2019 appropriation was approved for the balance of funding for three elementary school projects and one high school project and construction funding for one middle school project. An FY 2020 appropriation and amendment to the FY 2019-2024 CIP was requested to expand the scope of the Career and Technology Education program at Seneca Valley High School. Due to fiscal constraints, the Board of Education, instead requested an FY 2019 supplemental appropriation and offsetting reductions of \$7.5 million in expenditures from the PLAR, Restroom Renovations, and Roof Replacement projects to fund the expanded scope of the Career and Technology Education program at Seneca Valley High School. The County Council approved this request. An FY 2021 appropriation is requested for the Maryvale Elementary School/Carl Sandburg Learning Center collocation project for the classroom shell construction to be completed. These additional funds will allow MCPS to plan and design the space to meet the possible expansion of the Carl Sandburg Learning Center enrollment in the future. The classroom shell build-out is scheduled for completion by the 2023-2024 school year.

### DISCLOSURES

MCPS asserts that this project conforms to the requirement of relevant local plans, as required by the Maryland Economic Growth, Resource Protection and Planning Act.

### COORDINATION

Mandatory Referral - M-NCPPC, Department of Environmental Protection, Building Permits, Code Review, Fire Marshal Inspections, Department of Transportation, Sediment Control, Stormwater Management, WSSC Permits

# Design and Construction Management (P746032)

Category	Montgomery County Public Schools	Date Last Modified	11/21/19
SubCategory	Countywide	Administering Agency	Public Schools
Planning Area	Countywide	Status	Ongoing

Total	Thru FY19	Est FY20	Total 6 Years	FY 21	FY 22	FY 23	FY 24	FY 25	FY 26	Beyond 6 Years
-------	-----------	----------	------------------	-------	-------	-------	-------	-------	-------	-------------------

## EXPENDITURE SCHEDULE (\$000s)

Planning, Design and Supervision	95,175	59,327	6,448	29,400	4,900	4,900	4,900	4,900	4,900	4,900	-
TOTAL EXPENDITURES	95,175	59,327	6,448	29,400	4,900	4,900	4,900	4,900	4,900	4,900	-

## FUNDING SCHEDULE (\$000s)

G.O. Bonds	95,175	59,327	6,448	29,400	4,900	4,900	4,900	4,900	4,900	4,900	-
TOTAL FUNDING SOURCES	95,175	59,327	6,448	29,400	4,900	4,900	4,900	4,900	4,900	4,900	-

## APPROPRIATION AND EXPENDITURE DATA (\$000s)

Appropriation FY 21 Request	4,900	Year First Appropriation	FY74
Appropriation FY 22 Request	4,900	Last FY's Cost Estimate	85,375
Cumulative Appropriation	65,775		
Expenditure / Encumbrances	59,373		
Unencumbered Balance	6,402		

## PROJECT DESCRIPTION

This project funds positions essential for implementation of the multi-year capital improvements program. Personnel provide project administration, in-house design, and engineering services in the Department of Facilities Management and the Division of Construction. An FY 2015 appropriation was approved for salaries of 44 current staff, legal fees and other non-reimbursable costs for MCPS real estate issues. An FY 2016 appropriation was approved for salaries of current staff, legal fees and other non-reimbursable costs for MCPS real estate issues. An FY 2017 appropriation was approved to continue this level of effort project. An FY 2018 appropriation was approved to continue this project. An FY 2019 appropriation was approved for salaries of current staff, legal fees and other non-reimbursable costs for MCPS real estate issues. An FY 2020 appropriation was approved to continue this level of effort project. An FY 2021 appropriation is to continue this level of effort project for salaries of current staff, legal fees and other non-reimbursable costs for MCPS real estate issues.

## FISCAL NOTE

State Reimbursement: Not eligible

## DISCLOSURES

Expenditures will continue indefinitely.

## COORDINATION

Mandatory Referral - M-NCPPC, Department of Environmental Protection, Building Permits, Code Review, Fire Marshall, Department of Transportation, Inspections, Sediment Control, Stormwater Management, WSSC Permits

FY 2019 -- Salaries and Wages: \$3.6M, Fringe Benefits: \$897K, Workyears 44 FY 2020-2024 -- Salaries and Wages \$17.9M, Fringe Benefits: \$4.5M, Workyears: 220

# Facility Planning: MCPS

(P966553)

Category	Montgomery County Public Schools	Date Last Modified	11/25/19
SubCategory	Countywide	Administering Agency	Public Schools
Planning Area	Countywide	Status	Ongoing

Total	Thru FY19	Est FY20	Total 6 Years	FY 21	FY 22	FY 23	FY 24	FY 25	FY 26	Beyond 6 Years
-------	-----------	----------	---------------	-------	-------	-------	-------	-------	-------	----------------

## EXPENDITURE SCHEDULE (\$000s)

Planning, Design and Supervision	15,087	9,552	2,935	2,600	750	450	350	350	350	350	-
<b>TOTAL EXPENDITURES</b>	<b>15,087</b>	<b>9,552</b>	<b>2,935</b>	<b>2,600</b>	<b>750</b>	<b>450</b>	<b>350</b>	<b>350</b>	<b>350</b>	<b>350</b>	<b>-</b>

## FUNDING SCHEDULE (\$000s)

Current Revenue: General	6,257	4,467	1,030	760	225	135	100	100	100	100	-
G.O. Bonds	5,020	1,275	1,905	1,840	525	315	250	250	250	250	-
Recordation Tax	3,810	3,810	-	-	-	-	-	-	-	-	-
<b>TOTAL FUNDING SOURCES</b>	<b>15,087</b>	<b>9,552</b>	<b>2,935</b>	<b>2,600</b>	<b>750</b>	<b>450</b>	<b>350</b>	<b>350</b>	<b>350</b>	<b>350</b>	<b>-</b>

## APPROPRIATION AND EXPENDITURE DATA (\$000s)

Appropriation FY 21 Request	750	Year First Appropriation	FY96
Appropriation FY 22 Request	450	Last FY's Cost Estimate	14,027
Cumulative Appropriation	12,487		
Expenditure / Encumbrances	9,992		
Unencumbered Balance	2,495		

## PROJECT DESCRIPTION

The facility planning process provides preliminary programs of requirements (PORs), cost estimates, and budget documentation for selected projects. This project serves as the transition stage from the master plan or conceptual stage to inclusion of a stand-alone project in the CIP. There is a continuing need for the development of accurate cost estimates and an exploration of alternatives for proposed projects. Implementation of the facility planning process results in realistic cost estimates, fewer and less significant cost overruns, fewer project delays, and improved life-cycle costing of projects. In the past, this project was funded solely by current revenue; however, as a result of new environmental regulation changes, design of site development concept plans must be done during the facility planning phase in order to obtain necessary site permits in time for the construction phase. Therefore, the funding sources shown on this PDF reflect the appropriate portions for both current revenue and GO bonds. An FY 2017 appropriation was approved for the preplanning for additions at one elementary school, one middle school, and two high schools, as well as preplanning for revitalization/expansions at four elementary schools, one middle school, and one high school. An FY 2018 appropriation was approved for the preplanning of five revitalization/expansion projects and the preplanning for an addition project, a new elementary school, the relocation of an existing school, and the reopening of a former closed high school. An FY 2019 appropriation was approved for the preplanning of four addition projects, the reopening of a high school, and the opening of a new high school and new elementary school. Also, the appropriation will fund two work studies. One to develop long-term growth plans for each cluster in the school system and identify best practices in other jurisdictions to bring a national perspective on educational facility planning trends to MCPS. The second will evaluate MCPS enrollment forecasting methodology and identify best practices that can inform the MCPS approach to enrollment projections going forward. An FY 2020 appropriation and amendment to the adopted FY2019-2024 CIP was approved to fund for the pre-planning of four elementary school addition projects and two middle school addition projects. Also, the appropriation will fund the continuation of the work with external consultants on the new enrollment forecasting methodology and the development of strategic long-range growth managements plans for all clusters. An FY 2021 appropriation is requested for the pre-planning of three addition projects, as well as pre-planning for a number of Board of Education owned or Montgomery County owned facilities that were once former schools that could potentially address the overutilization systemwide in the future.

## DISCLOSURES

Expenditures will continue indefinitely.

# Fire Safety Code Upgrades

(P016532)

Category	Montgomery County Public Schools	Date Last Modified	11/21/19
SubCategory	Countywide	Administering Agency	Public Schools
Planning Area	Countywide	Status	Ongoing

Total	Thru FY19	Est FY20	Total 6 Years	FY 21	FY 22	FY 23	FY 24	FY 25	FY 26	Beyond 6 Years
-------	-----------	----------	------------------	-------	-------	-------	-------	-------	-------	-------------------

## EXPENDITURE SCHEDULE (\$000s)

Planning, Design and Supervision	5,050	4,070	140	840	140	140	140	140	140	140	-
Construction	23,701	15,641	3,998	4,062	677	677	677	677	677	677	-
<b>TOTAL EXPENDITURES</b>	<b>28,751</b>	<b>19,711</b>	<b>4,138</b>	<b>4,902</b>	<b>817</b>	<b>817</b>	<b>817</b>	<b>817</b>	<b>817</b>	<b>817</b>	<b>-</b>

## FUNDING SCHEDULE (\$000s)

G.O. Bonds	28,751	19,711	4,138	4,902	817	817	817	817	817	817	-
<b>TOTAL FUNDING SOURCES</b>	<b>28,751</b>	<b>19,711</b>	<b>4,138</b>	<b>4,902</b>	<b>817</b>	<b>817</b>	<b>817</b>	<b>817</b>	<b>817</b>	<b>817</b>	<b>-</b>

## APPROPRIATION AND EXPENDITURE DATA (\$000s)

Appropriation FY 21 Request	817	Year First Appropriation	FY01
Appropriation FY 22 Request	817	Last FY's Cost Estimate	27,117
Cumulative Appropriation	23,849		
Expenditure / Encumbrances	20,106		
Unencumbered Balance	3,743		

## PROJECT DESCRIPTION

This project addresses sprinklers, escape windows, exit signs, fire alarm devices, exit stairs, and hood and fire suppression systems to comply with annual Fire Marshal inspections. An FY 2011 appropriation was approved to continue this program to maintain code compliance and life-cycle equipment replacement. An FY 2012 appropriation was approved to continue this level of effort project. An FY 2013 appropriation was approved to maintain life safety code compliance and equipment life-cycle replacements at MCPS facilities systemwide. An FY 2014 appropriation was approved to continue this project. An FY 2015 appropriation was approved to continue this level of effort project and maintain life safety code compliance through equipment replacement such as fire alarm systems that will be over 20 years old and will have exceeded their anticipated life-cycle. An FY 2016 appropriation was approved to continue this level of effort project. An FY 2017 appropriation was approved to continue this level of effort project as well as address code compliance issues related to the storage of flammable materials at schools systemwide. An FY 2018 appropriation was approved to continue this project. An FY 2019 appropriation was approved to continue this level of effort project. An FY 2020 appropriation was approved to continue this level of effort project. An FY 2021 appropriation is requested to continue this project to address code compliance issues systemwide.

## DISCLOSURES

Expenditures will continue indefinitely.

## COORDINATION

Fire Marshal

# HVAC (Mechanical Systems) Replacement: MCPS (P816633)

Category	Montgomery County Public Schools	Date Last Modified	11/25/19
SubCategory	Countywide	Administering Agency	Public Schools
Planning Area	Countywide	Status	Ongoing

Total	Thru FY19	Est FY20	Total 6 Years	FY 21	FY 22	FY 23	FY 24	FY 25	FY 26	Beyond 6 Years
-------	-----------	----------	---------------	-------	-------	-------	-------	-------	-------	----------------

## EXPENDITURE SCHEDULE (\$000s)

Planning, Design and Supervision	34,200	4,000	9,500	20,700	4,500	4,500	3,150	3,150	2,700	2,700	-
Construction	182,126	44,632	43,194	94,300	20,500	20,500	14,350	14,350	12,300	12,300	-
<b>TOTAL EXPENDITURES</b>	<b>216,326</b>	<b>48,632</b>	<b>52,694</b>	<b>115,000</b>	<b>25,000</b>	<b>25,000</b>	<b>17,500</b>	<b>17,500</b>	<b>15,000</b>	<b>15,000</b>	<b>-</b>

## FUNDING SCHEDULE (\$000s)

G.O. Bonds	200,052	47,747	37,305	115,000	25,000	25,000	17,500	17,500	15,000	15,000	-
State Aid	16,274	885	15,389	-	-	-	-	-	-	-	-
<b>TOTAL FUNDING SOURCES</b>	<b>216,326</b>	<b>48,632</b>	<b>52,694</b>	<b>115,000</b>	<b>25,000</b>	<b>25,000</b>	<b>17,500</b>	<b>17,500</b>	<b>15,000</b>	<b>15,000</b>	<b>-</b>

## APPROPRIATION AND EXPENDITURE DATA (\$000s)

Appropriation FY 21 Request	25,000	Year First Appropriation	FY81
Appropriation FY 22 Request	25,000	Last FY's Cost Estimate	153,326
Cumulative Appropriation	101,326	Partial Closeout Thru FY19	44,606
Expenditure / Encumbrances	62,465	New Partial Closeout	-
Unencumbered Balance	38,861	Total Partial Closeout	44,606

## PROJECT DESCRIPTION

This project provides for the systematic replacement of heating, ventilating, air conditioning, automated temperature controls, and plumbing systems for MCPS facilities. This replacement approach is based on indoor environmental quality (IEQ), energy performance, maintenance data, and the revitalization/expansion schedule. Qualifying systems and/or components are selected based on the above criteria and are prioritized within the CIP through a rating system formula. MCPS is participating in interagency planning and review to share successful and cost effective approaches. For projects on the revitalization/expansion schedule, the scope is reduced to the minimum necessary to maintain the operation of the existing mechanical system. Any new equipment installations will be salvaged at the time of the revitalization/expansion project and will be re-used. An FY 2019 appropriation was requested for mechanical systems upgrades and/or replacements for Ashburton, Bethesda, Burtonsville, Flower Hill, Forest Knolls, Highland View, Monocacy, Oakland Terrace, and Sequoyah elementary schools; Briggs Chaney and White Oak middle schools; and, Quince Orchard and Walt Whitman high schools. However, due to fiscal constraints, the County Council reduced the FY 2019 appropriation by \$4 million. Therefore, the list shown above will be aligned with the approved funding level for FY 2019. The Indoor Air Quality and Energy Conservation projects are now merged with this project to better reflect the coordination of work performed. The workyears reflected in this project are from that merger. An FY 2020 appropriation was approved to continue this level of effort project to address mechanical system upgrades and/or replacements of systems at various schools throughout MCPS. An FY 2021 appropriation is requested for mechanical systems upgrades and/or replacements for Clarksburg, Brookhaven, Meadow Hall, and Ronald McNair elementary schools and the fourth phase of Quince Orchard High School.

## OTHER

Master Plan for School Facilities, Department of Environmental Protection, Department of Health and Human Services, American Lung Association, County Government, Interagency Committee--Energy and Utilities Management, MCPS Resource Conservation Plan, County Code 8-14a

FY 2019 -- Salaries and Wages: \$440K, Fringe Benefits: \$197K, Workyears: 5 FY2020-2024 -- Salaries and Wages: \$2.2M, Fringe Benefits: \$985K, Workyears: 25

## FISCAL NOTE

Reflects MCPS correction for funding allocations prior to FY19.

## DISCLOSURES

Expenditures will continue indefinitely. MCPS asserts that this project conforms to the requirement of relevant local plans, as required by the Maryland Economic Growth, Resource Protection and Planning Act.

# Improved (Safe) Access to Schools (P975051)

Category	Montgomery County Public Schools	Date Last Modified	11/21/19
SubCategory	Countywide	Administering Agency	Public Schools
Planning Area	Countywide	Status	Ongoing

Total	Thru FY19	Est FY20	Total 6 Years	FY 21	FY 22	FY 23	FY 24	FY 25	FY 26	Beyond 6 Years
-------	-----------	----------	------------------	-------	-------	-------	-------	-------	-------	-------------------

## EXPENDITURE SCHEDULE (\$000s)

Planning, Design and Supervision	2,766	1,966	-	800	400	400	-	-	-	-	-
Site Improvements and Utilities	14,644	14,644	-	-	-	-	-	-	-	-	-
Construction	3,200	-	-	3,200	1,600	1,600	-	-	-	-	-
<b>TOTAL EXPENDITURES</b>	<b>20,610</b>	<b>16,610</b>	<b>-</b>	<b>4,000</b>	<b>2,000</b>	<b>2,000</b>	<b>-</b>	<b>-</b>	<b>-</b>	<b>-</b>	<b>-</b>

## FUNDING SCHEDULE (\$000s)

G.O. Bonds	20,610	16,610	-	4,000	2,000	2,000	-	-	-	-	-
<b>TOTAL FUNDING SOURCES</b>	<b>20,610</b>	<b>16,610</b>	<b>-</b>	<b>4,000</b>	<b>2,000</b>	<b>2,000</b>	<b>-</b>	<b>-</b>	<b>-</b>	<b>-</b>	<b>-</b>

## APPROPRIATION AND EXPENDITURE DATA (\$000s)

Appropriation FY 21 Request	2,000	Year First Appropriation	FY97
Appropriation FY 22 Request	2,000	Last FY's Cost Estimate	16,610
Cumulative Appropriation	16,610		
Expenditure / Encumbrances	13,605		
Unencumbered Balance	3,005		

## PROJECT DESCRIPTION

This project addresses vehicular and pedestrian access to schools. It may involve the widening of a street or roadway, obtaining rights-of-way for school access or exit, or changing or adding entrance/exits at various schools. These problems may arise at schools where there are no construction projects or DOT road projects that could fund the necessary changes. An FY 2011 appropriation was approved to address access, circulation, and vehicular and pedestrian traffic issues at schools throughout the county. Expenditures are shown for only the first two years of the CIP. Funding beyond the first two years will be reviewed during each on-year of the CIP cycle. An FY 2017 appropriation was approved to address access, circulation, and vehicular and pedestrian traffic issues at schools throughout the county, as well as modify and expand parking lots to provide staff parking at schools that are overutilized. An FY 2018 appropriation was approved to continue this project. An FY 2019 appropriation was approved to continue this level of effort project. An FY 2020 appropriation was approved to continue to address access, circulation, and vehicular and pedestrian traffic issues at various schools throughout the county. An FY 2021 appropriation is requested to continue this level of effort project to address vehicular and pedestrian traffic issues systemwide.

## FISCAL NOTE

State Reimbursement: not eligible

## DISCLOSURES

Expenditures will continue indefinitely.

## COORDINATION

STEP Committee



## Major Capital Projects - Elementary (P652101)

Category	Montgomery County Public Schools	Date Last Modified	11/26/19
SubCategory	Countywide	Administering Agency	Public Schools
Planning Area	Countywide	Status	

	Total	Thru FY19	Est FY20	Total 6 Years	FY 21	FY 22	FY 23	FY 24	FY 25	FY 26	Beyond 6 Years
<b>EXPENDITURE SCHEDULE (\$000s)</b>											
Planning, Design and Supervision	10,536	583	1,900	8,053	3,285	3,426	1,342	-	-	-	-
Site Improvements and Utilities	22,353	-	-	22,353	9,870	10,061	2,100	322	-	-	-
Construction	107,306	-	-	107,306	9,126	26,438	38,805	27,937	5,000	-	-
Other	6,232	-	-	6,232	-	775	5,457	-	-	-	-
<b>TOTAL EXPENDITURES</b>	<b>146,427</b>	<b>583</b>	<b>1,900</b>	<b>143,944</b>	<b>22,281</b>	<b>40,700</b>	<b>47,704</b>	<b>28,259</b>	<b>5,000</b>	<b>-</b>	<b>-</b>

<b>FUNDING SCHEDULE (\$000s)</b>											
G.O. Bonds	146,427	583	1,900	143,944	22,281	40,700	47,704	28,259	5,000	-	-
<b>TOTAL FUNDING SOURCES</b>	<b>146,427</b>	<b>583</b>	<b>1,900</b>	<b>143,944</b>	<b>22,281</b>	<b>40,700</b>	<b>47,704</b>	<b>28,259</b>	<b>5,000</b>	<b>-</b>	<b>-</b>

<b>APPROPRIATION AND EXPENDITURE DATA (\$000s)</b>											
Appropriation FY 21 Request	3,000			Year First Appropriation							
Appropriation FY 22 Request	129,659			Last FY's Cost Estimate							
Cumulative Appropriation	7,536										
Expenditure / Encumbrances	-										
Unencumbered Balance	7,536										

### PROJECT DESCRIPTION

MCPS contracted with an external entity to conduct full facility assessments of all schools during the spring and summer of 2018. This provided an important baseline of facility condition information across all school facilities to inform decision making about capital projects, systemic replacements, and other work needed to address facility infrastructure challenges. The Key Facility Indicator (KFI) data was compiled into a public facing website in the spring of 2019. As part of the amended FY 2019-2024 CIP, the superintendent identified the first set of schools to be included in the Major Capital Project project. At the elementary level, the first set of schools identified are Burnt Mills, South Lake, Woodlin, and Stonegate elementary schools. An FY 2021 appropriation is requested to begin the architectural planning and design for these first four projects. Burnt Mills, South Lake and Woodlin elementary schools have scheduled completion dates of September 2023 and Stonegate Elementary School has a scheduled completion date of January 2024.

## Major Capital Projects - Secondary (P652102)

Category	Montgomery County Public Schools	Date Last Modified	11/26/19
SubCategory	Countywide	Administering Agency	Public Schools
Planning Area	Countywide	Status	

	Total	Thru FY19	Est FY20	Total 6 Years	FY 21	FY 22	FY 23	FY 24	FY 25	FY 26	Beyond 6 Years
<b>EXPENDITURE SCHEDULE (\$000s)</b>											
Planning, Design and Supervision	20,635	-	2,647	17,988	3,350	5,206	4,468	4,640	254	70	-
Site Improvements and Utilities	48,665	-	-	44,614	5,631	8,120	8,229	4,781	11,027	6,826	4,051
Construction	251,976	-	-	178,327	-	4,714	23,234	68,005	57,960	24,414	73,649
Other	15,125	-	-	12,825	-	-	3,574	4,161	3,900	1,190	2,300
<b>TOTAL EXPENDITURES</b>	<b>336,401</b>	<b>-</b>	<b>2,647</b>	<b>253,754</b>	<b>8,981</b>	<b>18,040</b>	<b>39,505</b>	<b>81,587</b>	<b>73,141</b>	<b>32,500</b>	<b>80,000</b>

<b>FUNDING SCHEDULE (\$000s)</b>											
G.O. Bonds	336,401	-	2,647	253,754	8,981	18,040	39,505	81,587	73,141	32,500	80,000
<b>TOTAL FUNDING SOURCES</b>	<b>336,401</b>	<b>-</b>	<b>2,647</b>	<b>253,754</b>	<b>8,981</b>	<b>18,040</b>	<b>39,505</b>	<b>81,587</b>	<b>73,141</b>	<b>32,500</b>	<b>80,000</b>

<b>APPROPRIATION AND EXPENDITURE DATA (\$000s)</b>											
Appropriation FY 21 Request	9,353			Year First Appropriation							
Appropriation FY 22 Request	122,688			Last FY's Cost Estimate							
Cumulative Appropriation	3,828										
Expenditure / Encumbrances	-										
Unencumbered Balance	3,828										

### PROJECT DESCRIPTION

MCPS contracted with an external entity to conduct full facility assessments of all schools during the spring and summer of 2018. This provided an important baseline of facility condition information across all school facilities to inform decision making about capital projects, systemic replacements, and other work needed to address facility infrastructure challenges. The Key Facility Indicator (KFI) data was compiled into a public facing website in the spring of 2019. As part of the amended FY 2019-2024 CIP, the superintendent identified the first set of schools to be included in the Major Capital Project project. At the secondary level, the first set of schools identified are Neelsville Middle School; and, Poolesville, Damascus, Thomas S. Wootton, and Col. Zadok Magruder high schools. An FY 2021 appropriation is requested to begin the architectural planning and design for Neelsville Middle School and Poolesville High School. Neelsville Middle School and Poolesville High School have a scheduled completion date of September 2024. The scheduled completion date for Damascus High School is September 2025; for Thomas S. Wootton High School, September 2026; and, Col. Zadok Magruder High School, September 2027.

# Outdoor Play Space Maintenance Project (P651801)

Category	Montgomery County Public Schools	Date Last Modified	11/21/19
SubCategory	Countywide	Administering Agency	Public Schools
Planning Area	Countywide	Status	Planning Stage

Total	Thru FY19	Est FY20	Total 6 Years	FY 21	FY 22	FY 23	FY 24	FY 25	FY 26	Beyond 6 Years
-------	-----------	----------	------------------	-------	-------	-------	-------	-------	-------	-------------------

## EXPENDITURE SCHEDULE (\$000s)

Planning, Design and Supervision	1,465	500	425	540	90	90	90	90	90	90	-
Construction	5,485	1,576	1,749	2,160	360	360	360	360	360	360	-
<b>TOTAL EXPENDITURES</b>	<b>6,950</b>	<b>2,076</b>	<b>2,174</b>	<b>2,700</b>	<b>450</b>	<b>450</b>	<b>450</b>	<b>450</b>	<b>450</b>	<b>450</b>	<b>-</b>

## FUNDING SCHEDULE (\$000s)

Current Revenue: General	375	375	-	-	-	-	-	-	-	-	-
G.O. Bonds	6,575	1,701	2,174	2,700	450	450	450	450	450	450	-
<b>TOTAL FUNDING SOURCES</b>	<b>6,950</b>	<b>2,076</b>	<b>2,174</b>	<b>2,700</b>	<b>450</b>	<b>450</b>	<b>450</b>	<b>450</b>	<b>450</b>	<b>450</b>	<b>-</b>

## APPROPRIATION AND EXPENDITURE DATA (\$000s)

Appropriation FY 21 Request	450	Year First Appropriation	FY18
Appropriation FY 22 Request	450	Last FY's Cost Estimate	4,250
Cumulative Appropriation	4,250		
Expenditure / Encumbrances	2,437		
Unencumbered Balance	1,813		

## PROJECT DESCRIPTION

Many school sites, especially at the elementary school level, face site constraints and limitations due to school overutilization, the need to place relocatable classrooms on paved play and field areas, as well as site size and other conditions. Funds included in this project will allow MCPS to more fully integrate outdoor play areas into maintenance practices and create solutions when individual schools present challenges to a conventional approach. An amendment to the Board of Education's Requested FY 2018 Capital Budget and Amendments to the FY 2017-2022 Capital Improvements Program was approved to develop this pilot program to evaluate the outdoor program/play areas of MCPS schools, establish improved maintenance practices for these sites, and identify potential solutions to provide adequate and appropriate outdoor program/play areas, particularly at elementary schools with severely compromised sites. Also, the approved funds will address the outdoor program/play areas of four to six schools identified through the initial review of schools. It is anticipated that this pilot program will transform into a level of effort project to address this ongoing need. An FY 2019 appropriation was approved to continue this pilot program to address outdoor program/play areas for schools with site constraints and limitations due to school overutilization. An FY 2020 appropriation and amendment to the FY 2019-2024 CIP was requested to continue this project to address outdoor program/play areas, particularly at elementary schools with compromised sites. This appropriation also would have funded needs related to maintenance and replacement of high school athletic fields, both artificial turf and natural grass fields. However, due to fiscal constraints, the County Council did not fund the Board's request, and therefore, no additional funding is included in this project beyond the approved FY2019-2024 CIP funding level. An FY 2020 appropriation was approved at the level included in the FY 2019-2024 CIP. An FY 2021 appropriation is requested to continue to address outdoor program/play areas, as well as to address the maintenance and replacement of high school athletic fields, both artificial turf and natural grass fields.

# Planned Life Cycle Asset Repl: MCPS (P896586)

Category	Montgomery County Public Schools	Date Last Modified	11/21/19
SubCategory	Countywide	Administering Agency	Public Schools
Planning Area	Countywide	Status	Ongoing

Total	Thru FY19	Est FY20	Total 6 Years	FY 21	FY 22	FY 23	FY 24	FY 25	FY 26	Beyond 6 Years
-------	-----------	----------	------------------	-------	-------	-------	-------	-------	-------	-------------------

## EXPENDITURE SCHEDULE (\$000s)

Planning, Design and Supervision	16,747	6,447	2,100	8,200	2,100	2,100	1,500	1,500	500	500	-
Site Improvements and Utilities	14,445	11,445	500	2,500	500	500	500	500	250	250	-
Construction	149,971	83,521	10,040	56,410	12,585	12,585	8,185	8,185	7,435	7,435	-
<b>TOTAL EXPENDITURES</b>	<b>181,163</b>	<b>101,413</b>	<b>12,640</b>	<b>67,110</b>	<b>15,185</b>	<b>15,185</b>	<b>10,185</b>	<b>10,185</b>	<b>8,185</b>	<b>8,185</b>	<b>-</b>

## FUNDING SCHEDULE (\$000s)

Aging Schools Program	6,671	6,036	635	-	-	-	-	-	-	-	-
G.O. Bonds	168,267	88,850	12,307	67,110	15,185	15,185	10,185	10,185	8,185	8,185	-
Qualified Zone Academy Funds	6,123	5,920	203	-	-	-	-	-	-	-	-
State Aid	102	607	(505)	-	-	-	-	-	-	-	-
<b>TOTAL FUNDING SOURCES</b>	<b>181,163</b>	<b>101,413</b>	<b>12,640</b>	<b>67,110</b>	<b>15,185</b>	<b>15,185</b>	<b>10,185</b>	<b>10,185</b>	<b>8,185</b>	<b>8,185</b>	<b>-</b>

## APPROPRIATION AND EXPENDITURE DATA (\$000s)

Appropriation FY 21 Request	15,185	Year First Appropriation	FY89
Appropriation FY 22 Request	15,185	Last FY's Cost Estimate	147,553
Cumulative Appropriation	116,931	Partial Closeout Thru FY19	5,805
Expenditure / Encumbrances	-	New Partial Closeout	-
Unencumbered Balance	116,931	Total Partial Closeout	5,805

## PROJECT DESCRIPTION

This project funds a comprehensive and ongoing plan to replace key facility and site components based on an inventory of their age and conditions. A comprehensive inventory of all such components has been assembled so that replacements can be anticipated and accomplished in a planned and orderly manner. Facility components included in this project are code corrections, physical education facility/field improvements, school facility exterior resurfacing, partitions, doors, lighting, media center security gates, bleachers, communication systems, and flooring. An FY 2019 appropriation was approved to continue this level of effort project. FY 2019 supplemental appropriation and offsetting reductions of \$2.5 million were approved from this project to the current revitalization/expansion project for Seneca Valley High School. An FY 2020 appropriation and amendment to the adopted FY2019-2024 CIP was approved to address building systems such as physical education facility/field improvements, school facility exterior resurfacing, partitions, doors, lighting, bleachers, communication systems, and flooring. An FY 2021 appropriation is requested to continue this level of effort project. For a list of projects completed during the summer of 2019, see Appendix K of the FY 2021-2026 Capital Improvements Program.

## FISCAL NOTE

Reflects MCPS correction for funding allocations prior to FY19.

## DISCLOSURES

Expenditures will continue indefinitely. MCPS asserts that this project conforms to the requirement of relevant local plans, as required by the Maryland Economic Growth, Resource Protection and Planning Act.

## COORDINATION

FY 2019 -- Salaries and Wages: \$497K, Fringe Benefits: \$198K, Workyears: 6 FY 2020-2024 -- Salaries and Wages: \$2.485M Fringe Benefits: \$990K, Workyears: 30

## Relocatable Classrooms (P846540)

Category	Montgomery County Public Schools	Date Last Modified	11/21/19
SubCategory	Countywide	Administering Agency	Public Schools
Planning Area	Countywide	Status	Ongoing

Total	Thru FY19	Est FY20	Total 6 Years	FY 21	FY 22	FY 23	FY 24	FY 25	FY 26	Beyond 6 Years
-------	-----------	----------	------------------	-------	-------	-------	-------	-------	-------	-------------------

### EXPENDITURE SCHEDULE (\$000s)

Planning, Design and Supervision	6,475	4,725	-	1,750	750	500	500	-	-	-	-
Construction	67,586	49,155	4,181	14,250	5,250	4,500	4,500	-	-	-	-
<b>TOTAL EXPENDITURES</b>	<b>74,061</b>	<b>53,880</b>	<b>4,181</b>	<b>16,000</b>	<b>6,000</b>	<b>5,000</b>	<b>5,000</b>	<b>-</b>	<b>-</b>	<b>-</b>	<b>-</b>

### FUNDING SCHEDULE (\$000s)

Current Revenue: General	67,906	47,311	4,595	16,000	6,000	5,000	5,000	-	-	-	-
Recordation Tax	6,155	6,569	(414)	-	-	-	-	-	-	-	-
<b>TOTAL FUNDING SOURCES</b>	<b>74,061</b>	<b>53,880</b>	<b>4,181</b>	<b>16,000</b>	<b>6,000</b>	<b>5,000</b>	<b>5,000</b>	<b>-</b>	<b>-</b>	<b>-</b>	<b>-</b>

### APPROPRIATION AND EXPENDITURE DATA (\$000s)

Appropriation FY 21 Request	6,000	Year First Appropriation	FY84
Appropriation FY 22 Request	5,000	Last FY's Cost Estimate	63,061
Cumulative Appropriation	58,061		
Expenditure / Encumbrances	52,135		
Unencumbered Balance	5,926		

### PROJECT DESCRIPTION

For the 2019-2020 school year, MCPS has a total of 553 relocatable classrooms. Of the 553 relocatables, 434 are used to address over utilization at various schools throughout the system. The balance, 119 relocatables, are used to provide daycare at schools, are used at schools undergoing construction projects on-site, or at holding schools, or for other uses countywide. Units around 15-20 years old require general renovation if they are to continue in use as educational spaces. An FY 2017 supplemental appropriation was approved for \$5.0 million to accelerate the FY 2018 request to enter into contracts to allow for the placement of relocatable classrooms by the start of the 2017-2018 school year. An FY 2018 supplemental appropriation was approved for \$5 million to accelerate the FY 2019 appropriation request to address enrollment growth and overutilization at schools throughout the system with the placement of relocatable classrooms. An FY 2019 supplemental appropriation was approved for \$5 million to accelerate the FY 2020 appropriation request for the placement of relocatables classrooms for the 2019-2020 school year to address enrollment growth and overutilization at schools throughout the county. An FY 2021 appropriation is requested to address enrollment growth and overutilization at schools throughout the school system with the placement of relocatable classrooms.

### FISCAL NOTE

FY18 supplemental appropriation was approved for \$5.0M in Current Revenue: General to accelerate the FY2019 request to enter into contracts to allow for the placement of for relocatable classrooms by the start of the 2018-2019 school year. Funding switch in FY19 and in FY20 to reduce Current Revenue: General and increase Recordation Tax.

### DISCLOSURES

Expenditures will continue indefinitely.

### COORDINATION

CIP Master Plan for School Facilities

## Restroom Renovations (P056501)

Category	Montgomery County Public Schools	Date Last Modified	11/21/19
SubCategory	Countywide	Administering Agency	Public Schools
Planning Area	Countywide	Status	Ongoing

Total	Thru FY19	Est FY20	Total 6 Years	FY 21	FY 22	FY 23	FY 24	FY 25	FY 26	Beyond 6 Years
-------	-----------	----------	------------------	-------	-------	-------	-------	-------	-------	-------------------

### EXPENDITURE SCHEDULE (\$000s)

Planning, Design and Supervision	6,780	2,280	1,200	3,300	550	550	550	550	550	550	-
Construction	37,995	14,052	9,243	14,700	2,450	2,450	2,450	2,450	2,450	2,450	-
<b>TOTAL EXPENDITURES</b>	<b>44,775</b>	<b>16,332</b>	<b>10,443</b>	<b>18,000</b>	<b>3,000</b>	<b>3,000</b>	<b>3,000</b>	<b>3,000</b>	<b>3,000</b>	<b>3,000</b>	<b>-</b>

### FUNDING SCHEDULE (\$000s)

G.O. Bonds	44,775	16,332	10,443	18,000	3,000	3,000	3,000	3,000	3,000	3,000	-
<b>TOTAL FUNDING SOURCES</b>	<b>44,775</b>	<b>16,332</b>	<b>10,443</b>	<b>18,000</b>	<b>3,000</b>	<b>3,000</b>	<b>3,000</b>	<b>3,000</b>	<b>3,000</b>	<b>3,000</b>	<b>-</b>

### APPROPRIATION AND EXPENDITURE DATA (\$000s)

Appropriation FY 21 Request	3,000	Year First Appropriation	FY05
Appropriation FY 22 Request	3,000	Last FY's Cost Estimate	41,775
Cumulative Appropriation	26,775		
Expenditure / Encumbrances	17,753		
Unencumbered Balance	9,022		

### PROJECT DESCRIPTION

This project will provide needed modifications to specific areas of restroom facilities. A study was conducted in FY 2004 to evaluate restrooms for all schools that were built or renovated before 1985. Ratings were based upon visual inspections of the existing materials and fixtures as of August 1, 2003. Ratings also were based on conversations with the building services managers, principals, vice principals, and staffs about the existing conditions of the restroom facilities. The numeric rating for each school was based on an evaluation method using a preset number scale for the assessment of the existing plumbing fixtures, accessories, and room finish materials. In FY 2010, a second round of assessments were completed, which included a total of 110 schools, including holding facilities. BY FY 2018 all 110 schools assessed were completed. An FY 2019 appropriation was approved for the next phase of this project. An FY 2019 supplemental appropriation and offsetting reductions of \$2 million were approved from this project to the current revitalization/expansion project for Seneca Valley High School. An FY 2020 appropriation and amendment to the adopted FY2019-2024 CIP was approved to address restroom facilities throughout the school system including plumbing fixtures, accessories, and room finish materials. An FY 2021 appropriation is requested to continue this level of effort project and address restroom facilities systemwide.

# Roof Replacement: MCPS

(P766995)

Category	Montgomery County Public Schools	Date Last Modified	11/25/19
SubCategory	Countywide	Administering Agency	Public Schools
Planning Area	Countywide	Status	Ongoing

Total	Thru FY19	Est FY20	Total 6 Years	FY 21	FY 22	FY 23	FY 24	FY 25	FY 26	Beyond 6 Years
-------	-----------	----------	---------------	-------	-------	-------	-------	-------	-------	----------------

## EXPENDITURE SCHEDULE (\$000s)

Planning, Design and Supervision	10,400	850	3,550	6,000	1,200	1,200	1,000	1,000	800	800	-
Construction	110,534	28,661	27,873	54,000	10,800	10,800	9,000	9,000	7,200	7,200	-
TOTAL EXPENDITURES	120,934	29,511	31,423	60,000	12,000	12,000	10,000	10,000	8,000	8,000	-

## FUNDING SCHEDULE (\$000s)

G.O. Bonds	109,687	27,254	22,433	60,000	12,000	12,000	10,000	10,000	8,000	8,000	-
State Aid	11,247	2,257	8,990	-	-	-	-	-	-	-	-
TOTAL FUNDING SOURCES	120,934	29,511	31,423	60,000	12,000	12,000	10,000	10,000	8,000	8,000	-

## APPROPRIATION AND EXPENDITURE DATA (\$000s)

Appropriation FY 21 Request	12,000	Year First Appropriation	FY76
Appropriation FY 22 Request	12,000	Last FY's Cost Estimate	103,934
Cumulative Appropriation	60,934	Partial Closeout Thru FY19	13,305
Expenditure / Encumbrances	38,182	New Partial Closeout	-
Unencumbered Balance	22,752	Total Partial Closeout	13,305

## PROJECT DESCRIPTION

The increasing age of buildings has created a backlog of work to replace roofs on their expected 20 year life cycle. Roofs are replaced when schools are not in session, and are scheduled during the summer. This is an annual request, funded since FY 1976. An FY 2018 appropriation was approved for partial roof replacements at Brookhaven, Farmland, Fox Chapel and Greenwood elementary schools; and, Winston Churchill, Damascus, and Springbrook high schools. The request also will fund full roof replacements at Germantown, Highland View, and Poolesville elementary schools. An FY 2019 appropriation was requested for partial roof replacements at Highland, Jackson Road, and Sally K. Ride elementary schools; Julius West Middle School; Clarksburg, Damascus, and Springbrook high schools; and, a full roof replacement at Shady Grove Middle School. However, the County Council reduced the FY 2019 appropriation by \$4 million. Therefore, the list shown above will be aligned with the approved funding level for FY 2019. An FY 2019 supplemental appropriation and offsetting reductions of \$3 million were approved from this project to the current revitalization/expansion project for Seneca Valley High School. An FY 2020 appropriation was approved to continue this level of effort project for partial and full roof replacement projects at various schools throughout the county. An FY 2021 appropriation is requested for full and/or partial roof replacements at Bethesda and Damascus elementary schools, Kingsview, John Poole, and Westland middle schools.

## FISCAL NOTE

Reflects MCPS correction for funding allocations prior to FY19.

## DISCLOSURES

Expenditures will continue indefinitely. MCPS asserts that this project conforms to the requirement of relevant local plans, as required by the Maryland Economic Growth, Resource Protection and Planning Act.

## COORDINATION

FY 2019 -- Salaries and Wages: \$260K, Fringe Benefits: \$120K, Workyears: 3 FY 2020-2024 -- Salaries and Wages: \$1.3M, Fringe Benefits: \$600K, Workyears:15

# School Security Systems

(P926557)

Category	Montgomery County Public Schools	Date Last Modified	11/26/19
SubCategory	Countywide	Administering Agency	Public Schools
Planning Area	Countywide	Status	Ongoing

Total	Thru FY19	Est FY20	Total 6 Years	FY 21	FY 22	FY 23	FY 24	FY 25	FY 26	Beyond 6 Years
-------	-----------	----------	------------------	-------	-------	-------	-------	-------	-------	-------------------

## EXPENDITURE SCHEDULE (\$000s)

Planning, Design and Supervision	4,665	2,550	890	1,225	500	275	150	100	100	100	-
Construction	57,045	17,318	15,026	24,701	10,208	5,443	3,350	1,900	1,900	1,900	-
<b>TOTAL EXPENDITURES</b>	<b>61,710</b>	<b>19,868</b>	<b>15,916</b>	<b>25,926</b>	<b>10,708</b>	<b>5,718</b>	<b>3,500</b>	<b>2,000</b>	<b>2,000</b>	<b>2,000</b>	<b>-</b>

## FUNDING SCHEDULE (\$000s)

G.O. Bonds	55,752	15,826	14,000	25,926	10,708	5,718	3,500	2,000	2,000	2,000	-
State Aid	5,958	4,042	1,916	-	-	-	-	-	-	-	-
<b>TOTAL FUNDING SOURCES</b>	<b>61,710</b>	<b>19,868</b>	<b>15,916</b>	<b>25,926</b>	<b>10,708</b>	<b>5,718</b>	<b>3,500</b>	<b>2,000</b>	<b>2,000</b>	<b>2,000</b>	<b>-</b>

## APPROPRIATION AND EXPENDITURE DATA (\$000s)

Appropriation FY 21 Request	-	Year First Appropriation	FY92
Appropriation FY 22 Request	-	Last FY's Cost Estimate	51,518
Cumulative Appropriation	35,934		
Expenditure / Encumbrances	-		
Unencumbered Balance	35,934		

## PROJECT DESCRIPTION

This project addresses four aspects of security throughout MCPS, and will serve to protect not only the student and community population, but also the extensive investment in educational facilities, equipment, and supplies in buildings. An FY 2009 appropriation was approved to provide additional funding for new initiatives for the school security program. The initiatives include design and installation of Closed Circuit Television (CCTV) camera systems in all middle schools, the replacement of existing outdated analog CCTV camera systems in all high schools, the installation of a visitor management system in all schools, and the installation of a visitor access system at elementary schools. An FY 2010 appropriation was approved to continue this project. An FY 2011 appropriation was approved to continue the roll out of the new initiatives that began in FY 2009. An FY 2012 appropriation was approved to continue this project. An FY 2013 appropriation was approved to continue the roll out the school security program initiative. An FY 2013 supplemental appropriation was approved to accelerate \$364,000 from FY 2014 to FY 2013 to allow for the installation of access control systems in the remaining 26 elementary schools, with a completion date of July 2013. An FY 2014 appropriation was approved to continue this project. An FY 2014 supplemental appropriation and amendment to the FY 2013-2018 CIP was approved to implement the state's School Security Initiative. The supplemental appropriation approved \$4.186 million from the state as well as \$1.674 million from the county to provide additional security technology at schools as well as minor modifications to enhance security. Anticipated completion date for the initiative is summer 2014. An FY 2019 appropriation was approved to replace/upgrade and install security technology at various schools throughout the system. In addition, the appropriation will fund facility modifications at certain schools to enhance entrance security. An FY 2020 supplemental appropriation of \$1.772 million was approved from the state as part of the School Safety Grant program. An FY 2020 appropriation and amendment to the adopted FY2019-2024 CIP was approved to address technology upgrades to various existing security systems, as well as provide secure entrance vestibules and guided building access for schools that currently do not have these features.

## FISCAL NOTE

State Reimbursement: not eligible. FY20 state grant in the amount of \$1,772,000 from the State of Maryland School Safety Grant Program.

## DISCLOSURES

MCPS asserts that this project conforms to the requirement of relevant local plans, as required by the Maryland Economic Growth, Resource Protection and Planning Act.



# Stormwater Discharge & Water Quality Mgmt: MCPS

(P956550)

Category	Montgomery County Public Schools	Date Last Modified	11/21/19
SubCategory	Countywide	Administering Agency	Public Schools
Planning Area	Countywide	Status	Ongoing

	Total	Thru FY19	Est FY20	Total 6 Years	FY 21	FY 22	FY 23	FY 24	FY 25	FY 26	Beyond 6 Years
<b>EXPENDITURE SCHEDULE (\$000s)</b>											
Planning, Design and Supervision	8,552	4,520	576	3,456	576	576	576	576	576	576	-
Site Improvements and Utilities	2,047	2,047	-	-	-	-	-	-	-	-	-
Construction	1,681	1,603	78	-	-	-	-	-	-	-	-
Other	580	300	40	240	40	40	40	40	40	40	-
<b>TOTAL EXPENDITURES</b>	<b>12,860</b>	<b>8,470</b>	<b>694</b>	<b>3,696</b>	<b>616</b>	<b>616</b>	<b>616</b>	<b>616</b>	<b>616</b>	<b>616</b>	<b>-</b>

<b>FUNDING SCHEDULE (\$000s)</b>											
G.O. Bonds	12,860	8,470	694	3,696	616	616	616	616	616	616	-
<b>TOTAL FUNDING SOURCES</b>	<b>12,860</b>	<b>8,470</b>	<b>694</b>	<b>3,696</b>	<b>616</b>	<b>616</b>	<b>616</b>	<b>616</b>	<b>616</b>	<b>616</b>	<b>-</b>

APPROPRIATION AND EXPENDITURE DATA (\$000s)			
Appropriation FY 21 Request	616	Year First Appropriation	FY07
Appropriation FY 22 Request	616	Last FY's Cost Estimate	11,628
Cumulative Appropriation	9,367		
Expenditure / Encumbrances	8,054		
Unencumbered Balance	1,313		

## PROJECT DESCRIPTION

This project will provide funds to meet the State of Maryland requirements that all industrial sites be surveyed and a plan developed to mitigate stormwater runoff. Work under this project includes concrete curbing to channel rainwater, oil/grit separators to filter stormwater for quality control, modifications to retention systems, the installation of a surface pond for stormwater management quality control at the Randolph Bus and Maintenance Depot, and other items to improve stormwater management systems at other depot sites. This project is reviewed by the interagency committee for capital programs that affect other county agencies to develop the most cost effective method to comply with state regulation. This project also will address pollution prevention measures that were formally addressed in the County Water Quality PDF. Federal and State laws require MCPS to upgrade and maintain stormwater pollution prevention measures at schools and support facilities. The State of Maryland, Department of the Environment, through the renewal of Montgomery County's National Pollutant Discharge Elimination System (NPDES) Permit, has included MCPS as a co-permittee under its revised current Municipal Separate Storm Sewer System MS4 permit, subject to certain pollution prevention regulations and reporting requirements not required in the past. As a co-permittee, MCPS will be required to develop a system-wide plan for complying with MS4 permit requirements. The plan could include infrastructure improvements that reduce the potential for pollution to enter into the stormwater system and area streams. A portion of the plan also will include surveying and documenting, in a GIS mapping system, the stormwater systems at various facilities. An FY 2017 appropriation was approved to continue this level of effort project to address stormwater runoff at all MCPS schools. An FY 2018 appropriation was approved to continue this project. An FY 2019 appropriation was approved to continue this level of effort project. An FY 2020 appropriation was approved to continue this level of effort project. An FY 2021 appropriation is requested to continue this level of effort project.

## DISCLOSURES

Expenditures will continue indefinitely.

## COORDINATION

FY 2019 -- Salaries and Wages: \$83K, Fringe Benefits: \$37K, Workyears: 1 FY 2020-2024 -- Salaries and Wages: \$415K, Fringe Benefits: \$185K, Workyears: 5

# Technology Modernization (P036510)

Category	Montgomery County Public Schools	Date Last Modified	11/21/19
SubCategory	Countywide	Administering Agency	Public Schools
Planning Area	Countywide	Status	Ongoing

Total	Thru FY19	Est FY20	Total 6 Years	FY 21	FY 22	FY 23	FY 24	FY 25	FY 26	Beyond 6 Years
-------	-----------	----------	------------------	-------	-------	-------	-------	-------	-------	-------------------

## EXPENDITURE SCHEDULE (\$000s)

Planning, Design and Supervision	479,110	291,514	33,559	154,037	25,484	25,143	26,746	26,664	25,000	25,000	-
<b>TOTAL EXPENDITURES</b>	<b>479,110</b>	<b>291,514</b>	<b>33,559</b>	<b>154,037</b>	<b>25,484</b>	<b>25,143</b>	<b>26,746</b>	<b>26,664</b>	<b>25,000</b>	<b>25,000</b>	<b>-</b>

## FUNDING SCHEDULE (\$000s)

Current Revenue: General	238,127	73,576	32,977	131,574	17,973	14,542	25,057	24,002	25,000	25,000	-
Federal Aid	22,597	22,015	582	-	-	-	-	-	-	-	-
Recordation Tax	218,386	195,923	-	22,463	7,511	10,601	1,689	2,662	-	-	-
<b>TOTAL FUNDING SOURCES</b>	<b>479,110</b>	<b>291,514</b>	<b>33,559</b>	<b>154,037</b>	<b>25,484</b>	<b>25,143</b>	<b>26,746</b>	<b>26,664</b>	<b>25,000</b>	<b>25,000</b>	<b>-</b>

## APPROPRIATION AND EXPENDITURE DATA (\$000s)

Appropriation FY 21 Request	25,484	Year First Appropriation	FY03
Appropriation FY 22 Request	25,143	Last FY's Cost Estimate	423,016
Cumulative Appropriation	323,767		
Expenditure / Encumbrances	289,729		
Unencumbered Balance	34,038		

## PROJECT DESCRIPTION

The Technology Modernization (Tech Mod) project is a key component of the MCPS strategic technology plan, Educational Technology for 21st Century Learning. This plan builds upon the following four goals: students will use technology to become actively engaged in learning, schools will address the digital divide through equitable access to technology, staff will improve technology skills through professional development, and staff will use technology to improve productivity and results. An FY 2017 appropriation was approved to continue the technology modernization program as well as fund 16 information technology system specialist positions being reallocated from the operating budget to the capital budget. An FY 2018 appropriation was approved to continue this project. An FY 2019 appropriation was approved to continue this project and the technology modernization program to our schools throughout the system. However, due to fiscal constraints, the County Council approved a reduction of \$3.622 million in FY 2019 from the Board of Education's request. An FY 2020 appropriation was approved to continue this project; however, due to fiscal constraints, the County Council shifted expenditures from FY 2021 and FY 2022 to FY 2023 and FY 2024. An FY 2021 appropriation is requested to continue this project and provide technology modernization to schools throughout the system.

## FISCAL NOTE

FY19 and FY20 funding switch between Recordation Tax and Current Revenue General for \$10,296,000 and 6,280,000 respectively.

## COORDINATION

FY 2019 -- Salaries and Wages: \$4.819M, Fringe Benefits: \$893K, Workyears: 36.5 FY 2020-2024 -- Salaries and Wages \$24.1M, Fringe Benefits \$4.5M, Workyears: 182.5



# MONTGOMERY COUNTY COUNCIL

CRAIG RICE  
COUNCILMEMBER  
DISTRICT 2

CHAIRMAN  
EDUCATION AND CULTURE

February 7, 2020

Ms. Shebra L. Evans  
President, Board of Education  
Montgomery County Public Schools  
Carver Educational Services Center, Room 123  
850 Hungerford Drive  
Rockville, Maryland 20850

Dear Ms. Evans,

As the Council heard at its February 5 and 6 public hearings on the FY21-26 Capital Improvements Program (CIP), there is strong interest in the community in supporting the many approved and new school projects included in the Board of Education's Requested FY21-26 CIP.

However, given the difficult capital fiscal situation in which the County finds itself again this year, I am asking Montgomery County Public Schools (MCPS) to develop a scenario of "non-recommended reductions" to the Board of Education's Requested FY21-26 Capital CIP, to bring each of its annual expenditure totals in line with the County Executive's recommendations.

MCPS' assistance in identifying a package of non-recommended reductions will ensure that the Council takes MCPS' priorities into account when reconciling the CIP later this spring.

The County Executive's FY21-26 Capital Improvements Program transmitted to the Council on January 15, 2020 assumes total six-year spending in the MCPS CIP of \$1.714 billion, which is \$103.8 million less than the Board's request. Not counting the Executive's recommended technical adjustment for the Thomas W. Pyle MS Addition (-\$3.51 million in FY21 concurred with by MCPS), the resulting six-year gap is \$100.3 million, as reflected below. However, the combined gap in the first four years of the CIP (\$300.3 million) highlights the much greater fiscal challenge the County faces in funding the MCPS CIP.

Capital Expenditure Gap	Six-Year	FY21	FY22	FY23	FY24	FY25	FY26
CE versus BOE Request	<b>(100,268)</b>	(57,750)	(92,798)	(92,623)	(57,097)	67,000	133,000
- FYs21-24 total gap	(300,268)						

There appears to be support in the State delegation this year to substantially increase the amount of State aid for school construction over the next ten years. Since the County Executive's Recommended CIP assumes \$58.7 million in FY21 and beyond (the same amount awarded in FY20), there is the potential for additional State aid to help offset this gap. However, we will not know whether this in fact will happen (and if so, what this impact may have on the MCPS allocation) until later this spring.

Hopefully, the Council will not need to take all the cuts included in MCPS' non-recommended reductions scenario. Therefore, it would be helpful if you identify priorities for the restoration of projects or groups of projects included in your non-recommended reductions.

The Education and Culture (E&C) Committee will want to review MCPS' non-recommended reductions package at its meeting on March 26. To provide enough time for Council staff review and follow-up questions, I am requesting that MCPS provide its non-recommended reductions to the Council by March 12.

The E&C Committee looks forward to working with you, and all the groups supportive of the MCPS CIP, to make a strong push for the increased State funding we need to help us avoid or at least minimize reductions to the Board of Education's Requested CIP. We also appreciate your continued cooperation in helping the Council make the best decisions it can regarding the MCPS CIP.

Sincerely,

A handwritten signature in black ink, appearing to read "Craig Rice". The signature is fluid and cursive, with the first name "Craig" and last name "Rice" clearly distinguishable.

Craig Rice, Chair  
Education and Culture Committee  
Montgomery County Council

Cc: Jack Smith, Superintendent, MCPS



# MONTGOMERY COUNTY PUBLIC SCHOOLS

www.montgomeryschoolsmd.org

MARYLAND

March 4, 2020

The Honorable Sidney A. Katz, President  
Montgomery County Council  
Stella B. Werner Council Office Building  
100 Maryland Avenue  
Rockville, Maryland 20850



Dear Mr. Katz:

On February 7, 2020, the Board of Education received a letter from the Montgomery County Council's Education and Culture Committee Chair Craig Rice, requesting that Montgomery County Public Schools (MCPS) provide a "Non-Recommended Reductions" scenario that would align with Montgomery County Executive Marc Elrich's Recommended Fiscal Year (FY) 2021 Capital Budget and the FY 2021–2026 Capital Improvements Program (CIP) for MCPS. The "Non-Recommended Reductions" scenario would include a list of projects that could be delayed or removed to reflect the CIP recommendation submitted by the county executive as indicated in the following chart, a six-year total reduction of \$100.3 million.

## County Executive's Recommended Reduction for MCPS

Total Six Years	FY 2021	FY 2022	FY 2023	FY 2024	FY 2025	FY 2025
-\$100.268M	-\$57.750M	-\$92.798M	-\$92.623M	-\$57.097M	\$67.000M	\$133.000M

While we understand that Montgomery County continues to recover from the fiscal constraints of the past several years, the county executive's recommendation will have a severe impact on our construction program that aims to address the overutilization at many of our schools, as well as address our aging infrastructure. Since the 2009–2010 school year, student enrollment has increased by nearly 24,000 students, an average of 2,400 students per year. As student enrollment growth continues, the focus of the growth has shifted from the elementary school level to the secondary level. We must be proactive and not fall behind in providing the programmatic spaces needed at our middle and high schools throughout the county. In addition, with each new CIP cycle, construction costs will increase, and therefore, any delay to our capital projects potentially will result in higher construction costs than reflected in the Board of Education's requested CIP.

The *Board of Education's Requested FY 2021 Capital Budget and the FY 2021–2026 Capital Improvements Program* includes 36 capital projects at individual schools to address capacity needs, and in many instances, also aging infrastructure needs through replacement of various building systems. Of the 36 projects, only 5 projects did not already have funding in the approved CIP. The nine Major Capital Projects included in the requested CIP did not have completion dates and were not fully funded in the approved CIP through the Major Capital Projects project;

Office of the Superintendent of Schools

850 Hungerford Drive, Room 122 ♦ Rockville, Maryland 20850 ♦ 240-740-3020

however, substantial funding was included as a placeholder to provide fiscal capacity as MCPS moved through the pre-planning process for these capital projects. Therefore, of the 36 projects, the Board of Education maintained the completion dates of 22 projects that were included in the previously approved CIP. In many cases, construction expenditures for those projects are included in the first few years of the requested CIP as the natural progression of the approved project cycle.

There is a significant disparity in expenditures in the first four years of the CIP, approximately \$300 million between the Board's request and the county executive's recommendation. As a result, projects with large expenditures in the first few years of the CIP needed to be considered as part of the non-recommended requested scenario. Delays to the projects included in the *Board of Education's Requested FY 2021 Capital Budget and the FY 2021–2026 Capital Improvements Program* will be a great disappointment to our school communities. All of the capital projects are essential in order to provide quality educational facilities for all MCPS students. However, adhering to the Education and Culture Committee's request, the following is the list of non-recommended reductions to the *Board of Education's FY 2021 Capital Budget and the FY 2021–2026 Capital Improvements Program*.

- Delay expenditures for the following new capacity projects by one year, but maintain planning funds:
  - Clarksburg Cluster Elementary School #9 (New)
  - DuFief Elementary School Addition/Facility Upgrades
  - William Tyler Page Elementary School Addition
  - Crown High School (New)
  - Northwood High School Addition/Facility Upgrade
  - Charles W. Woodward High School (Reopening)
- Delay expenditures for the following Major Capital Project by one year:
  - Col. Zadok Magruder High School
- Delay expenditures for the following new capacity project by two years:
  - Bethesda Elementary School Addition
- Remove all expenditures for the following projects from the six-year CIP:
  - Westbrook Elementary School Addition
  - Watkins Mill High School (Early Childhood Center)
- Remove expenditures for the shell classroom build-out for the Maryvale Elementary School/Carl Sandburg Learning Center revitalization/expansion project
- Reduce expenditures in FY 2023 and FY 2024 for the Heating, Ventilation, and Air Conditioning Replacement project

The non-recommended reductions in the preceding list closely align with the county executive's recommendation for the MCPS CIP; however, it does not fully achieve the reductions as detailed in the letter from Councilmember Rice. The non-recommended reductions total \$102.5 million less than the Board of Education's requested CIP for the six-year period as displayed in the following chart:

**MCPS Non-Recommended Reduction**


<b>Total Six Years</b>	<b>FY 2021</b>	<b>FY 2022</b>	<b>FY 2023</b>	<b>FY 2024</b>	<b>FY 2025</b>	<b>FY 2026</b>
<b>-\$102.513M</b>	<b>-\$57.843M</b>	<b>-\$90.806M</b>	<b>-\$86.300M</b>	<b>-\$55.741M</b>	<b>\$73.805M</b>	<b>\$114.372M</b>

It is important to note that the county executive's recommended CIP for MCPS includes a number of technical adjustments, one that shifted expenditures from FY 2021 to a previous fiscal year, and as a result, reduced the total six-year CIP for MCPS. However, the non-recommended reductions noted in the preceding chart reflect the original request submitted by the Board of Education in December 2019.

We respectfully request that the County Council explore all possible alternatives that would maintain the funding levels included in the Board of Education's requested CIP submission. The non-recommended reductions previously noted are not in a priority order as the amount of funding the County Council will make available for school construction is not known. We are hopeful that the County Council will recognize our extensive needs and increase the county executive's recommended capital funding for school construction projects. At that time, MCPS will work with County Council staff to adjust this non-recommended reduction scenario to accurately reflect the County Council's funding level.

If you have any questions, please contact Dr. Andrew M. Zuckerman, chief operating officer, at 240-740-3050 or Ms. Adrienne L. Karamihas, director, Division of Capital Planning, at 240-314-4700.

Sincerely,



Jack R. Smith, Ph.D.  
Superintendent of Schools

JRS:AMZ:SPA:alk

Copy to:

Members of the Board of Education  
Dr. McKnight  
Dr. Zuckerman  
Mr. Adams  
Ms. Karamihas  
Ms. Webb



**Non-Recommended Reductions**  
**FY 2021 Capital Budget and the FY 2021–2026 Capital Improvements Program**  
(figures in thousands)

Project	FY 2021 Approp.	Total	Thru FY 2019	Remaining FY 2020	Total Six-Years	FY 2021	FY 2022	FY 2023	FY 2024	FY 2025	FY 2026	Beyond
<b>Individual School Projects</b>												
Bethesda ES Addition		0			0	-612	-5947	-5,663	2,073	6,275	3,874	0
Bethesda-Chevy Chase/Walter Johnson Clusters ES (New)		0			0	0	0	0	0	0	0	0
Clarksburg Cluster ES #9 (New)		1,192		1,192	0	-4,261	-15007	6,994	12,274	0	0	0
Cresthaven ES Addition (for JoAnn Leleck ES@Broad Acres)	10,777	339		339	0	0	0	0	0	0	0	0
Crown HS (New)		1,522		1,522	-35,000	-2001	-3,938	-14,306	-46,999	3,784	28,460	35,000
DuFief ES Addition/Facility Upgrade		1,182	650	532	0	-3340	-12,285	1,638	13,987	0	0	0
Gaithersburg Cluster ES #8	29,891	7,634	5,082	2,552	0	2,000	0	-2,000	0	0	0	0
Highland View ES Addition		301		301	0	0	0	0	0	0	0	0
John F. Kennedy HS Addition	6,910	3,827	1,610	2,217	0	0	0	0	0	0	0	0
Lake Seneca ES Addition		401		401	0	0	0	0	0	0	0	0
Col. E. Brooke Lee MS Replacement	5,000	16,093	1,568	14,525	0	0	0	0	0	0	0	0
Ronald McNair ES Addition	1,024	0			0	0	0	0	0	0	0	0
Thurgood Marshall ES Addition		310		310	0	0	0	0	0	0	0	0
Montgomery Knolls ES Addition (for Forest Knolls ES)	4,000	5,161	2,234	2,927	0	0	0	0	0	0	0	0
Roscoe Nix ES Addition (for JoAnn Leleck ES @ Broad Acres)	15,440	236		236	0	0	0	0	0	0	0	0
Northwood HS Addition/Facility Upgrade		5,018	2,949	2,069	-9,254	0	-9,635	-25,484	-30,325	18,913	37,277	9,254
William Tyler Page ES Addition		1,715	0		0	-1,247	-1,910	-6025	2,622	6,560	0	0
Parkland MS Addition	1,240	0			0	0	0	0	0	0	0	0
Pine Crest ES Addition (for Forest Knolls ES)		7,997	4,055	3,942	0	0	0	0	0	0	0	0
Piney Branch ES Addition	-4,211	0			0	0	0	0	0	0	0	0
Thomas W. Pyle MS Addition		7,907	2,341	5,566	0	0	0	0	0	0	0	0
Silver Spring International MS Addition		5,140	930	4,210	0	0	0	0	0	0	0	0
Takoma Park MS Addition		15,979	2,690	13,289	0	0	0	0	0	0	0	0
Watkins Mill HS (Early Childhood Center)		-13,500			-13,500	-2000	-6500	-5,000	0	0	0	0
Westbrook ES Addition		-4,391			-4,391	-376	-2569	-1,446	0	0	0	0
Walt Whitman HS Addition	4,218	10,065	2,998	7,067	0	0	0	0	0	0	0	0
Woodward HS Reopening		5,260	3,063	2,197	-8,468	-44107	-4,401	-3,328	16,444	6,860	20,064	8,468
<b>Countywide Projects</b>												
ADA Compliance: MCPS	1,200	26,193	23,793	2,400	0	0	0	0	0	0	0	0
Asbestos Abatement	1,145	15,520	13,230	2,290	0	0	0	0	0	0	0	0
Building Modifications and Program Improvements	7,500	54,950	36,950	18,000	0	0	0	0	0	0	0	0
Current Revitalizations/Expansions		597,669	382,638	219,431	-4,400	0	-4,400	0	0	0	0	0
Design and Construction Management	4,900	65,775	55,975	9,800	0	0	0	0	0	0	0	0
Facility Planning: MCPS	750	12,487	10,177	2,310	0	0	0	0	0	0	0	0
Fire Safety Upgrades	817	23,849	22,215	1,634	0	0	0	0	0	0	0	0
HVAC Replacement/IAQ Projects	25,000	118,629	72,629	51,000	-5,000	0	0	-2,500	-2,500	0	0	0
Improved (Safe) Access to Schools	2,000	16,610	13,196	3,414	0	0	0	0	0	0	0	0
Major Capital Projects – Elementary	3,000	2,483	583	1,900	0	-4,899	-18,351	-11,949	14,152	21,047	0	0
Major Capital Projects – Secondary	9,353	2,647		2,647	-22,500	3,000	-5,863	-17,231	-37,469	10,366	24,697	22,500
Outdoor Play Space Maintenance	450	4,250	750	3,500	0	0	0	0	0	0	0	0
Planned Life-Cycle Asset Replacement (PLAR)	15,185	116,937	97,586	19,351	0	0	0	0	0	0	0	0
Relocatable Classrooms	6,000	58,061	48,307	9,754	0	0	0	0	0	0	0	0
Restroom Renovations	3,000	26,775	16,275	10,500	0	0	0	0	0	0	0	0
Roof Replacement/Moisture Protection Projects	12,000	67,586	44,086	23,500	0	0	0	0	0	0	0	0
School Security		34,012	18,610	15,402	0	0	0	0	0	0	0	0
Stormwater Discharge and Water Quality Management	616	9,164	7,932	1,232	0	0	0	0	0	0	0	0
Technology Modernization	25,484	321,979	275,207	46,772	0	0	0	0	0	0	0	0
<b>Total Non-Recommended Reductions</b>	<b>194,404</b>	<b>1,653,249</b>	<b>1,170,309</b>	<b>510,231</b>	<b>-102,513</b>	<b>-57,843</b>	<b>-90,806</b>	<b>-86,300</b>	<b>-55,741</b>	<b>73,805</b>	<b>114,372</b>	<b>75,222</b>



elementary school service areas and one middle school service area would be in moratorium during FY21. Under the constrained conditions presented by the County Executive, however, it is likely the Board of Education would have to significantly delay many of its capital projects, which may force the continuation of existing moratoria. Ultimately, the adopted CIP will be based on funding expectations that include updated Spending Affordability Guidelines that determine how much the county can borrow and state funding levels that will be determined during the current legislative session. **Until these funding amounts are known, it is unclear which school projects will be delayed and the impacts on residential moratoria in the county.**

However, a review of the Board of Education's CIP request can give some insight as to the projects that may be at risk of being delayed. Projects with construction funding that began in FY20 or earlier are likely to remain funded through their completion. Those with construction funding or planning funding beginning in FY21 or later are more susceptible to potential delay. In Table 5, Planning staff has identified projects at risk of delay and their potential impact on the FY21 annual school test. It goes without saying that delays that may not impact the results of the annual school test, still have impacts in terms of extending the effects of current day over-utilization of MCPS schools.

**Table 5: Impacts of Potential CIP Project Delays on the FY21 Annual School Test**

Project	Status	Requested Funding (000s)		Potential School Test Impact
		FY21-24	FY21-26	
Bethesda ES Addition (P652103)	BOE recommended planning funds to begin in FY21 with project completion in September 2023.	\$16,708	\$16,708	Any delay beyond 2 years risks putting the Bethesda ES service area in moratorium.
Bethesda-Chevy Chase/ Walter Johnson Clusters ES (New) (P652104)	BOE recommended planning funds to begin in FY25 with no known project completion date.	\$0	\$1,195	This project can be delayed without impacting the results of the school test.
Clarksburg Cluster ES #9 (New) (P651901)	BOE recommended construction funds to begin in FY21 with project completion in September 2022.	\$37,294	\$37,294	Any delay beyond 3 years risks putting the Clarksburg ES service area in moratorium.
Cresthaven ES Addition (P651902)	BOE recommended construction funds to begin in FY21 with project completion in September 2022.	\$11,627	\$11,627	Any delay beyond 3 years risks putting the JoAnn Leleck ES at Broad Acres service area in moratorium.
Crown HS (New) (P651909)	BOE recommended construction funds to begin in FY22 with project completion in September 2025.	\$89,320	\$134,780	Project <u>cannot</u> be delayed without putting the Quince Orchard and Richard Montgomery cluster service areas at risk of entering moratoria.
DuFief ES Addition/Facility Upgrade (P651905)	BOE recommended construction funds to begin in FY21 with project completion in September 2022.	\$36,846	\$36,846	Any delay beyond 3 years risks putting the Rachel Carson ES service area in moratorium.
Gaithersburg Cluster ES #8 (P651518)	BOE recommended construction funds in FY21 with project completion in September 2022.	\$31,366	\$31,366	Any delay beyond 3 years risks putting the Strawberry Knoll ES and Summit Hall ES service areas in moratoria.
Highland View ES Addition (P652001)	BOE recommended planning funds to begin in FY21 with no known project completion date.	\$474	\$474	This project can be delayed without impacting the results of the school test.
Lake Seneca ES Addition (P652002)	BOE recommended planning funds to begin in FY21 with no known project completion date.	\$474	\$474	This project can be delayed without impacting the results of the school test.

Project	Status	Requested Funding (000s)		Potential School Test Impact
		FY21-24	FY21-26	
Ronald McNair ES Addition (P651904)	BOE recommended planning funds to begin in FY21 with project completion in September 2023.	\$11,403	\$11,403	Any delay beyond 2 years risks putting the McNair ES service area in moratorium
Thurgood Marshall ES Addition (P652003)	BOE recommended planning funds to begin in FY21 with no known project completion date.	\$320	\$320	This project can be delayed without impacting the results of the school test.
Roscoe Nix ES Addition (P651903)	BOE recommended construction funds to begin in FY21 with project completion in September 2022.	\$16,136	\$16,136	Any delay beyond 3 years risks putting the JoAnn Leleck ES at Broad Acres service area in moratorium.
Northwood HS Addition/Facility Upgrades (P651907)	BOE recommended construction funds to begin in FY22 with project completion in September 2025.	\$101,553	\$133,338	Project cannot be delayed without putting the Albert Einstein and Montgomery Blair cluster service areas at risk of remaining in moratoria and without putting the Northwood cluster service area at risk of entering a moratorium.
William T. Page ES Addition (P652105)	BOE recommended planning funds to begin in FY21 with project completion in September 2023.	\$20,614	\$20,614	Any delay beyond 2 years risks putting the Page ES service area in moratorium and/or keeping the entire James H. Blake cluster in moratorium.
Parkland MS Addition (P651911)	BOE recommended planning funds to begin in FY21 with project completion in September 2023.	\$14,638	\$14,638	Any delay beyond 2 years risks putting the Parkland MS service area in moratorium.
Silver Spring International MS Addition (P651912)	Construction funds were allocated in the FY20 budget, but the BOE recommended delaying the project by one year and continuing the construction funding in FY22 with project completion in September 2023.	\$30,000	\$30,000	This project can be delayed without impacting the results of the school test.
Watkins Mill HS Early Childhood Center (P652106)	BOE recommended planning funds to begin in FY21 with project completion in September 2022.	\$13,500	\$13,500	This project can be delayed without impacting the results of the school test.
Westbrook ES Addition (P652107)	This small project is to complete the buildout of the classroom shell at Westbrook ES in order to accommodate students from Somerset ES. BOE recommended planning funds to begin in FY21 with project completion in September 2021.	\$4,391	\$4,391	This project can be delayed without impacting the results of the school test, however, any delay beyond 4 years would put Somerset ES 32 students away from a moratorium.
Charles W. Woodward HS Reopening (P651908)	BOE recommended construction funds to begin in FY21 with Woodward opening as a holding facility for Northwood HS students in September 2023.	\$110,975	\$122,975	Project <u>cannot</u> be delayed without putting the Albert Einstein, Montgomery Blair and Walter Johnson cluster service areas at risk of remaining in moratoria and without putting the Northwood cluster service area at risk of entering a moratorium.

Project	Status	Requested Funding (000s)		Potential School Test Impact
		FY21-24	FY21-26	
Burnt Mills ES – Major Capital Project (P652110)	BOE recommended construction funds to begin in FY21 with project completion in September 2023.	\$37,631		Any delay beyond 2 years risks putting the Burnt Mills ES service area in moratorium and/or keeping the entire James H. Blake cluster in moratorium.
South Lake ES – Major Capital Project (P652109)	BOE recommended construction funds to begin in FY21 with project completion in September 2023.	\$34,123	\$34,123	This project can be delayed without impacting the results of the school test.
Stonegate ES – Major Capital Project (P652111)	BOE recommended planning funds to begin in FY21 with project completion in January 2024.	\$29,426	\$29,426	Any delay beyond 2 years risks keeping the James H. Blake cluster in moratorium.
Woodlin ES – Major Capital Project (P652108)	BOE recommended construction funds to begin in FY21 with project completion in September 2023.	\$37,764	\$37,764	This project can be delayed without impacting the results of the school test.
Neelsville MS – Major Capital Project (P652112)	BOE recommended construction funds to begin in FY23 with project completion in September 2024.	\$45,920	\$45,920	This project can be delayed without impacting the results of the school test.
Poolesville HS – Major Capital Project (P652113)	BOE recommended planning funds to begin in FY22 with project completion in September 2024.	\$49,213	\$49,213	This project can be delayed without impacting the results of the school test.
Damascus HS – Major Capital Project (P652114)	BOE recommended planning funds to begin in FY22 with project completion in September 2025.	\$44,657	\$44,657	This project can be delayed without impacting the results of the school test.
Thomas S. Wootton HS – Major Capital Project (P652115)	BOE recommended planning funds to begin in FY23 with project completion in September 2026.	\$5,260	\$5,260	This project can be delayed without impacting the results of the school test.
Col. Zadok Magruder HS – Major Capital Project (P652116)	BOE recommended planning funds to begin in FY24 with project completion in September 2027.	\$3,063	\$3,063	This project can be delayed without impacting the results of the school test.

The Board of Education’s requested CIP also includes funding to continue ongoing countywide capital improvement efforts, some of which are shown in Table 6. Some of these projects may also be susceptible to delay but none have any impacts on the annual school test.

## Capacity/Utilization Review

B-CC Cluster Elementary School Cluster Capacity Review										
	FY21	FY22	FY23	FY24	FY25	FY26	2029	2034		
Approved Cluster Capacity	3,748	3,816	3,816	3,816	3,816	3,816	3,816	3,816		
Enrollment	3,623	3,640	3,631	3,619	3,623	3,618	3,750	3,820		
Space Available (deficit)	125	176	185	197	193	198	66	(4)		
<b>Utilization</b>	<b>96.7%</b>	<b>95.4%</b>	<b>95.2%</b>	<b>94.8%</b>	<b>94.9%</b>	<b>94.8%</b>	<b>98.3%</b>	<b>100.1%</b>		
Add Bethesda ES Addition				205	205	205	205	205		
<b>Space Available (deficit) after addition</b>	<b>125</b>	<b>176</b>	<b>185</b>	<b>402</b>	<b>398</b>	<b>403</b>	<b>271</b>	<b>201</b>		
<b>Utilization after addition</b>	<b>96.7%</b>	<b>95.4%</b>	<b>95.2%</b>	<b>90.0%</b>	<b>90.1%</b>	<b>90.0%</b>	<b>93.3%</b>	<b>95.0%</b>		

Comment: Without the addition project the cluster would be at 94.8% utilization by the end of the six-year period with space available at Westbrook ES. Planning and design appropriation requested in FY21

**Council Staff Recommendation:** B-CC ES Addition is a low priority project. Space is available at Westbrook ES

Walter Johnson Elementary School Cluster Capacity Review										
	FY21	FY22	FY23	FY24	FY25	FY26	2029	2034		
Approved Cluster Capacity	4,579	4,579	4,579	4,579	4,579	4,579	4,579	4,579		
Enrollment	4,703	4,749	4,755	4,771	4,723	4,607	4,740	4,890		
Space Available (deficit)	(124)	(170)	(176)	(192)	(144)	(28)	(161)	(311)		
<b>Utilization</b>	<b>102.7%</b>	<b>103.7%</b>	<b>103.8%</b>	<b>104.2%</b>	<b>103.1%</b>	<b>100.6%</b>	<b>103.5%</b>	<b>106.8%</b>		
Add B-COVUJ ES (New) opening TBD				-	-	-	-	-		
<b>Space Available (deficit) after addition</b>	<b>(124)</b>	<b>(170)</b>	<b>(176)</b>	<b>(192)</b>	<b>(144)</b>	<b>(28)</b>	<b>(161)</b>	<b>(311)</b>		
<b>Utilization after addition</b>	<b>102.7%</b>	<b>103.7%</b>	<b>103.8%</b>	<b>104.2%</b>	<b>103.1%</b>	<b>100.6%</b>	<b>103.5%</b>	<b>106.8%</b>		

Comment: Planning dollars are requested in FY25 and FY26 of the CIP. No Impact on the SSP Schools Test.

**Council Staff Recommendation:**

Clarksburg Elementary School Cluster Capacity Review										
	FY21	FY22	FY23	FY24	FY25	FY26	2029	2034		
Approved Cluster Capacity	4,089	4,089	4,089	4,089	4,089	4,089	4,089	4,089		
Enrollment	4,241	4,349	4,412	4,468	4,386	4,360	6,050	6,050		
Space Available (deficit)	(152)	(260)	(379)	(379)	(395)	(297)	(1,961)	(1,961)		
<b>Utilization</b>	<b>103.7%</b>	<b>106.4%</b>	<b>107.9%</b>	<b>109.3%</b>	<b>109.7%</b>	<b>107.3%</b>	<b>137.2%</b>	<b>148.0%</b>		
Add Clarksburg ES #9 (New)				740	740	740	740	740		
<b>Space Available (deficit) after addition</b>	<b>(152)</b>	<b>(260)</b>	<b>417</b>	<b>361</b>	<b>345</b>	<b>443</b>	<b>(781)</b>	<b>(1,221)</b>		
<b>Utilization after addition</b>	<b>103.7%</b>	<b>106.4%</b>	<b>91.4%</b>	<b>92.5%</b>	<b>92.9%</b>	<b>90.8%</b>	<b>116.2%</b>	<b>125.3%</b>		

Comment: Construction dollars are requested in FY21. Without the new school, capacity rises to 107.3% by FY26. No cluster-wide SSP issues at this time.

**Individual School Issues:**  
Clarksburg ES will go into moratorium without the new school. Adjacent capacity is not available.

**Council Staff Recommendation:** High priority

Damascus High School Capacity Review										
	FY21	FY22	FY23	FY24	FY25	FY26	2029	2034		
Approved Cluster Capacity	1,543	1,543	1,543	1,543	1,543	1,543	1,543	1,543		
Enrollment	1,417	1,446	1,456	1,456	1,427	1,371	1,198	1,269		
Space Available (deficit)	126	97	58	87	116	172	345	274		
<b>Utilization</b>	<b>91.8%</b>	<b>93.7%</b>	<b>96.2%</b>	<b>94.4%</b>	<b>92.5%</b>	<b>88.9%</b>	<b>77.6%</b>	<b>82.2%</b>		
Add capacity at Damascus HS as part of Facility Upgrade						562	562	562		
<b>Space Available (deficit) after reassignment</b>	<b>126</b>	<b>97</b>	<b>58</b>	<b>87</b>	<b>116</b>	<b>734</b>	<b>907</b>	<b>836</b>		
<b>Utilization after reassignment</b>	<b>91.8%</b>	<b>93.7%</b>	<b>96.2%</b>	<b>94.4%</b>	<b>92.5%</b>	<b>65.1%</b>	<b>56.9%</b>	<b>60.3%</b>		

Comment: Capacity issues are secondary with regard to this project. Primary issue is facility condition.

B-CC Elementary School Capacity Review										
	FY21	FY22	FY23	FY24	FY25	FY26	2029	2034		
Approved School Capacity	560	560	560	560	560	560	560	560		
Enrollment	689	724	731	735	734	736	736	736		
Space Available (deficit)	(139)	(164)	(171)	(175)	(174)	(176)	(171)	(171)		
<b>Utilization</b>	<b>124.8%</b>	<b>129.3%</b>	<b>130.5%</b>	<b>131.3%</b>	<b>131.1%</b>	<b>131.4%</b>	<b>131.1%</b>	<b>131.4%</b>		
Add Bethesda ES Addition				205	205	205	205	205		
<b>Space Available (deficit) after addition</b>	<b>(139)</b>	<b>(164)</b>	<b>(171)</b>	<b>30</b>	<b>31</b>	<b>29</b>	<b>205</b>	<b>205</b>		
<b>Utilization after addition</b>	<b>124.8%</b>	<b>129.3%</b>	<b>130.5%</b>	<b>96.1%</b>	<b>95.9%</b>	<b>96.2%</b>	<b>0.0%</b>	<b>0.0%</b>		

Comment: Without the addition project the school would be at 131.4% utilization by the end of the six-year period and the school assignment area would go into moratorium. Planning and design appropriation requested in FY21.

**Council Staff Recommendation:** B-CC ES Addition is a low priority project. Space is available at Westbrook ES

Clarksburg Middle School Capacity Review										
	FY21	FY22	FY23	FY24	FY25	FY26	2029	2034		
Approved Cluster Capacity	2,160	2,160	2,160	2,160	2,160	2,160	2,160	2,160		
Enrollment	1,978	2,025	2,011	2,004	2,065	2,159	2,302	2,387		
Space Available (deficit)	182	135	149	156	95	1	(142)	(227)		
<b>Utilization</b>	<b>91.6%</b>	<b>93.8%</b>	<b>93.1%</b>	<b>92.8%</b>	<b>95.6%</b>	<b>100.0%</b>	<b>106.6%</b>	<b>110.5%</b>		
Add capacity at Neelsville MS as part of Facility Upgrade					234	234	234	234		
<b>Space Available (deficit) after reassignment</b>	<b>182</b>	<b>135</b>	<b>149</b>	<b>156</b>	<b>329</b>	<b>235</b>	<b>92</b>	<b>7</b>		
<b>Utilization after reassignment</b>	<b>91.6%</b>	<b>93.8%</b>	<b>93.1%</b>	<b>92.8%</b>	<b>86.3%</b>	<b>90.2%</b>	<b>96.2%</b>	<b>99.7%</b>		

Comment: Capacity issues are secondary with regard to this project. Primary issue is facility condition.

Clarksburg Elementary School Capacity Review										
	FY21	FY22	FY23	FY24	FY25	FY26	2029	2034		
Approved School Capacity	311	311	311	311	311	311	311	311		
Enrollment	606	646	689	725	727	722	-	-		
Space Available (deficit)	(295)	(335)	(378)	(414)	(416)	(411)	311	311		
<b>Utilization</b>	<b>194.9%</b>	<b>207.7%</b>	<b>221.5%</b>	<b>233.1%</b>	<b>233.8%</b>	<b>232.2%</b>	<b>0.0%</b>	<b>0.0%</b>		
Add Clarksburg ES #9 (New)				740	740	740	740	740		
<b>Space Available (deficit) after addition</b>	<b>(295)</b>	<b>(335)</b>	<b>362</b>	<b>326</b>	<b>324</b>	<b>329</b>	<b>1,051</b>	<b>1,051</b>		
<b>Utilization after addition</b>	<b>194.9%</b>	<b>207.7%</b>	<b>65.6%</b>	<b>69.0%</b>	<b>69.2%</b>	<b>68.7%</b>	<b>0.0%</b>	<b>0.0%</b>		

Comment: Construction dollars are requested in FY21. Without the new school, cluster capacity rises to 107.3% by FY26. No cluster-wide SSP issues at this time.

**Individual School Issues:**  
Clarksburg ES will go into moratorium without the new school. Adjacent capacity is not available.

**Council Staff Recommendation:** High priority

Downcounty Consortium (Einstein HS) Elementary School Capacity Review									
	FY21	FY22	FY23	FY24	FY25	FY26	2029	2034	
Approved Cluster Capacity (Einstein Only)	2,878	2,878	2,878	2,878	2,878	2,878	-	-	
Enrollment (Blair Only)	2,971	2,974	2,974	2,957	2,938	2,892	-	-	
Space Available (deficit)	(93)	(96)	(96)	(79)	(60)	(14)	-	-	
<b>Utilization</b>	<b>103.2%</b>	<b>103.3%</b>	<b>103.3%</b>	<b>102.7%</b>	<b>102.1%</b>	<b>100.5%</b>			
Woodlin Major Capital Project				252	252	252			
<b>Space Available (deficit) after additions</b>	<b>(93)</b>	<b>(96)</b>	<b>(96)</b>	<b>173</b>	<b>192</b>	<b>238</b>			
<b>Utilization after additions</b>	<b>103.2%</b>	<b>103.3%</b>	<b>103.3%</b>	<b>94.5%</b>	<b>93.9%</b>	<b>92.9%</b>			
Comment: Cluster capacity issues are not a big issue. Primary issue is facility condition and Woodlin ES capacity.									

Downcounty Consortium (Wheaton HS) Middle School Capacity Review									
	FY21	FY22	FY23	FY24	FY25	FY26	2029	2034	
Approved Cluster Capacity (Blair Only)	1,572	1,572	1,572	1,572	1,572	1,572	1,572	1,572	
Enrollment (Blair Only)	1,668	1,619	1,587	1,594	1,637	1,668	1,675	1,728	
Space Available (deficit)	(96)	(47)	(15)	(22)	(65)	(96)	(103)	(158)	
<b>Utilization</b>	<b>106.1%</b>	<b>103.0%</b>	<b>101.0%</b>	<b>101.4%</b>	<b>104.1%</b>	<b>106.1%</b>	<b>106.6%</b>	<b>109.9%</b>	
Parkland MS Addition				255	255	255	255	255	
<b>Space Available (deficit) after additions</b>	<b>(96)</b>	<b>(47)</b>	<b>(15)</b>	<b>233</b>	<b>190</b>	<b>199</b>	<b>152</b>	<b>99</b>	
<b>Utilization after additions</b>	<b>106.1%</b>	<b>103.0%</b>	<b>101.0%</b>	<b>87.3%</b>	<b>89.6%</b>	<b>91.3%</b>	<b>91.7%</b>	<b>94.6%</b>	
Comment: Cluster will be below moratorium without project but utilization projected to climb somewhat. Issue is Parkland's capacity.									
Council Staff Recommendation: High Priority project.									

Gaithersburg Cluster Elementary School Capacity Review									
	FY21	FY22	FY23	FY24	FY25	FY26	2029	2034	
Approved Cluster Capacity	3,875	3,875	3,875	3,875	3,875	3,875	3,875	3,875	
Enrollment (Einstein Area Only)	4,343	4,342	4,385	4,393	4,415	4,404	4,740	5,150	
Space Available (deficit)	(468)	(467)	(510)	(518)	(540)	(529)	(865)	(1,275)	
<b>Utilization</b>	<b>112.1%</b>	<b>112.1%</b>	<b>113.2%</b>	<b>113.4%</b>	<b>113.9%</b>	<b>113.7%</b>	<b>122.3%</b>	<b>132.9%</b>	
Gaithersburg Cluster ES #8			740	740	740	740	740	740	
<b>Space Available (deficit) after additions</b>	<b>(468)</b>	<b>(467)</b>	<b>230</b>	<b>222</b>	<b>200</b>	<b>211</b>			
<b>Utilization after additions</b>	<b>112.1%</b>	<b>112.1%</b>	<b>95.0%</b>	<b>95.2%</b>	<b>95.7%</b>	<b>95.4%</b>	<b>102.7%</b>	<b>111.6%</b>	
Council Staff Recommendation: High Priority. Cluster utilization gets steadily worse, but does not fall SSP. Specific schools at issue though.									

Burnt Mills ES (Northeast Consortium)									
	FY21	FY22	FY23	FY24	FY25	FY26	2029	2034	
Approved School Capacity	392	392	392	392	392	392			
Enrollment	576	571	575	575	580	585			
Space Available (deficit)	(184)	(179)	(183)	(183)	(188)	(193)			
<b>Utilization</b>	<b>146.9%</b>	<b>145.7%</b>	<b>146.7%</b>	<b>146.7%</b>	<b>148.0%</b>	<b>149.2%</b>	<b>#DIV/0!</b>	<b>#DIV/0!</b>	
Major Capital Project				348	348	348	348	348	
<b>Space Available (deficit) after project</b>	<b>(184)</b>	<b>(179)</b>	<b>(183)</b>	<b>165</b>	<b>160</b>	<b>155</b>	<b>348</b>	<b>348</b>	
<b>Utilization after mod and additions</b>	<b>146.9%</b>	<b>145.7%</b>	<b>146.7%</b>	<b>77.7%</b>	<b>76.4%</b>	<b>79.1%</b>	<b>0.0%</b>	<b>0.0%</b>	
Comment: Very high utilization rate. Some adjacent capacity available at Cannon Rd ES, Creshaven ES, and Jackson Road ES, Fairland ES, but boundary changes would have to involve multiple schools in the area. Plus project is also intended to address major facility deficiencies.									
Council Staff Recommendation: High Priority									

Downcounty Consortium (Einstein HS) Elementary School Capacity Review									
	FY21	FY22	FY23	FY24	FY25	FY26	2029	2034	
Approved School Capacity - Woodlin ES	489	489	489	489	489	489	2,938	2,892	
Enrollment (Woodlin ES Only)	542	542	536	537	538	536			
Space Available (deficit)	(53)	(53)	(48)	(47)	(49)	(47)			
<b>Utilization</b>	<b>110.8%</b>	<b>110.8%</b>	<b>109.6%</b>	<b>109.8%</b>	<b>110.0%</b>	<b>109.6%</b>			
Woodlin Major Capital Project				252	252	252			
<b>Space Available (deficit) after additions</b>	<b>(53)</b>	<b>(53)</b>	<b>(47)</b>	<b>204</b>	<b>203</b>	<b>205</b>			
<b>Utilization after additions</b>	<b>110.8%</b>	<b>110.8%</b>	<b>109.6%</b>	<b>72.5%</b>	<b>72.6%</b>	<b>72.3%</b>			
Comment: Utilization is an issue at Woodlin but below SSP test levels. Adjacent capacity is not available. Facility condition is an issue.									

Parkland MS Downcounty Consortium (Wheaton HS) Middle School Capacity Review									
	FY21	FY22	FY23	FY24	FY25	FY26	2029	2034	
Approved School Capacity (Parkland MS)	948	948	948	948	948	948	948	948	
Enrollment (Parkland MS)	1,157	1,118	1,102	1,106	1,151	1,142	1,142	1,129	
Space Available (deficit)	(209)	(170)	(154)	(158)	(203)	(194)	(194)	(181)	
<b>Utilization</b>	<b>122.0%</b>	<b>117.9%</b>	<b>116.2%</b>	<b>116.7%</b>	<b>121.4%</b>	<b>120.5%</b>	<b>120.5%</b>	<b>119.1%</b>	
Parkland MS Addition				255	255	255	255	255	
<b>Space Available (deficit) after additions</b>	<b>(209)</b>	<b>(170)</b>	<b>(154)</b>	<b>97</b>	<b>52</b>	<b>61</b>	<b>61</b>	<b>74</b>	
<b>Utilization after additions</b>	<b>122.0%</b>	<b>117.9%</b>	<b>116.2%</b>	<b>91.9%</b>	<b>95.7%</b>	<b>94.9%</b>	<b>94.9%</b>	<b>93.8%</b>	
Comment: School will fall SSP test without the addition. Cluster will be below moratorium without project but utilization projected to climb somewhat.									
Council Staff Recommendation: High Priority project.									

Col E. Brooke Lee MS Downcounty Consortium (Northwood and Kennedy HS) Middle School Capacity Review									
	FY21	FY22	FY23	FY24	FY25	FY26	2029	2034	
Approved School Capacity	727	727	727	727	727	727	727	727	
Enrollment	778	766	789	774	781	774	798	821	
Space Available (deficit)	(51)	(39)	(62)	(47)	(54)	(47)	(71)	(94)	
<b>Utilization</b>	<b>107.0%</b>	<b>105.4%</b>	<b>108.5%</b>	<b>106.5%</b>	<b>107.4%</b>	<b>106.5%</b>	<b>109.8%</b>	<b>112.9%</b>	
Col E. Brooke Lee MS Replacement				281	281	281	281	281	
<b>Space Available (deficit) after additions</b>	<b>(51)</b>	<b>(39)</b>	<b>219</b>	<b>234</b>	<b>227</b>	<b>234</b>	<b>210</b>	<b>187</b>	
<b>Utilization after additions</b>	<b>107.0%</b>	<b>105.4%</b>	<b>78.3%</b>	<b>76.8%</b>	<b>77.5%</b>	<b>76.8%</b>	<b>79.2%</b>	<b>81.4%</b>	
Comment: School will not fall SSP test without replacement. Issue is facility condition.									
Council Staff Recommendation: High Priority project.									

Gaithersburg Cluster ES Capacity Review									
	FY21	FY22	FY23	FY24	FY25	FY26	Seat Deficit		
Gaithersburg ES Utilization							119.8%	(146)	
Rosemont ES Utilization							118.1%	(103)	
Strawberry Knolls ES Utilization							148.6%	(223)	
Summit Hill ES Utilization							154.0%	(247)	
Gaithersburg Cluster ES #6 (+740 seats)								21	
All 4 schools have substantial over-utilization with two schools failing the SSP test and the other two almost failing.									
Council Staff Recommendation: High Priority									

Greshaven ES (Northeast Consortium)									
	FY21	FY22	FY23	FY24	FY25	FY26	2029	2034	
Approved School Capacity	454	454	454	454	454	454			
Enrollment	492	480	481	497	496	499			
Space Available (deficit)	(38)	(26)	(27)	(43)	(42)	(45)			
Utilization	108.4%	105.7%	105.9%	109.5%	109.3%	109.9%	#DIV/0!	#DIV/0!	
Addition Project			253	253	253	253	253	253	
Space Available (deficit) after mod and addition	(38)	(26)	226	210	211	208	253	253	
Utilization after mod and addition	108.4%	105.7%	68.0%	70.3%	70.2%	70.6%	0.0%	0.0%	
Comment: The addition project would drop utilization to 70.3%. Utilization is high but does not fail SSP test without project.									
Council Staff Recommendation: Medium priority.									

JoAnn Leleck ES at Broad Acres (Northeast Consortium)								
	FY21	FY22	FY23	FY24	FY25	FY26	2029	2034
Approved Cluster Capacity	715	715	715	715	715	715	715	715
Enrollment	887	904	912	904	912	886	2,480	2,400
Space Available (deficit)	(172)	(189)	(197)	(189)	(197)	(171)	(1,765)	(1,685)
Utilization	124.1%	126.4%	127.6%	126.4%	127.6%	123.9%	346.9%	335.7%
Roscoe Nix ES Addition			233	233	233			
			233	233	233			
Space Available (deficit) after additions	(172)	(189)	36	44	36	62	(1,765)	(1,685)
Utilization after additions	124.1%	126.4%	96.2%	95.4%	96.2%	93.5%	346.9%	335.7%
Comment: Without the Nix addition, the school fails the SSP test								

Council Staff Recommendation: High Priority									
Poolesville High School Cluster Review									
	FY21	FY22	FY23	FY24	FY25	FY26	2029	2034	
Approved Cluster Capacity	1,170	1,170	1,170	1,170	1,170	1,170	1,170	1,170	
Enrollment	1,188	1,197	1,267	1,277	1,267	1,349	1,522	1,698	
Space Available (deficit)	(18)	(27)	(97)	(107)	(97)	(179)	(352)	(528)	
Utilization	101.5%	102.3%	108.3%	109.1%	108.3%	115.3%	130.1%	145.1%	
Major Capital Project					335	335	335	335	
Space Available (deficit) after additions	(18)	(27)	(97)	(107)	238	156	(17)	(193)	
Utilization after additions	101.5%	102.3%	108.3%	109.1%	84.2%	89.6%	101.1%	112.8%	
Comment: The major capital project will address facility renovation needs as well as moderate overutilization. No SSP issues though.									
Council Staff Recommendation: High Priority for renovation. Low priority for capacity.									

South Lake ES Review								
	FY21	FY22	FY23	FY24	FY25	FY26	2029	2034
Approved School Capacity	694	694	694	694	694	694		
Enrollment	910	934	918	909	874	839		
Space Available (deficit)	(216)	(240)	(224)	(215)	(180)	(145)		
Utilization	131.1%	134.6%	132.3%	131.0%	125.9%	120.9%	#DW/0!	#DW/0!
South Lake ES Major Capital Project								
			69	69	69	69	69	69
Space Available (deficit) after addition	(216)	(240)	(224)	(146)	(111)	(76)	69	69
Utilization after addition	131.1%	134.6%	132.3%	119.1%	114.5%	110.0%	0.0%	0.0%
Comment: No cluster-wide SSP issues. However, South Lake ES fails the SSP test without the major capital project. Other capacity reviews planned in the cluster for Stedwick, Watkins Mill ES, and Whetstone ES.								
Council Staff Recommendation: High priority project. Project is needed both for capacity and renovation.								

Watkins Mill Elementary School Cluster Review									
	FY21	FY22	FY23	FY24	FY25	FY26	2029	2034	
Approved Cluster Capacity	2,773	2,773	2,773	2,773	2,773	2,773	2,773	2,773	
Enrollment	2,929	2,939	2,928	2,926	2,899	2,841	2,780	2,730	
Space Available (deficit)	(156)	(166)	(155)	(153)	(126)	(68)	(7)	43	
Utilization	105.6%	106.0%	105.6%	105.5%	104.5%	102.5%	100.3%	98.4%	
South Lake ES Major Capital Project			69	69	69	69	69	69	
Space Available (deficit) after addition	(156)	(166)	(155)	(84)	(57)	1	62	112	
Utilization after addition	105.6%	106.0%	105.6%	103.0%	102.0%	100.0%	97.8%	96.1%	
Comment: No cluster-wide SSP issues. However, South Lake ES falls the SSP test without the major capital project.									
Council Staff Recommendation: High priority project. Deferral would not lead to moratorium but would continue significant overcrowding. Project delay could be done without affecting SSP test in FY22.									

Albert Einstein HS Cluster								
	FY21	FY22	FY23	FY24	FY25	FY26	2029	2034
Approved Capacity	1,629	1,629	1,629	1,629	1,629	1,629	1,629	1,629
Enrollment	1,879	1,907	2,008	2,051	2,088	2,126	2,146	2,230
Space Available (deficit)	(250)	(278)	(379)	(422)	(459)	(497)	(517)	(601)
Utilization	115.3%	117.1%	123.3%	125.9%	128.2%	130.5%	131.7%	136.9%
Space Available (Deficit) after new projects	(250)	(278)	(379)	(422)	(459)	(497)	(517)	(601)
Utilization after addition	115.3%	117.1%	123.3%	125.9%	128.2%	130.5%	131.7%	136.9%
Comment: Without relief, Einstein would face severe overcrowding and fail the SSP test.								

Northwood High School									
	FY21	FY22	FY23	FY24	FY25	FY26	2029	2034	
Approved Capacity	1,508	1,508	1,508	1,508	1,508	1,508	1,508	1,508	
Enrollment	1,839	1,885	1,936	1,994	2,004	2,007	2,049	2,113	
Space Available (deficit)	(331)	(377)	(428)	(486)	(466)	(499)	(541)	(605)	
Utilization	121.9%	125.0%	128.4%	132.2%	132.9%	133.1%	135.9%	140.1%	
Northwood HS Addition/Facility Upgrades									
						1,192	1,192	1,192	
Space Available (Deficit) after new projects	(331)	(377)	(428)	(486)	(466)	693	651	587	
Utilization after addition	121.9%	125.0%	128.4%	132.2%	132.9%	74.3%	75.9%	78.3%	
Comment: Without the addition, Northwood High School would face severe overcrowding and fail the SSP Test.									

Blair High School								
	FY21	FY22	FY23	FY24	FY25	FY26	2029	2034
Approved Capacity	2,889	2,889	2,889	2,889	2,889	2,889	2,889	2,889
Enrollment	3,227	3,315	3,386	3,466	3,554	3,543	3,562	3,764
Space Available (deficit)	(338)	(426)	(497)	(577)	(665)	(654)	(673)	(875)
Utilization	111.7%	114.7%	117.2%	120.0%	123.0%	122.6%	123.3%	130.3%
Space Available (Deficit) after new projects	(338)	(426)	(497)	(577)	(665)	(654)	(673)	(875)
Utilization after addition	111.7%	114.7%	117.2%	120.0%	123.0%	122.6%	123.3%	130.3%
Comment: Without additional capacity, the Blair Cluster will go into moratorium. Approved projects at Northwood and Woodward need to remain in place to avoid moratorium.								

Blair/Northwood/Einstein High Schools									
	FY21	FY22	FY23	FY24	FY25	FY26	2029	2034	
Approved Capacity	6,026	6,026	6,026	6,026	6,026	6,026	6,026	6,026	
Enrollment	6,945	7,107	7,330	7,511	7,646	7,676	7,757	8,107	
Space Available (deficit)	(919)	(1,081)	(1,304)	(1,485)	(1,620)	(1,650)	(1,731)	(2,081)	
Utilization	115.3%	117.9%	121.6%	124.6%	126.9%	127.4%	128.7%	134.5%	
Seats Needed to get to 115%									
						650			
Space Available (Deficit) after new projects	(919)	(1,081)	(1,304)	(1,485)	(1,620)	(1,000)	(1,731)	(2,081)	
Utilization after addition	115.3%	117.9%	121.6%	124.6%	126.9%	115.0%	128.7%	134.5%	
Comment: Without additional capacity, all three clusters go into moratorium. Combined, an additional 650 seats are needed to bring the average across all three schools down to 115%.									



Quince Orchard ES Cluster Review												
	FY21	FY22	FY23	FY24	FY25	FY26	2029	2034				
Approved Cluster Capacity	2,956	2,956	2,956	2,956	2,956	2,956	2,956	2,956				
Enrollment	3,119	3,140	3,170	3,171	3,126	3,080	2,670	2,670				
Space Available (deficit)	(163)	(184)	(214)	(215)	(170)	(124)	286	286				
Utilization	105.5%	106.2%	107.2%	107.3%	105.8%	104.2%	90.3%	90.3%				
Dulief ES Addition (to relieve Rachel Carson)			326	326	326	326	326	326				
Space Available (deficit) after addition	(163)	(184)	112	111	156	202	612	612				
Utilization after additions	105.5%	106.2%	96.6%	96.6%	95.2%	93.8%	81.4%	81.4%				
Comment: Cluster enrollment shows some modest overutilization. Rachel Carson ES however needs relief to avoid failing the SSP.												
Council Staff Recommendation: High Priority												

Crown Farm High School Projected Space (Deficit)												
	FY21 2020-21	FY22 2021-22	FY23 2022-23	FY24 2023-24	FY25 2024-25	FY26 2025-26	2029	2034				
- Gainesburg HS	(36)	(94)	(238)	(249)	(325)	(397)	(421)	(537)				
- Richard Montgomery HS	(221)	(249)	(348)	(418)	(485)	(587)	(559)	(663)				
- Northwest HS*	(343)	(273)	(253)	(226)	(225)	(298)	(328)	(334)				
- Quince Orchard HS	(483)	(483)	(562)	(620)	(669)	(646)	(617)	(645)				
- Woodton HS	67	72	61	111	108	120	119	136				
Total Excess Capacity (Deficit)	(943)	(1,027)	(1,341)	(1,402)	(1,596)	(1,808)	(1,806)	(1,963)				
Comment: Gainesburg, Quince Orchard, and Richard Montgomery are in need of relief and the deficit gets worse over time.												
High priority project												

\*A portion of the increased capacity at Semeca Valley HS will alleviate overcrowding at Northwest High School

Stonegate ES (Northeast Consortium)								
	FY21	FY22	FY23	FY24	FY25	FY26	2029	2034
Approved Capacity	385	385	385	385	385	385		
Enrollment	486	484	471	479	478	480		
Space Available (deficit)	(101)	(99)	(86)	(94)	(93)	(95)	-	-
Utilization	126.2%	125.7%	122.3%	124.4%	124.2%	124.7%	#DIV/0!	#DIV/0!
Page ES Addition			251	251	251			
Space Available (deficit) after additions	(101)	(99)	(86)	157	158	156	-	-
Utilization after additions	126.2%	125.7%	122.3%	75.3%	75.2%	75.5%	#DIV/0!	#DIV/0!
Comment: Stonegate has high utilization without the addition but does not fail the SSP test.								
Council Staff Recommendation: High Priority								

Rachel Carson ES Review								
	FY21	FY22	FY23	FY24	FY25	FY26	2029	2034
Approved School Capacity	682	682	682	682	682	682		
Enrollment	873	874	876	876	878	879	-	-
Space Available (deficit)	(191)	(182)	(184)	(184)	(186)	(187)	-	-
Utilization	126.2%	126.3%	126.6%	126.6%	126.9%	127.0%	#DIV/0!	#DIV/0!
Dulief ES Addition (to relieve Rachel Carson)			326	326	326	326	326	326
Space Available (deficit) after addition	(181)	(182)	142	142	140	139	326	326
Utilization after additions	126.2%	126.3%	86.1%	86.1%	86.2%	86.3%	0.0%	0.0%
Comment: Without the addition, Rachel Carson ES fails the SSP test. Adjacent capacity not available in the OO cluster.								
Council Staff Recommendation: High Priority								

Crown Farm High School												
Projected Space (Deficit)	FY21 2020-21	FY22 2021-22	FY23 2022-23	FY24 2023-24	FY25 2024-25	FY26 2025-26	2029	2034	FY26 Utilization			
- Gallahersburg HS	(36)	(94)	(239)	(249)	(325)	(397)	(421)	(577)	116.3%	126.2%	126.2%	
- Richard Montgomery HS	(221)	(249)	(348)	(418)	(485)	(587)	(559)	(663)	123.0%	126.2%	126.2%	
- Northwest HS*	(343)	(273)	(253)	(226)	(225)	(298)	(328)	(334)	113.0%	126.2%	126.2%	
- Quince Orchard HS	(410)	(483)	(562)	(620)	(669)	(646)	(617)	(545)	136.1%	136.1%	136.1%	
- Wootton HS	67	72	61	111	108	120	119	136	94.4%	94.4%	94.4%	
<b>Total Excess Capacity (Deficit)</b>	<b>(943)</b>	<b>(1,027)</b>	<b>(1,341)</b>	<b>(1,402)</b>	<b>(1,596)</b>	<b>(1,808)</b>	<b>(1,806)</b>	<b>(1,963)</b>				
Comment: Gallahersburg, Quince Orchard, and Richard Montgomery are in need of relief and the deficit gets worse over time.												
High priority project												
*A portion of the increased capacity at Seneca Valley HS will alleviate overcrowding at Northwest High School.												

A	B	C	D	E	F	G	H	I	J	K	L	M	N
Capital Project	Major Element	Notes	Acceptable Life Span (Years)	Inventory	Units	How much/many should be replaced annually	Average Cost	Acceptable Annual Replacement Cost	FY20 Approved	FY21 Request	Future Funding Level	Backlog	Criticality Rating
Montgomery County Public Schools													
Infrastructure Maintenance: Capital Improvements Program													
25	Fire Safety	Life Safety Equip	15	248	systems	17	\$177,381	\$4,045,000	\$817,000	\$817,000	Higher	\$12,783,000	5
26	Food Service Equipment	Kitchen hoods	30	142	each	1	\$95,727	\$919,000	\$0	\$0	Higher	\$4,322,000	5
27	PLAR: Door/Window	Exterior Doors/Windows	30	1,540,500	sf	27,356	\$168	\$4,604,000	\$300,000	\$550,000	Higher	\$28,430,000	3
28		Interior Doors/Solid wood doors	20	1,301,500	sf	26,295	\$61	\$1,604,000	\$200,000	\$120,000	Higher	\$8,451,000	2
29		Elec Service/ Distribution	35	25,203,703	sf	720,106	\$6	\$608,000	\$260,000	\$976,000			4
30	PLAR: Electrical	Emergency Power	25	25,203,703	sf	1,008,148	\$18	\$232,331	\$1,012,500	\$412,500	Higher	\$44,724,000	5
31		Lighting and Branch Wiring	20	25,203,703	sf	1,260,185	\$18	\$7,813,000	\$337,500	\$137,500			4
32	PLAR: Electronics	Stage Lighting, Security System, PA, Library Gates, Sound Systems	20	620	systems	31	\$228,888	\$7,095,528	\$75,000	\$125,000	Higher	\$10,385,000	5
33													
34	PLAR: Elevators	Building Elevators	20	201	each	10	\$317,000	\$3,170,000	\$1,000,000	\$300,000	Higher	\$4,834,800	4
35		Handicap Lifts	15	109	each	7	\$62,000	\$434,000	\$130,000	\$175,000	Higher	\$600,000	4
36		Ceiling	20	25,013,940	sf	1,250,697	\$9	\$13,464,000	\$450,000	\$375,000	Higher		1
37	PLAR: Finishes	Floor	20	25,013,940	sf	1,250,697	\$8	\$12,806,000	\$755,000	\$305,000	Higher	\$114,693,000	2
38		Wall	10	54,823,547	sf	5,482,355	\$4	\$3,972,000	\$531,000	\$250,000	Higher		1
39		System	35	25,013,940	sf	714,684	\$13	\$882,000	\$25,000	\$450,000	Higher	\$4,500,000	4
40	PLAR: Plumbing	(Non Restroom) fixtures	25	25,013,940	sf	1,000,558	\$14	\$216,210	\$25,000	\$55,000	Higher	\$2,600,000	4
41		Lockers	20	70	schools	4	\$360,000	\$2,453,000	\$425,000	\$350,000	Higher	\$11,656,000	2
42	PLAR: Equipment	Playground	20	570	pieces or systems	29	\$41,463	\$1,202,427	\$425,000	\$425,000	Higher	\$9,000,000	2
43			15	25,013,940	sf	1,667,596	\$2.24	\$3,734,000	\$110,000	\$0	Higher	\$26,023,000	2
44	PLAR: Casework		20	25	each	2	\$351,500	\$703,000	\$0	\$0	Higher	\$3,850,000	2
45	PLAR: Auditorium	Seating, Stage Curtain											



A	B	C	D	E	F	G	H	I	J	K	L	M	N
Capital Project	Major Element	Notes	Acceptable Life Span (Years)	Inventory	Units	How much/many should be replaced annually	Average Cost	Acceptable Annual Replacement Cost	FY20 Approved	FY21 Request	Future Funding Level	Backlog	Criticality Rating
1													
2													
46	Pavement	Parking lot/driveway	20	18,628,000	sf	204,248	\$12	\$2,500,000	\$1,985,000	\$1,525,000	Higher	\$20,000,000	3
47	Curb/Gutter/Sidewalks		30	4,235,000	lf	141,167	\$12	\$1,727,884	\$235,000	\$215,000	Higher	\$5,000,000	2
48	Paved play area	Tennis/Basketball	20	10,376,000	sf	100,000	\$12	\$1,224,000	\$1,290,000	\$1,130,000	Higher	\$8,000,000	1
49	Indoor Bleachers/Partitions		30	66	each	2	\$128,000	\$1,071,000	\$0	\$0	Higher	\$8,804,000	1
50	Outdoor Bleacher/Grandstand		30	26	each	0.3	\$827,000	\$248,100	\$0	\$0	Higher	\$2,800,000	3
51	Fencing		30	900,000	lf	30,000	\$17	\$520,200	\$90,000	\$30,000	Higher	\$6,250,000	2
52	Athletic fields	Baseball, soccer, Football	20	280	fields	14	\$215,000	\$3,010,000	\$75,000	\$0	Higher	\$16,350,000	2
53	Stormwater Mgmt		45	167	schools	4	\$50,000	\$200,000	\$616,000	\$616,000	Same	\$8,750,000	2
54	PLAR: QZAB Funding											n/a	
55	PLAR: ASP Funding								\$608,564	\$0		n/a	
56	PLAR: Total								\$604,463	\$602,561		\$345,700,800	
57	HVAC	Chillers	25	286	each	8	\$300,000	\$2,400,000	\$2,400,000	\$4,200,000	Higher		E.g.
58		Distribution Systems	30	25,990,076	sf	735,000	\$28	\$20,580,000	\$13,440,000	\$20,520,000	Higher		5
59		Boilers	25	465	each	13	\$175,000	\$2,275,000	\$1,400,000	\$2,450,000	Higher		5
60		Air Handling Units	20	1,019	each	28	\$95,000	\$2,660,000	\$760,000	\$1,330,000	Higher		5
61	HVAC: Total							\$27,915,000	\$18,000,000	\$28,500,000	Higher	\$125,580,269	5
62	Restroom Renovation	Plumbing fixtures (restrooms)	25	17,025	each	681	\$865	\$589,065	\$1,700,000	\$3,750,000	Higher	\$29,154,714	4
63		Specialized Finishes	20	3,117	rest-rooms	156	\$14,150	\$2,207,400	\$500,000	\$1,250,000	Higher	\$5,194,000	2
64	Restroom: Total							\$2,796,465	\$2,200,000	\$5,000,000		\$7,620,000	
65	Energy Mgt System	EMS	20	207	systems	10	\$205,700	\$2,057,000	\$1,400,000	\$2,760,000	\$2,760,000	\$7,619,167	4
66	Roof Replacement	Roof Replacement	20	17,013,988	sf	565,000	\$22	\$12,430,000	\$9,500,000	\$15,000,000	Higher	\$40,516,785	5



82

## Council Staff Report Addendum

### May 4 Council Session Agenda Item #1

#### Additional Information on MCPS’ “Non-Recommended Reductions”

##### Clarksburg Cluster ES #9 (New)

	Total	Total 6 Years	FY19	FY20	FY21	FY22	FY23	FY24
<b>FY19-24 Amended</b>	<b>38,486</b>	<b>38,486</b>		1,192	5,156	19,864	12,274	
<b>FY21-26 BOE Proposed</b>	<b>38,486</b>	<b>37,294</b>		1,192	5,156	19,864	12,274	
<b>FY21-26 Non-Rec Reductions</b>	<b>38,486</b>	<b>37,294</b>		1,192	895	4,857	19,268	12,274
change from BOE proposed		-	-	-	(4,261)	(15,007)	6,994	12,274

This approved project provides for the construction of a 740-seat elementary school at the intersection of Clarksburg Road (Route 121) and Byrne Park Road in the Cabin Branch area of Clarksburg. The school was first approved by the Council in the FY19-24 CIP on the same schedule as currently proposed by the Board of Education (with architectural planning and design begun in FY20, construction beginning in FY21, and a completion date of September 2022).

A boundary study is recommended to begin in fall 2020 to consider the assignment of students to the new school. Clarksburg ES (currently with 9 relocatable classrooms and utilization in the 200% range) is in the most need of relief, although Captain James Daly ES, Snowden Farm ES, and Wilson Wims ES also have projected space deficits during the six-year period.

The “non-recommended” reductions would keep the planning work on schedule but delay construction of the project by one year with a completion date pushed back to September 2023. Since the project would still be completed by September 2025, the potential delay does not impact the Subdivision Staging Policy Schools Test.

##### Dufief ES Addition/Facility Upgrade

	Total	Total 6 Years	FY19	FY20	FY21	FY22	FY23	FY24
<b>FY19-24 Amended</b>	<b>38,028</b>	<b>38,028</b>	650	532	4,234	20,625	11,987	
<b>FY21-26 BOE Proposed</b>	<b>38,028</b>	<b>36,846</b>	650	532	4,234	18,625	13,987	
<b>FY21-26 Non-Rec Reductions</b>	<b>38,028</b>	<b>36,846</b>	650	532	894	6,340	15,625	13,987
change from BOE proposed		-	-	-	(3,340)	(12,285)	1,638	13,987

This approved project will provide increased capacity (+326 seats) to relieve severely overcrowded Rachel Carson ES (126.2% utilization projected in FY21). As part of this project, Dufief ES will have existing spaces reconfigured and have building systems upgraded. This project was first approved by the Council in the FY19-24 CIP on the same schedule as currently proposed by the Board of Education (with architectural planning and design begun in FY19, construction beginning in FY21, and a completion date of September 2022).

The “non-recommended” reductions would delay construction of the project by one year with a completion date pushed back to September 2023. Since the project would still be completed by September 2025, the potential delay does not impact the Subdivision Staging Policy Schools Test.

### William T. Page ES Addition

	Total	Total 6 Years	FY21	FY22	FY23	FY24	FY25	FY26
<b>FY19-24 Amended</b>	-	-						
<b>FY21-26 BOE Proposed</b>	20,614	20,614	2,247	2,460	9,347	6,560		
<b>FY21-26 Non-Rec Reductions</b>	20,614	20,614	1,000	550	3,322	9,182	6,560	
change from BOE proposed		-	(1,247)	(1,910)	(6,025)	2,622	6,560	-

This proposed project would provide an addition (+345 seats) to relieve projected overutilization at the school (at will provide increased capacity (+326 seats) to relieve severely overcrowding at the school (173% utilization projected in FY21; 10 relocatable classrooms). The project would begin architectural planning and design in FY21, construction beginning in FY22, and a completion date of September 2023).

The “non-recommended” reductions would have construction of the project begin in FY23 with a completion date of September 2024. Planning and design work would begin as proposed in FY21. Since the project would still be completed by September 2025, the potential delay does not impact the Subdivision Staging Policy Schools Test.

### Crown High School

	Total	Total 6 Years	FY21	FY22	FY23	FY24	FY25	FY26	Beyond 6 Years
<b>FY19-24 Amended</b>	136,302	125,842	3,892	5,939	40,245	74,244			10,460
<b>FY21-26 BOE Proposed</b>	136,302	134,780	3,892	5,939	20,245	59,244	30,460	15,000	
<b>FY21-26 Non-Rec Reductions</b>	136,302	99,780	1,891	2,001	5,939	12,245	34,244	43,460	35,000
change from BOE proposed		(35,000)	(2,001)	(3,938)	(14,306)	(46,999)	3,784	28,460	35,000

This approved project provides for the construction of a new high school on the Crown site in the City of Gaithersburg. This project would relieve overutilization at numerous high schools in the area including Gaithersburg, Richard Montgomery, Northwest, Quince Orchard, and Wootton.

This project was first approved by the Council in the FY19-24 CIP on the same schedule as currently proposed by the Board of Education (with architectural planning and design begun in FY20, sitework beginning in FY21, construction beginning in FY22, and a completion date of September 2025).

The “non-recommended” reductions would delay construction of the project by one year with a completion date pushed back to September 2026. Planning and design work would continue on the current schedule. **Since the project’s completion would be pushed beyond September 2025, the potential delay would impact the Subdivision Staging Policy Schools Test and the Quince Orchard Cluster (136.1% utilization in FY26) and Richard Montgomery Cluster (126.2% utilization in FY26) would go into moratorium as of July 1, 2020. Planning Department staff have noted there are active development requests in the Richard Montgomery Cluster.**

### Northwood High School Addition/Facility Upgrade

	Total	Total 6 Years	FY21	FY22	FY23	FY24	FY25	FY26	Beyond 6 Years
<b>FY19-24 Amended</b>	123,356	91,571	2,068	14,922	26,619	42,944			31,785
<b>FY21-26 BOE Proposed</b>	138,356	133,338	2,068	11,922	35,119	52,444	28,531	3,254	
<b>FY21-26 Non-Rec Reductions</b>	138,356	124,084	2,068	2,287	9,635	22,119	47,444	40,531	9,254
change from BOE proposed		(9,254)	-	(9,635)	(25,484)	(30,325)	18,913	37,277	9,254

This approved project provides for the expansion (+1,192 seats) to the school to address utilization issues (133.1% utilization in FY26) and reconfiguration of spaces and upgrading of building systems. Planning and architectural design of this project began in FY19.

In the spring of 2019, the Board affirmed its support for housing Northwood High School at the Woodward facility during the planned facility upgrade work at Northwood High School. This means the two associated capital projects are linked in terms of timing. Under the Board's approach, the assumed timeline is:

- Initial construction work at the Woodward HS facility begins in Fall 2020
- Students from Northwood HS relocate to Woodward for the 2023-24 and 2024-25 school years
- Two-year construction of Northwood HS facility begins
- Students return to Northwood HS September 2025
- Final site work activities continue at Northwood HS through summer 2026
- Woodward reopens in September 2025 as a comprehensive high school.

The Board's proposed FY21-26 CIP assumes this same schedule for both projects. The Northwood project also includes a significant cost increase (12.2 percent increase in total project cost).

The "non-recommended" reductions would delay construction of the Northwood project by one year with a completion date pushed back to September 2026. Planning and design work would continue on the current schedule. **Since the project's completion would be pushed beyond September 2025, the potential delay would impact the Subdivision Staging Policy Schools Test and the Einstein Cluster (130.5% utilization) and the Blair Cluster (122.6% utilization in FY26) would go into moratorium as of July 1, 2020. Planning Department staff have noted there are active development requests in the Einstein Cluster and potential applicants in the Blair cluster have noted interest (but no applications filed at this time, perhaps because the cluster is currently in moratorium).**

#### Charles W. Woodward High School Reopening

	Total	Total 6 Years	FY21	FY22	FY23	FY24	FY25	FY26	Beyond 6 Years
FY19-24 Amended	120,235	116,235	46,239	43,508	14,836	6,392			4,000
FY21-26 BOE Proposed	128,235	122,975	46,239	32,508	25,836	6,392	9,532	2,468	
FY21-26 Non-Rec Reductions	128,235	114,507	2,132	28,107	22,508	22,836	16,392	22,532	8,468
change from BOE proposed		(8,468)	(44,107)	(4,401)	(3,328)	16,444	6,860	20,064	8,468

This approved project provides for the reopening of this school to address overutilization issues in the Walter Johnson Cluster and the Downcounty Consortium. As noted earlier in the Northwood High School discussion, this facility will house Northwood High School while that school's addition/facility upgrade is under construction.

The Board's proposed FY21-26 CIP assumes this same schedule for both projects. The Woodward project includes a total project cost of about 6.7 percent.

The "non-recommended" reductions would delay construction of the Woodward project by one year with a completion date pushed back to September 2026. Planning and design work would continue on the current schedule. **Since the project's completion would be pushed beyond September 2025, the**

potential delay would impact the Subdivision Staging Policy Schools Test and the Einstein, Blair, and Walter Johnson clusters would remain in moratorium and the Northwood cluster would go into moratorium. Planning Department staff have noted that there are active development requests in the Einstein, Walter Johnson, Richard Montgomery, and Northwood clusters. In addition, Planning Staff have noted potential applicants have expressed an interest within the Blair Cluster, but nothing has been filed (perhaps because the cluster is currently in moratorium).

#### **Bethesda Elementary School Addition**

	<b>Total</b>	<b>Total 6 Years</b>	<b>FY21</b>	<b>FY22</b>	<b>FY23</b>	<b>FY24</b>	<b>FY25</b>	<b>FY26</b>
<b>FY19-24 Amended</b>	-	-						
<b>FY21-26 BOE Proposed</b>	<b>16,708</b>	<b>16,708</b>	612	5,947	6,275	3,874		
<b>FY21-26 Non-Rec Reductions</b>	<b>16,708</b>	<b>16,708</b>			612	5,947	6,275	3,874
change from BOE proposed	-	-	(612)	(5,947)	(5,663)	2,073	6,275	3,874

This proposed project would provide additional capacity (+205 seats) to relieve overutilization at the school (124.8% projected in FY21). Planning and architectural design would begin in FY21, construction would begin in FY22 and the project would be completed by September 2023.

The “non-recommended” reductions would have the project begin planning and architectural design work in FY23, construction in FY24, and completion by September 2025.

Since the project would still be completed by September 2025, the potential delay does not impact the Subdivision Staging Policy Schools Test.

#### **Westbrook Elementary School Addition**

	<b>Total</b>	<b>Total 6 Years</b>	<b>FY21</b>	<b>FY22</b>	<b>FY23</b>
<b>FY19-24 Amended</b>	-	-			
<b>FY21-26 BOE Proposed</b>	<b>4,391</b>	<b>4,391</b>	376	2,569	1,446
<b>FY21-26 Non-Rec Reductions</b>	-	-			
change from BOE proposed	-	(4,391)	(376)	(2,569)	(1,446)

This proposed project would build out classroom shell space (+68 students) in order to relieve utilization issues at Somerset ES (112% utilization projected in FY21). The project would be completed in September 2021.

The “non-recommended” reductions would zero out this request. There are no Subdivision Staging Policy Schools Test moratorium issues related to this project since neither the Bethesda-Chevy Chase Cluster nor the Somerset Elementary School service area would go into moratorium without this project.

### Watkins Mill High School Early Childhood Center

	Total	Total 6 Years	FY21	FY22	FY23
<b>FY19-24 Amended</b>	-	-			
<b>FY21-26 BOE Proposed</b>	13,500	13,500	2,000	6,500	5,000
<b>FY21-26 Non-Rec Reductions</b>	-	-			
change from BOE proposed		(13,500)	(2,000)	(6,500)	(5,000)

This proposed project provides for the creation of an Early Childhood Center at Watkins Mill High School. Two other centers currently exist: The MacDonald Knolls Early Childhood Center in Silver Spring and the Up-County Early Childhood Center temporarily located at the Emory Grove Center in Gaithersburg. Planning and architectural design would begin in FY21. Construction would begin in FY22 with completion by September 2022.

The “non-recommended” reductions would zero out this request. There are no Subdivision Staging Policy Schools Test issues with this project since it does not provide capacity counted in the test.

### Maryvale Elementary School/Carl Sandburg Learning Center (Current Rev/Ex)

	Total	Total 6 Years	FY21	FY22
<b>FY19-24 Amended</b>	342,492	342,492	91,561	31,500
<b>FY21-26 BOE Proposed</b>	729,530	127,461	91,561	35,900
<b>FY21-26 Non-Rec Reductions</b>	725,130	123,061	91,561	31,500
change from BOE proposed		(4,400)	-	(4,400)

This proposed expenditure provides for the build-out of shell space at the Maryvale ES/Carl Sandburg Learning Center as part of the rev/ex of the school. An additional \$4.4 million would be spent on construction in FY22.

The “non-recommended” reductions would zero out this additional spending request. There are no Subdivision Staging Policy Schools Test issues with this request since MCPS does not assume in its capacity calculations any increased capacity for the general student population from this request.

### Major Capital Projects

Major Capital Projects - Total (Both Projects)											
	Total	Total 6 Years	FY19	FY20	FY21	FY22	FY23	FY24	FY25	FY26	Beyond 6 Years
<b>FY19-24 Amended</b>	119,969	114,969	-	4,197	4,663	4,999	42,063	59,047	-	-	5,000
<b>FY21-26 BOE Proposed</b>	482,828	397,698	583	4,547	31,262	58,740	87,209	109,846	78,141	32,500	80,000
change from Amended	362,859	282,729	583	350	26,599	53,741	45,146	50,799	78,141	32,500	75,000
<b>FY21-26 Non-Rec Reductions</b>	482,828	375,198	583	4,547	34,262	52,877	69,978	72,377	88,507	57,197	102,500
change from BOE proposed		(22,500)	-	-	3,000	(5,863)	(17,231)	(37,469)	10,366	24,697	22,500

The Major Capital Projects umbrella project was added to the MCPS CIP in the FY19-24 CIP as a successor project to the Current Rev/Ex project with approximately \$120 million in placeholder funding. For additional background, please see Pages 22-23 of the Council Staff Report and [Supplement C of the Superintendent’s Recommended FY21-26 CIP](#).

For the FY21-26 CIP, the Board proposed splitting the approved Major Capital Projects umbrella project into two projects: Elementary and Secondary.

A key issue is that the two projects in the Proposed FY21-26 CIP now include estimated costs for specific projects. **The overall proposed increase from the approved placeholder amount is \$282.7 million. The increases in these two projects are the primary driver of the overall increase in MCPS' CIP this year.**

**Given the cost implications of these projects, Council Staff believes the Council should discuss these projects with MCPS to better understand how they were prioritized in the context of MCPS' "non-recommended" reductions. Also, Council Staff may need to revisit expenditures in these projects at reconciliation.**

### **Major Capital Projects – Elementary**

Project	Total	Total 6 Years	FY21	FY22	FY23	FY24	FY25	FY26	Beyond 6 Years
Major Capital Projects Elementary - Board Proposed									
Woodlin ES	38,697	37,764	9,483	10,625	11,987	5,669			
South Lake ES	34,898	34,123	7,182	10,234	11,707	5,000			
Burnt Mills ES	38,406	37,631	5,416	14,625	12,212	5,378			
Stonegate ES	35,201	34,426	200	5,216	11,798	12,212	5,000		
	-	-							
<b>Total</b>	<b>143,944</b>	<b>143,944</b>	<b>22,281</b>	<b>40,700</b>	<b>47,704</b>	<b>28,259</b>	<b>5,000</b>	<b>-</b>	<b>-</b>
Project	Total	Total 6 Years	FY21	FY22	FY23	FY24	FY25	FY26	Beyond 6 Years
Major Capital Projects Elementary - Non-Recommended Reductions									
Woodlin ES	38,697	37,764	4,000	5,483	8,625	9,987	9,669		
South Lake ES	34,898	34,123	10,182	7,234	6,707	10,000			
Burnt Mills ES	38,406	37,631	3,000	4,416	8,625	12,212	9,378		
Stonegate ES	35,201	34,426	200	5,216	11,798	10,212	7,000		
	-	-							
<b>Total</b>	<b>143,944</b>	<b>143,944</b>	<b>17,382</b>	<b>22,349</b>	<b>35,755</b>	<b>42,411</b>	<b>26,047</b>	<b>-</b>	<b>-</b>
Project	Total	Total 6 Years	FY21	FY22	FY23	FY24	FY25	FY26	Beyond 6 Years
Major Capital Projects Elementary - Non-Recommended Reductions - Changes									
Woodlin ES	-	-	(5,483)	(5,142)	(3,362)	4,318	9,669	-	-
South Lake ES	-	-	3,000	(3,000)	(5,000)	5,000	-	-	-
Burnt Mills ES	-	-	(2,416)	(10,209)	(3,587)	6,834	9,378	-	-
Stonegate ES	-	-	-	-	-	(2,000)	2,000	-	-
	-	-							
<b>Total</b>	<b>-</b>	<b>-</b>	<b>(4,899)</b>	<b>(18,351)</b>	<b>(11,949)</b>	<b>14,152</b>	<b>21,047</b>	<b>-</b>	<b>-</b>

The Board's proposed elementary project includes \$143.9 million over six-years to address four schools with varying completion dates:







- September 2023 for Burnt Mills, South Lake, and Woodlin ES
- January 2024 for Stonegate ES;

MCPS' "non-recommended" reductions did not include any timing changes to these projects. There are numerous expenditure adjustments as shown above.

In addition to the conditions of these facilities that warranted inclusion in this project, all four schools also have significant capacity issues that would also be addressed at the same time. The projected utilizations for these schools in September 2025 are noted below:

- Woodlin ES (109.6 percent)
- South Lake ES (120.9 percent)
- Burnt Mills ES (149.2 percent)
- Stonegate ES (124.7 percent)

#### **Major Capital Projects – Secondary (Magruder High School)**

Project	Total	Total 6 Years	FY21	FY22	FY23	FY24	FY25	FY26	Beyond 6 Years
Neelsville MS	63,864	63,864	2,568	4,177	14,348	24,827	17,944		
Poolesville HS	69,713	69,713	6,413	9,800	16,500	16,500	20,500		
Damascus HS	94,657 	79,657		4,063	5,594	35,000	17,500	17,500	15,000
Wootton HS	65,260 	30,260			3,063	2,197	15,000	10,000	35,000
Magruder HS	40,260 	10,260				3,063	2,197	5,000	30,000
<b>Total</b>	<b>333,754</b>	<b>253,754</b>	<b>8,981</b>	<b>18,040</b>	<b>39,505</b>	<b>81,587</b>	<b>73,141</b>	<b>32,500</b>	<b>80,000</b>
Project	Total	Total 6 Years	FY21	FY22	FY23	FY24	FY25	FY26	Beyond 6 Years
Major Capital Projects Secondary - Non-Recommended Reductions									
Neelsville MS	63,864	63,864	5,568	4,177	7,348	24,827	21,944		
Poolesville HS	69,713	69,713	6,413	3,000	7,800	11,500	18,500	22,500	
Damascus HS	94,657 	57,157		5,000	4,063	5,594	25,000	17,500	37,500
Wootton HS	65,260 	30,260			3,063	2,197	15,000	10,000	35,000
Magruder HS	40,260 	10,260					3,063	7,197	30,000
<b>Total</b>	<b>333,754</b>	<b>231,254</b>	<b>11,981</b>	<b>12,177</b>	<b>22,274</b>	<b>44,118</b>	<b>83,507</b>	<b>57,197</b>	<b>102,500</b>
Project	Total	Total 6 Years	FY21	FY22	FY23	FY24	FY25	FY26	Beyond 6 Years
Major Capital Projects Secondary - Non-Recommended Reductions - Changes									
Neelsville MS	-	-	3,000	-	(7,000)	-	4,000	-	-
Poolesville HS	-	-	-	(6,800)	(8,700)	(5,000)	(2,000)	22,500	-
Damascus HS	-	(22,500)	-	937	(1,531)	(29,406)	7,500	-	22,500
Wootton HS	-	-	-	-	-	-	-	-	-
Magruder HS	-	-	-	-	-	(3,063)	866	2,197	-
<b>Total</b>	<b>-</b>	<b>(22,500)</b>	<b>3,000</b>	<b>(5,863)</b>	<b>(17,231)</b>	<b>(37,469)</b>	<b>10,366</b>	<b>24,697</b>	<b>22,500</b>

The Board's proposed secondary project includes \$253.8 million over six-years to address five schools with varying completion dates:

- September 2024 for Neelsville MS and Poolesville HS
- September 2025 for Damascus HS
- September 2026 for Wootton HS
- September 2027 for Magruder HS.

MCPS' "non-recommended" reductions in the secondary project include a net \$22.5 million reduction over the six-years compared to the Proposed CIP and various year to year changes. These changes include only one timing change: Pushing Magruder High School expenditures back one year from the Board's Proposed CIP, resulting in the project being completed in September 2028 instead of September 2027.

Unlike the elementary school projects discussed earlier, there are no Subdivision Staging Policy Schools Test moratorium issues related to the five schools in this project since none of the schools would fail the SSP text at their current capacities. However, Poolesville High School is projected to have growing enrollment through the six-year period and would have the highest utilization rate of the five schools. The projected utilizations for these schools in September 2025 are noted below:



- Neelsville MS (104.2 percent)
- Poolesville HS (115.3 percent)
- Damascus HS (88.9 percent)
- Wootton HS (94.4 percent)
- Magruder HS (96.8 percent)