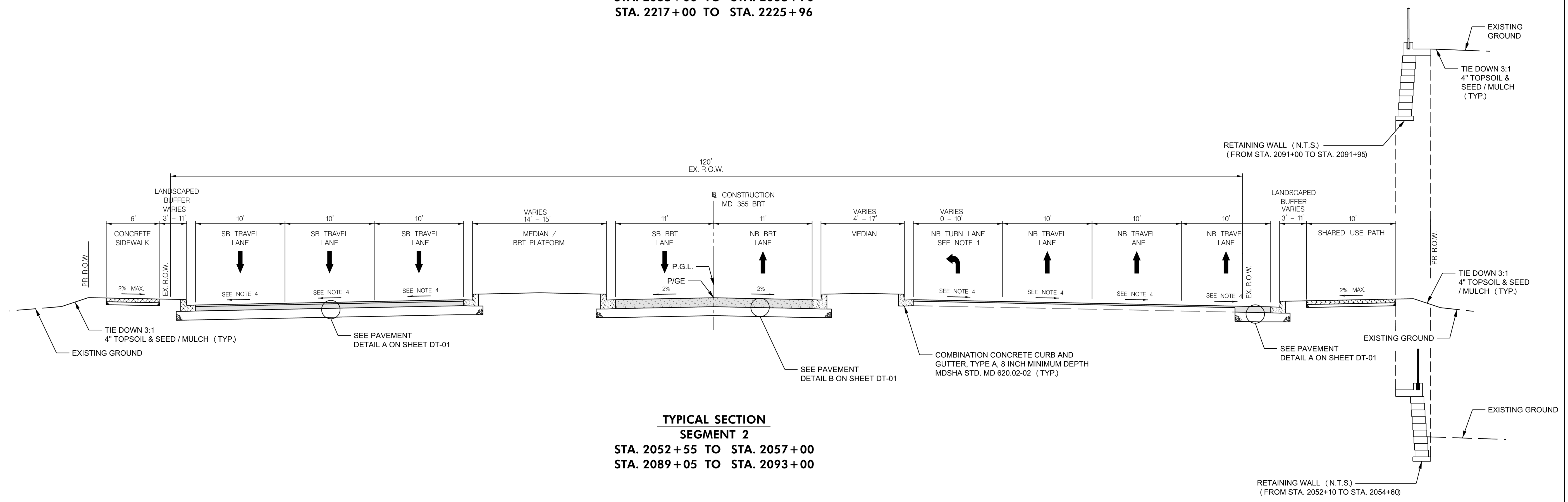
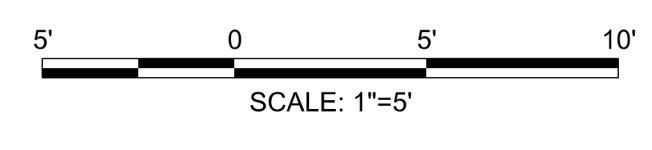


**TYPICAL SECTION
SEGMENT 2
STA. 2035+20 TO STA. 2052+55
STA. 2063+00 TO STA. 2068+70
STA. 2217+00 TO STA. 2225+96**



**TYPICAL SECTION
SEGMENT 2
STA. 2052+55 TO STA. 2057+00
STA. 2089+05 TO STA. 2093+00**

- NOTES:**
- SEE PLAN SHEETS FOR LIMITS.
 - SEE ROADWAY PLANS AND RETAINING WALL TYPICAL SECTIONS FOR RETAINING WALL LOCATIONS AND DETAILS.
 - PROPOSED BUFFER AREAS AND GREENSPACES TO HAVE 4" TOPSOIL AND SOD.
 - SEE CROSS SECTION SHEETS FOR SUPERELEVATION.



PROFESSIONAL CERTIFICATION:
I HEREBY CERTIFY THAT THESE DOCUMENTS WERE PREPARED OR APPROVED BY ME AND THAT I AM A DULY LICENSED PROFESSIONAL ENGINEER UNDER THE LAWS OF THE STATE OF MARYLAND.
LICENSE NO. _____ EXPIRATION DATE: _____

NO.	REVISION	DATE	BY

MONTGOMERY COUNTY DEPARTMENT OF TRANSPORTATION
DIVISION OF TRANSPORTATION ENGINEERING
GAITHERSBURG, MARYLAND

RECOMMENDED FOR APPROVAL

SEE TITLE SHEET FOR SIGNATURES _____ Date _____
Chief, Design Section

APPROVED

SEE TITLE SHEET FOR SIGNATURES _____ Date _____
Chief, Division of Transportation Engineering

Designed by: _____ Drawn by: _____ Checked by: _____

MD 355 BUS RAPID TRANSIT (BRT)

TYPICAL SECTION

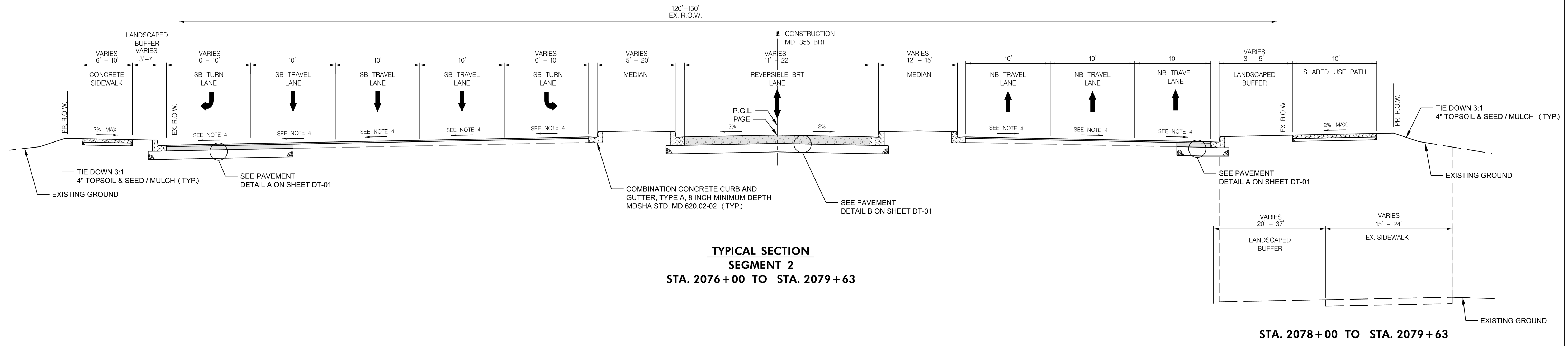
SCALE : NOT TO SCALE DATE : DECEMBER 2022

Project No. : 502005 SHEET 45 of 887

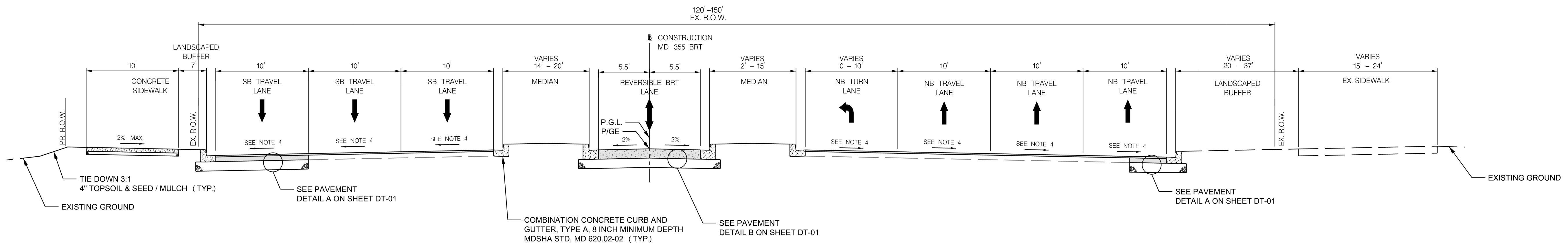
11/29/2022 P:\st\stntec-sc-pw\stntec-sc-pw-02\Documents\2026213106\700 CAD\702 Civil\35% Plans\PHIT-0004_MD355BRT.dgn

TS-04

I:\2022\11\29\2022\pw\stntec-sc-pw\stntec-sc-pw-02\Documents\202621306\700 CADD\702 Civil\352 Plans\pHT-0005_MD355BRT.dgn

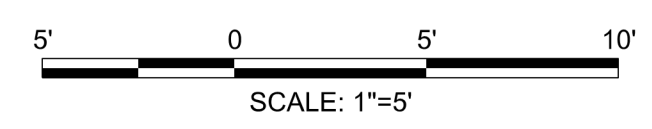


**TYPICAL SECTION
 SEGMENT 2
 STA. 2076+00 TO STA. 2079+63**



**TYPICAL SECTION
 SEGMENT 2
 STA. 2079+63 TO STA. 2083+00**

- NOTES:**
- SEE PLAN SHEETS FOR LIMITS.
 - SEE ROADWAY PLANS AND RETAINING WALL TYPICAL SECTIONS FOR RETAINING WALL LOCATIONS AND DETAILS.
 - PROPOSED BUFFER AREAS AND GREENSPACES TO HAVE 4" TOPSOIL AND SOD.
 - SEE CROSS SECTION SHEETS FOR SUPERELEVATION.



PROFESSIONAL CERTIFICATION:
 I HEREBY CERTIFY THAT THESE DOCUMENTS WERE PREPARED
 OR APPROVED BY ME AND THAT I AM A DULY LICENSED
 PROFESSIONAL ENGINEER UNDER THE LAWS OF THE STATE
 OF MARYLAND.
 LICENSE NO: _____ EXPIRATION DATE: _____

NO.	REVISION	DATE	BY

MONTGOMERY COUNTY DEPARTMENT OF TRANSPORTATION
 DIVISION OF TRANSPORTATION ENGINEERING
 GAITHERSBURG, MARYLAND

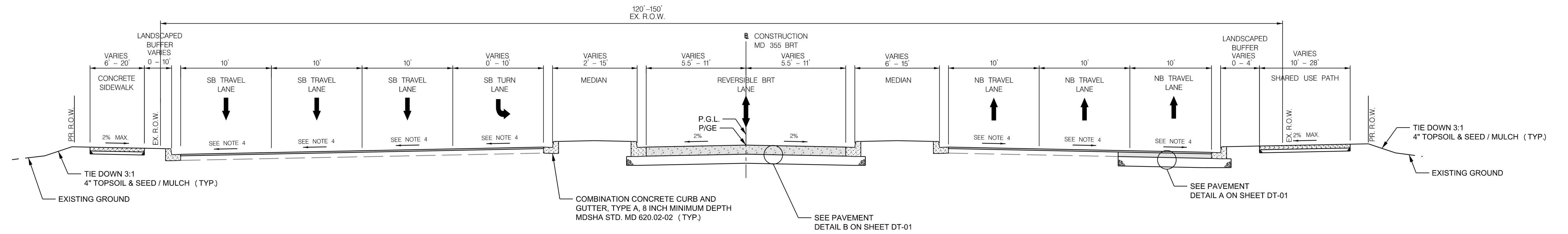
RECOMMENDED FOR APPROVAL
 SEE TITLE SHEET FOR SIGNATURES _____ Date _____
 Chief, Design Section
 APPROVED
 SEE TITLE SHEET FOR SIGNATURES _____ Date _____
 Chief, Division of Transportation Engineering
 Designed by : _____ Drawn by : _____ Checked by : _____

TS-05

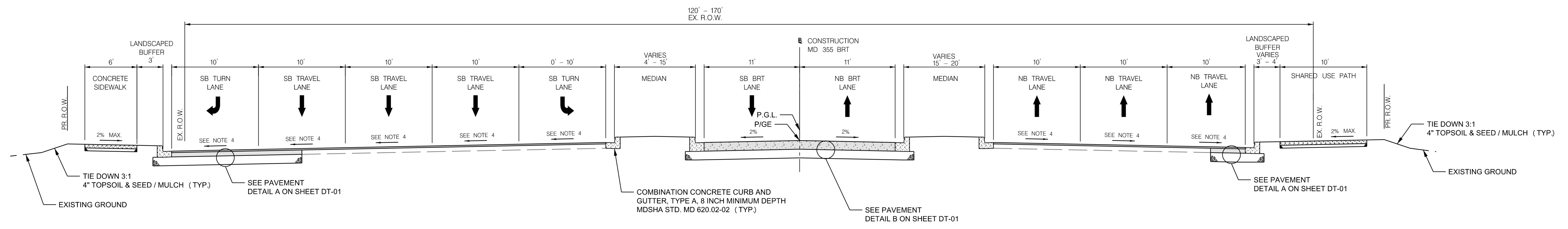
MD 355 BUS RAPID TRANSIT (BRT)
TYPICAL SECTION

SCALE : NOT TO SCALE DATE : DECEMBER 2022
 Project No. : 502005 SHEET 46 of 887

I:\2022\11\29\2022\sc-pw-bentley.com\stntec-sc-pw-02\Documents\202621306\700_CADD\702_Civil\355_Plans\pht-0006_MD355BRT.dgn

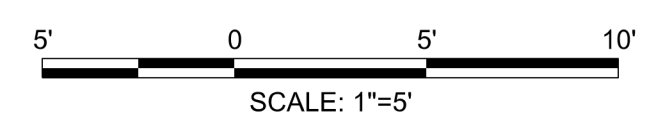


**TYPICAL SECTION
SEGMENT 2
STA. 2083+00 TO STA. 2089+05**



**TYPICAL SECTION
SEGMENT 2
STA. 2074+00 TO STA. 2076+00
STA. 2093+00 TO STA. 2095+00**

- NOTES:**
1. SEE PLAN SHEETS FOR LIMITS.
 2. SEE ROADWAY PLANS AND RETAINING WALL TYPICAL SECTIONS FOR RETAINING WALL LOCATIONS AND DETAILS.
 3. PROPOSED BUFFER AREAS AND GREENSPACES TO HAVE 4\"/>



PROFESSIONAL CERTIFICATION:
I HEREBY CERTIFY THAT THESE DOCUMENTS WERE PREPARED OR APPROVED BY ME AND THAT I AM A DULY LICENSED PROFESSIONAL ENGINEER UNDER THE LAWS OF THE STATE OF MARYLAND.
LICENSE NO: _____ EXPIRATION DATE: _____

NO.	REVISION	DATE	BY

MONTGOMERY COUNTY DEPARTMENT OF TRANSPORTATION
DIVISION OF TRANSPORTATION ENGINEERING
GAITHERSBURG, MARYLAND

RECOMMENDED FOR APPROVAL

SEE TITLE SHEET FOR SIGNATURES
Chief, Design Section _____ Date _____

APPROVED

SEE TITLE SHEET FOR SIGNATURES
Chief, Division of Transportation Engineering _____ Date _____

Designed by: _____ Drawn by: _____ Checked by: _____

MD 355 BUS RAPID TRANSIT (BRT)

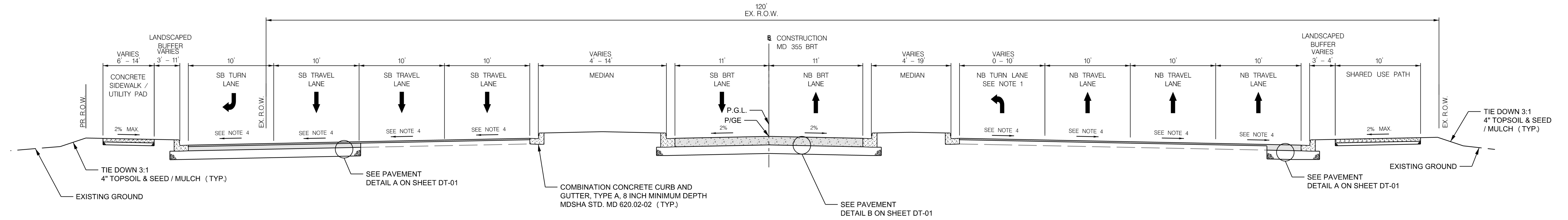
TYPICAL SECTION

SCALE : NOT TO SCALE DATE : DECEMBER 2022

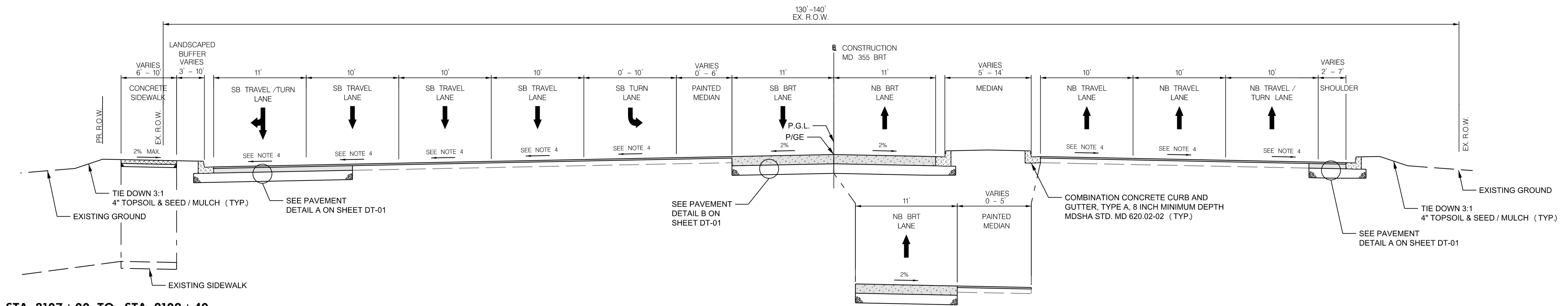
Project No. : 502005 SHEET 47 of 887

TS-06

11/29/2022 P:\stntec-sc-pw-bentley.com\stntec-sc-pw-02\Documents\2026213106\700 CADD\702 Civil\352 Plans\PHIT-0007_MD355BRT.dgn

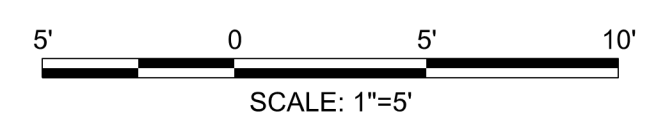


**TYPICAL SECTION
SEGMENT 2
STA. 2095+80 TO STA. 2100+00**



**TYPICAL SECTION
SEGMENT 2
STA. 2100+00 TO STA. 2109+40**

- NOTES:**
- SEE PLAN SHEETS FOR LIMITS.
 - SEE ROADWAY PLANS AND RETAINING WALL TYPICAL SECTIONS FOR RETAINING WALL LOCATIONS AND DETAILS.
 - PROPOSED BUFFER AREAS AND GREENSPACES TO HAVE 4" TOPSOIL AND SOD.
 - SEE CROSS SECTION SHEETS FOR SUPERELEVATION.



PROFESSIONAL CERTIFICATION:
I HEREBY CERTIFY THAT THESE DOCUMENTS WERE PREPARED OR APPROVED BY ME AND THAT I AM A DULY LICENSED PROFESSIONAL ENGINEER UNDER THE LAWS OF THE STATE OF MARYLAND.
LICENSE NO: _____ EXPIRATION DATE: _____

NO.	REVISION	DATE	BY

MONTGOMERY COUNTY DEPARTMENT OF TRANSPORTATION
DIVISION OF TRANSPORTATION ENGINEERING
GAITHERSBURG, MARYLAND

RECOMMENDED FOR APPROVAL

SEE TITLE SHEET FOR SIGNATURES _____ Date _____
Chief, Design Section

APPROVED

SEE TITLE SHEET FOR SIGNATURES _____ Date _____
Chief, Division of Transportation Engineering

Designed by: _____ Drawn by: _____ Checked by: _____

MD 355 BUS RAPID TRANSIT (BRT)

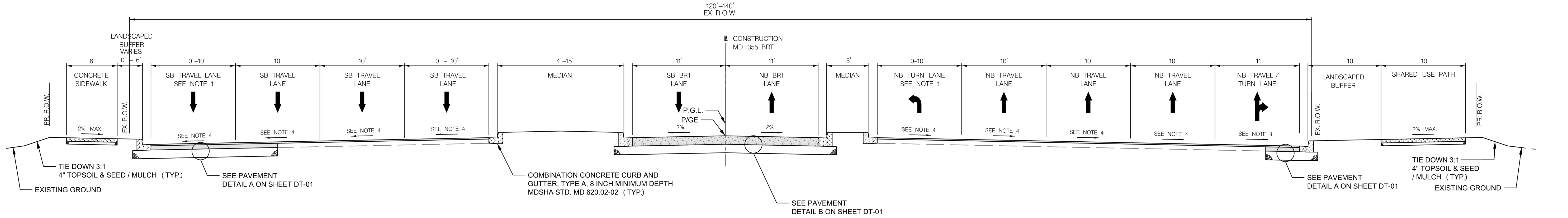
TYPICAL SECTION

SCALE : NOT TO SCALE DATE : DECEMBER 2022

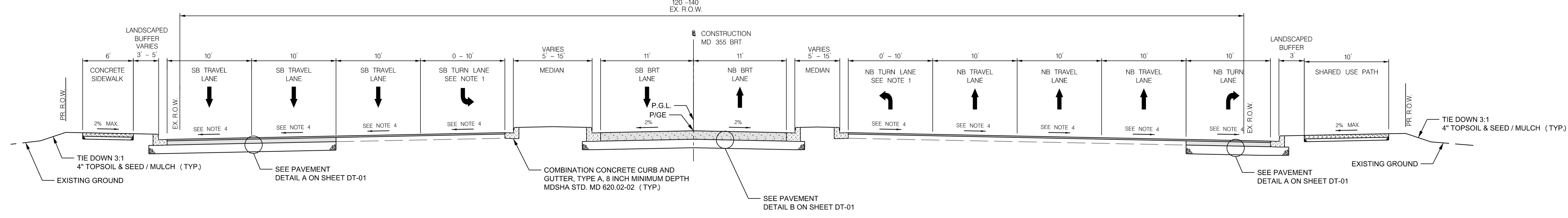
Project No. : 502005 SHEET 48 of 887

TS-07

11/29/2022 P:\stntec-sc-pw\stntec-sc-pw-02\Documents\202621306\700 CADD\702 Civil\35% Plans\pHT-0008_MD355BRT.dgn



**TYPICAL SECTION
SEGMENT 2
STA. 2109+40 TO STA. 2116+00**



**TYPICAL SECTION
SEGMENT 2
STA. 2116+00 TO STA. 2120+80**

- NOTES:**
1. SEE PLAN SHEETS FOR LIMITS.
 2. SEE ROADWAY PLANS AND RETAINING WALL TYPICAL SECTIONS FOR RETAINING WALL LOCATIONS AND DETAILS.
 3. PROPOSED BUFFER AREAS AND GREENSPACES TO HAVE 4" TOPSOIL AND SOD.
 4. SEE CROSS SECTION SHEETS FOR SUPERELEVATION.



PROFESSIONAL CERTIFICATION:
I HEREBY CERTIFY THAT THESE DOCUMENTS WERE PREPARED OR APPROVED BY ME AND THAT I AM A DULY LICENSED PROFESSIONAL ENGINEER UNDER THE LAWS OF THE STATE OF MARYLAND.
LICENSE NO: _____ EXPIRATION DATE: _____

NO.	REVISION	DATE	BY

MONTGOMERY COUNTY DEPARTMENT OF TRANSPORTATION
DIVISION OF TRANSPORTATION ENGINEERING
GAITHERSBURG, MARYLAND

RECOMMENDED FOR APPROVAL

SEE TITLE SHEET FOR SIGNATURES
Chief, Design Section _____ Date _____

APPROVED

SEE TITLE SHEET FOR SIGNATURES
Chief, Division of Transportation Engineering _____ Date _____

Designed by: _____ Drawn by: _____ Checked by: _____

TS-08

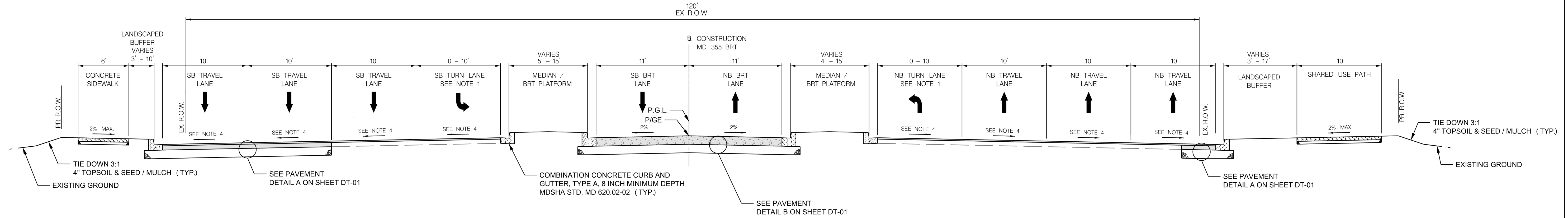
MD 355 BUS RAPID TRANSIT (BRT)

TYPICAL SECTION

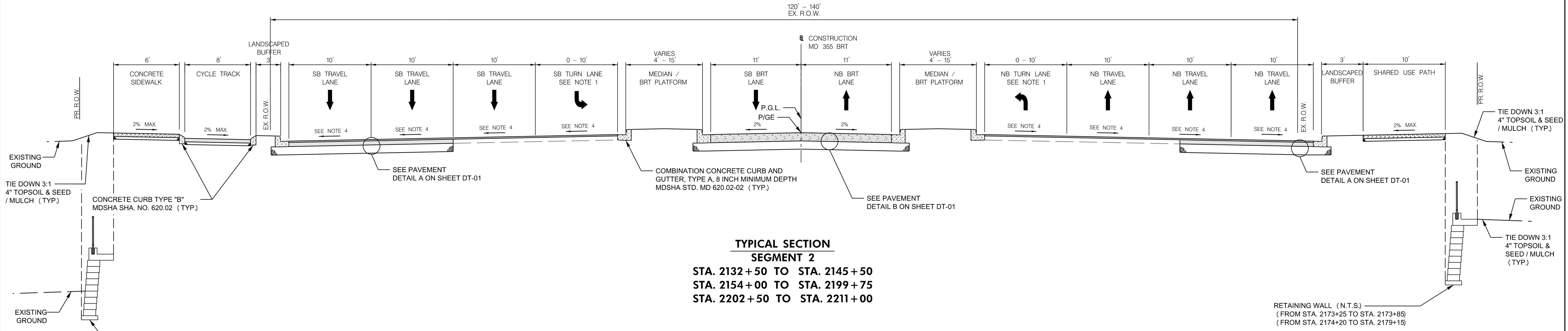
SCALE : NOT TO SCALE DATE : DECEMBER 2022

Project No. : 502005 SHEET 49 of 887

I:\2022\11\29\2022\pwworkspace\stntec-sc-pw-02\Documents\2026213106\700 CADD\702 Civil\352 Plans\PHIT-0009_MD355BRT.dgn

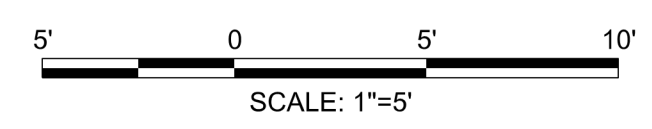


TYPICAL SECTION
SEGMENT 2
STA. 2057+00 TO STA. 2063+00
STA. 2120+80 TO STA. 2132+50



TYPICAL SECTION
SEGMENT 2
STA. 2132+50 TO STA. 2145+50
STA. 2154+00 TO STA. 2199+75
STA. 2202+50 TO STA. 2211+00

- NOTES:**
- SEE PLAN SHEETS FOR LIMITS.
 - SEE ROADWAY PLANS AND RETAINING WALL TYPICAL SECTIONS FOR RETAINING WALL LOCATIONS AND DETAILS.
 - PROPOSED BUFFER AREAS AND GREENSPACES TO HAVE 4" TOPSOIL AND SOD.
 - SEE CROSS SECTION SHEETS FOR SUPERELEVATION.



PROFESSIONAL CERTIFICATION:
 I HEREBY CERTIFY THAT THESE DOCUMENTS WERE PREPARED OR APPROVED BY ME AND THAT I AM A DULY LICENSED PROFESSIONAL ENGINEER UNDER THE LAWS OF THE STATE OF MARYLAND.
 LICENSE NO: _____ EXPIRATION DATE: _____

NO.	REVISION	DATE	BY

MONTGOMERY COUNTY DEPARTMENT OF TRANSPORTATION
 DIVISION OF TRANSPORTATION ENGINEERING
 GAITHERSBURG, MARYLAND

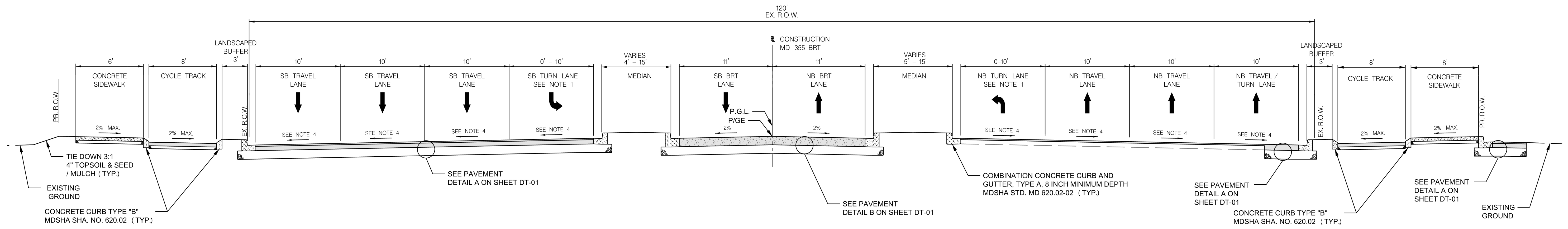
RECOMMENDED FOR APPROVAL
SEE TITLE SHEET FOR SIGNATURES _____ Date _____
Chief, Design Section
 APPROVED
SEE TITLE SHEET FOR SIGNATURES _____ Date _____
Chief, Division of Transportation Engineering
 Designed by: _____ Drawn by: _____ Checked by: _____

MD 355 BUS RAPID TRANSIT (BRT)
TYPICAL SECTION

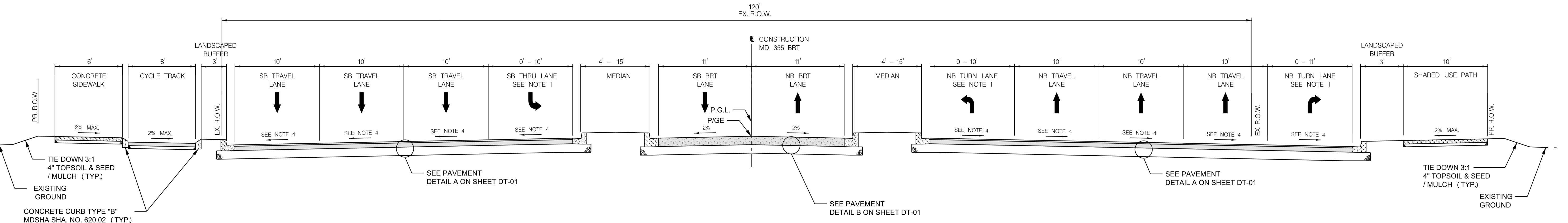
SCALE : NOT TO SCALE DATE : DECEMBER 2022
 Project No. : 502005 SHEET 50 of 887

TS-09

I:\2022\11\29\2022\stntec-sc-pw-02\Documents\202621306\700_CADD\702_Civil\35%_Plans\pht-0010_MD355BRT.dgn

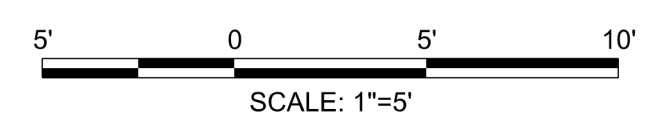


**TYPICAL SECTION
SEGMENT 2
STA. 2145+50 TO STA. 2154+00**



**TYPICAL SECTION
SEGMENT 2
STA. 2199+75 TO STA. 2202+50
STA. 2211+00 TO STA. 2217+00**

- NOTES:**
1. SEE PLAN SHEETS FOR LIMITS.
 2. SEE ROADWAY PLANS AND RETAINING WALL TYPICAL SECTIONS FOR RETAINING WALL LOCATIONS AND DETAILS.
 3. PROPOSED BUFFER AREAS AND GREENSPACES TO HAVE 4" TOPSOIL AND SOD.
 4. SEE CROSS SECTION SHEETS FOR SUPERELEVATION.



PROFESSIONAL CERTIFICATION:
I HEREBY CERTIFY THAT THESE DOCUMENTS WERE PREPARED OR APPROVED BY ME AND THAT I AM A DULY LICENSED PROFESSIONAL ENGINEER UNDER THE LAWS OF THE STATE OF MARYLAND.
LICENSE NO: _____ EXPIRATION DATE: _____

NO.	REVISION	DATE	BY

MONTGOMERY COUNTY DEPARTMENT OF TRANSPORTATION
DIVISION OF TRANSPORTATION ENGINEERING
GAITHERSBURG, MARYLAND

RECOMMENDED FOR APPROVAL
SEE TITLE SHEET FOR SIGNATURES
Chief, Design Section _____ Date _____
APPROVED
SEE TITLE SHEET FOR SIGNATURES
Chief, Division of Transportation Engineering _____ Date _____
Designed by: _____ Drawn by: _____ Checked by: _____

TS-10

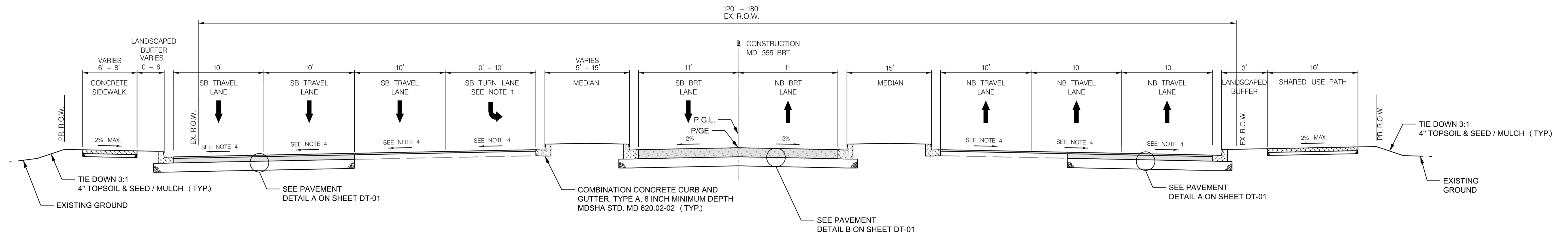
MD 355 BUS RAPID TRANSIT (BRT)

TYPICAL SECTION

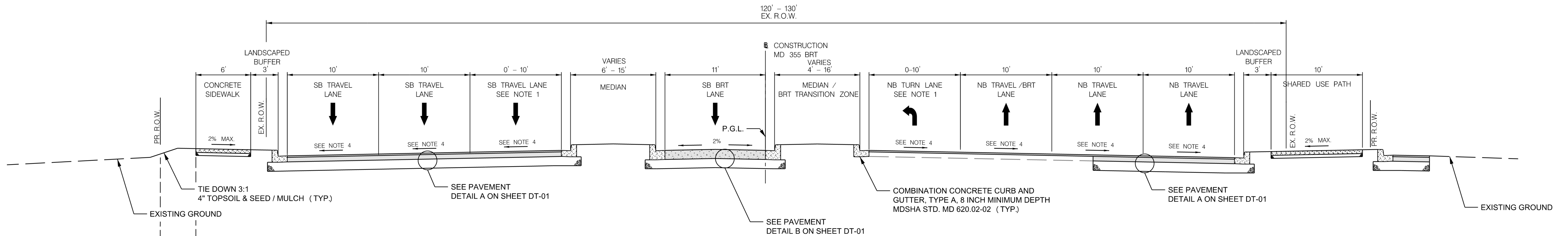
SCALE : NOT TO SCALE DATE : DECEMBER 2022

Project No. : 502005 SHEET 51 of 887

11/29/2022 P:\stntec-sc-pw\stntec-sc-pw-02\Documents\202621306\700 CADD\702 Civil\35% Plans\pht-001_M0355BRT.dgn



**TYPICAL SECTION
SEGMENT 2
STA. 2217+00 TO STA. 2225+96**



**TYPICAL SECTION
SEGMENT 2
STA. 2225+96 TO STA. 2234+50**

NOTES:

1. SEE PLAN SHEETS FOR LIMITS.
2. SEE ROADWAY PLANS AND RETAINING WALL TYPICAL SECTIONS FOR RETAINING WALL LOCATIONS AND DETAILS.
3. PROPOSED BUFFER AREAS AND GREENSPACES TO HAVE 4" TOPSOIL AND SOD.
4. SEE CROSS SECTION SHEETS FOR SUPERELEVATION.

RETAINING WALL (N.T.S.)
(FROM STA. 2231+15 TO STA. 2233+25)



PROFESSIONAL CERTIFICATION:
I HEREBY CERTIFY THAT THESE DOCUMENTS WERE PREPARED OR APPROVED BY ME AND THAT I AM A DULY LICENSED PROFESSIONAL ENGINEER UNDER THE LAWS OF THE STATE OF MARYLAND.
LICENSE NO: _____ EXPIRATION DATE: _____

NO.	REVISION	DATE	BY

MONTGOMERY COUNTY DEPARTMENT OF TRANSPORTATION
DIVISION OF TRANSPORTATION ENGINEERING
GAITHERSBURG, MARYLAND

RECOMMENDED FOR APPROVAL
SEE TITLE SHEET FOR SIGNATURES
Chief, Design Section
Date _____
APPROVED
SEE TITLE SHEET FOR SIGNATURES
Chief, Division of Transportation Engineering
Date _____
Designed by: _____ Drawn by: _____ Checked by: _____

MD 355 BUS RAPID TRANSIT (BRT)

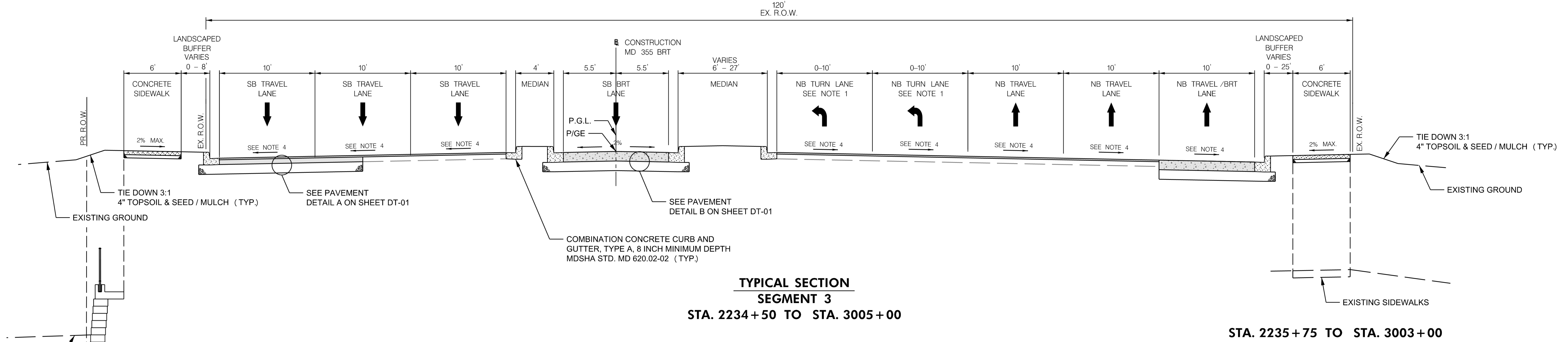
TYPICAL SECTION

SCALE : NOT TO SCALE DATE : DECEMBER 2022

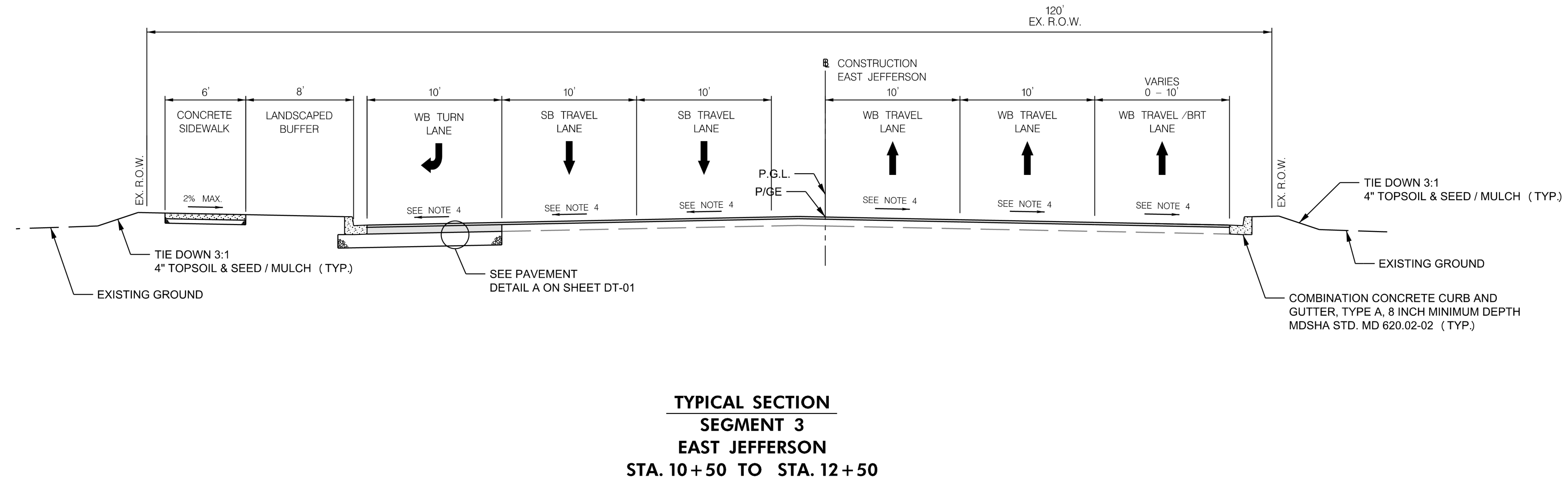
Project No. : 502005 SHEET 52 of 887

TS-11

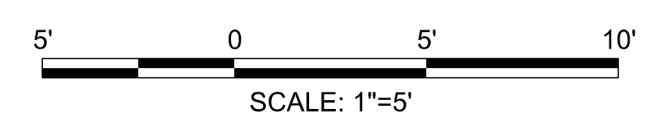
11/29/2022 P:\stntec-sc-pw\stntec-sc-pw-02\Documents\202621306\700 CADD\702 Civil\352 Plans\PHIT-0012_MD355BRT.dgn



RETAINING WALL (N.T.S.)
(FROM STA. 3000+10 TO STA. 3002+50)



- NOTES:
1. SEE PLAN SHEETS FOR LIMITS.
 2. SEE ROADWAY PLANS AND RETAINING WALL TYPICAL SECTIONS FOR RETAINING WALL LOCATIONS AND DETAILS.
 3. PROPOSED BUFFER AREAS AND GREENSPACES TO HAVE 4" TOPSOIL AND SOD.
 4. SEE CROSS SECTION SHEETS FOR SUPERELEVATION.



PROFESSIONAL CERTIFICATION:
I HEREBY CERTIFY THAT THESE DOCUMENTS WERE PREPARED OR APPROVED BY ME AND THAT I AM A DULY LICENSED PROFESSIONAL ENGINEER UNDER THE LAWS OF THE STATE OF MARYLAND.
LICENSE NO: _____ EXPIRATION DATE: _____

NO.	REVISION	DATE	BY

MONTGOMERY COUNTY DEPARTMENT OF TRANSPORTATION
DIVISION OF TRANSPORTATION ENGINEERING
GAITHERSBURG, MARYLAND

RECOMMENDED FOR APPROVAL

SEE TITLE SHEET FOR SIGNATURES
Chief, Design Section _____ Date _____

APPROVED

SEE TITLE SHEET FOR SIGNATURES
Chief, Division of Transportation Engineering _____ Date _____

Designed by: _____ Drawn by: _____ Checked by: _____

TS-12

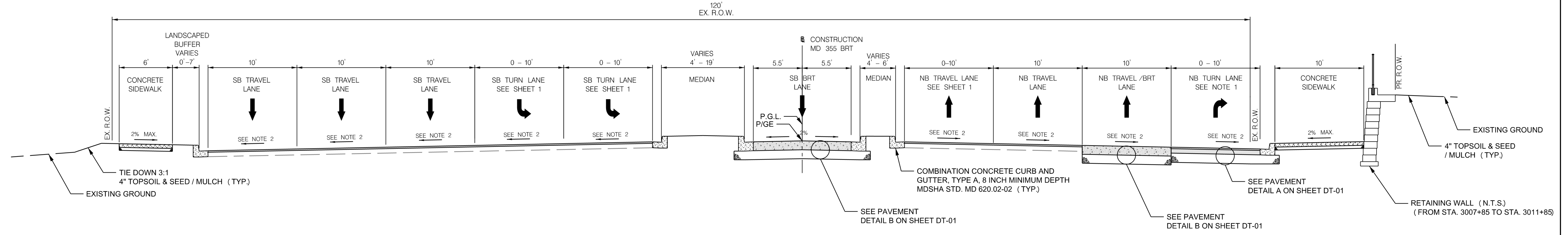
MD 355 BUS RAPID TRANSIT (BRT)

TYPICAL SECTION

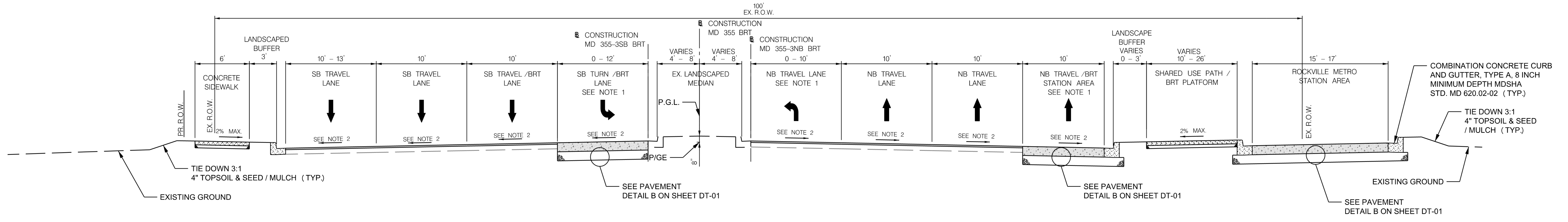
SCALE : NOT TO SCALE DATE : DECEMBER 2022

Project No. : 502005 SHEET 53 of 887

11/29/2022 P:\stntec-sc-pw-bentley.com\stntec-sc-pw-02\Documents\202621306\700 CADD\702 Civil\352 Plans\pht-0013_MD355BRT.dgn



**TYPICAL SECTION
SEGMENT 3
STA. 3005+00 TO STA. 3013+00**



**TYPICAL SECTION
SEGMENT 3
STA. 3013+00 TO STA. 3020+00**

NOTES:

1. SEE PLAN SHEETS FOR LIMITS.
2. SEE CROSS SECTION SHEETS FOR SUPERELEVATION.
3. SEE ROADWAY PLANS AND RETAINING WALL TYPICAL SECTIONS FOR RETAINING WALL LOCATIONS AND DETAILS.
4. PROPOSED BUFFER AREAS AND GREENSPACES TO HAVE 4" TOPSOIL AND SOD.



PROFESSIONAL CERTIFICATION:
I HEREBY CERTIFY THAT THESE DOCUMENTS WERE PREPARED OR APPROVED BY ME AND THAT I AM A DULY LICENSED PROFESSIONAL ENGINEER UNDER THE LAWS OF THE STATE OF MARYLAND.
LICENSE NO: _____ EXPIRATION DATE: _____

NO.	REVISION	DATE	BY

MONTGOMERY COUNTY DEPARTMENT OF TRANSPORTATION
DIVISION OF TRANSPORTATION ENGINEERING
GAITHERSBURG, MARYLAND

RECOMMENDED FOR APPROVAL
SEE TITLE SHEET FOR SIGNATURES
Chief, Design Section
Date
APPROVED
SEE TITLE SHEET FOR SIGNATURES
Chief, Division of Transportation Engineering
Date
Designed by: _____ Drawn by: _____ Checked by: _____

MD 355 BUS RAPID TRANSIT (BRT)

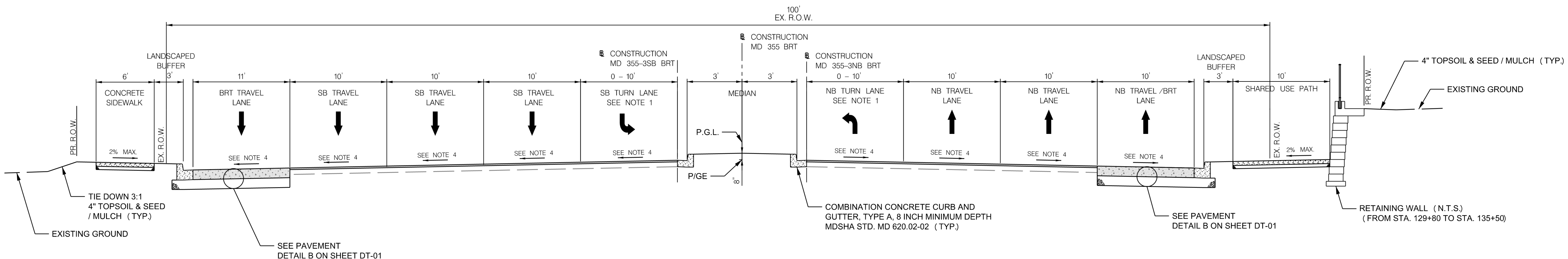
TYPICAL SECTION

SCALE : NOT TO SCALE DATE : DECEMBER 2022

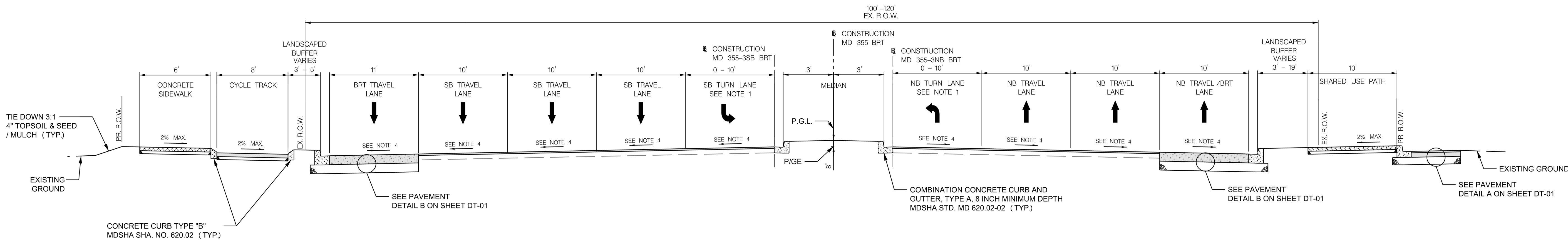
Project No. : 502005 SHEET 54 of 887

TS-13

11/29/2022 P:\st\stntec-sc-pw-bentley.com\stntec-sc-pw-02\Documents\202621306\700 CADD\702 Civil\35% Plans\pHT-0015_MD355BRT.dgn



**TYPICAL SECTION
SEGMENT 3
STA. 3041+50 TO STA. 3048+50**



**TYPICAL SECTION
SEGMENT 3
STA. 3048+50 TO STA. 3057+00**

NOTES:

1. SEE PLAN SHEETS FOR LIMITS.
2. SEE ROADWAY PLANS AND RETAINING WALL TYPICAL SECTIONS FOR RETAINING WALL LOCATIONS AND DETAILS.
3. PROPOSED BUFFER AREAS AND GREENSPACES TO HAVE 4\"/>



6110 FROST PLACE,
LAUREL, MARYLAND 20707
(301) 982-2900
www.stantec.com

PROFESSIONAL CERTIFICATION:
I HEREBY CERTIFY THAT THESE DOCUMENTS WERE PREPARED
OR APPROVED BY ME AND THAT I AM A DULY LICENSED
PROFESSIONAL ENGINEER UNDER THE LAWS OF THE STATE
OF MARYLAND.
LICENSE NO. _____ EXPIRATION DATE: _____

NO.	REVISION	DATE	BY

MONTGOMERY COUNTY DEPARTMENT OF TRANSPORTATION
DIVISION OF TRANSPORTATION ENGINEERING
GAITHERSBURG, MARYLAND

RECOMMENDED FOR APPROVAL

SEE TITLE SHEET FOR SIGNATURES _____ Date _____

Chief, Design Section APPROVED

SEE TITLE SHEET FOR SIGNATURES _____ Date _____

Chief, Division of Transportation Engineering

Designed by: _____ Drawn by: _____ Checked by: _____

TS-15

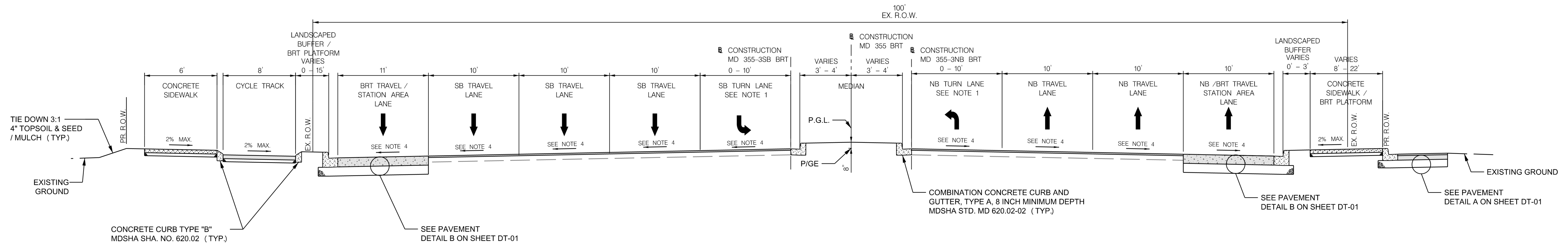
MD 355 BUS RAPID TRANSIT (BRT)

TYPICAL SECTION

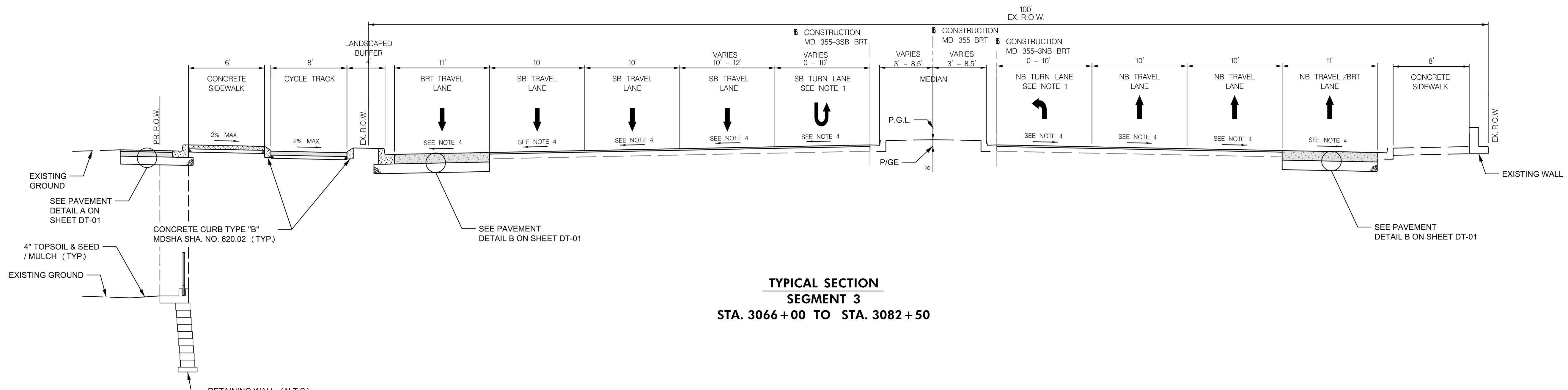
SCALE : NOT TO SCALE DATE : DECEMBER 2022

Project No. : 502005 SHEET 56 of 887

I:\2022\11\29\2022\pw\stntec-sc-pw-02\Documents\202621306\700 CADD\702 Civil\352 Plans\pht-0016_MD355BRT.dgn



**TYPICAL SECTION
SEGMENT 3
STA. 3057+00 TO STA. 3066+00**



**TYPICAL SECTION
SEGMENT 3
STA. 3066+00 TO STA. 3082+00**

RETAINING WALL (N.T.S.)
(FROM STA. 253+40 TO STA. 255+60)
(FROM STA. 256+25 TO STA. 257+10)
(FROM STA. 257+40 TO STA. 261+00)
(FROM STA. 262+00 TO STA. 269+25)

- NOTES:**
1. SEE PLAN SHEETS FOR LIMITS.
 2. SEE ROADWAY PLANS AND RETAINING WALL TYPICAL SECTIONS FOR RETAINING WALL LOCATIONS AND DETAILS.
 3. PROPOSED BUFFER AREAS AND GREENSPACES TO HAVE 4" TOPSOIL AND SOD.
 4. SEE CROSS SECTION SHEETS FOR SUPERELEVATION.



PROFESSIONAL CERTIFICATION:
I HEREBY CERTIFY THAT THESE DOCUMENTS WERE PREPARED
OR APPROVED BY ME AND THAT I AM A DULY LICENSED
PROFESSIONAL ENGINEER UNDER THE LAWS OF THE STATE
OF MARYLAND.
LICENSE NO. _____ EXPIRATION DATE: _____

NO.	REVISION	DATE	BY

MONTGOMERY COUNTY DEPARTMENT OF TRANSPORTATION DIVISION OF TRANSPORTATION ENGINEERING GAITHERSBURG, MARYLAND	
RECOMMENDED FOR APPROVAL	
SEE TITLE SHEET FOR SIGNATURES Chief, Design Section	Date _____
APPROVED	
SEE TITLE SHEET FOR SIGNATURES Chief, Division of Transportation Engineering	Date _____
Designed by: _____	Drawn by: _____
Checked by: _____	

TS-16

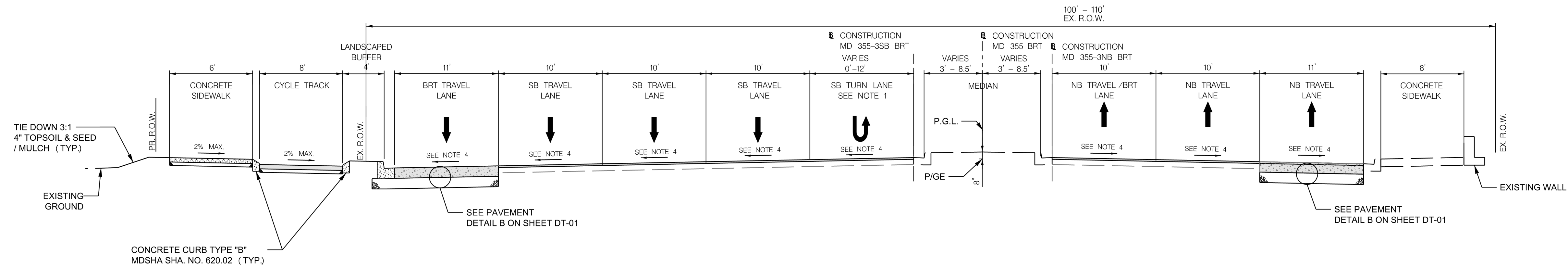
MD 355 BUS RAPID TRANSIT (BRT)

TYPICAL SECTION

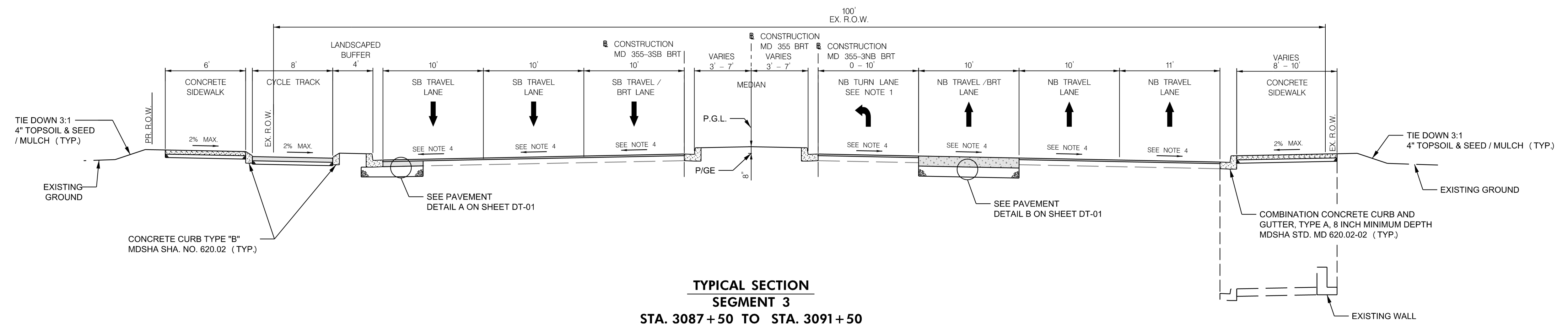
SCALE : NOT TO SCALE DATE : DECEMBER 2022

Project No. : 502005 SHEET 57 of 887

I:\2022\11\29\2022\pwworkspace\stntec-sc-pw-02\Documents\202621306\700 CADD\702 Civil\35% Plans\pht-0017_MD355BRT.dgn



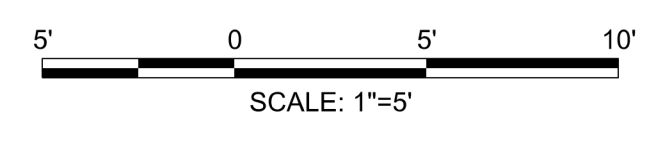
**TYPICAL SECTION
SEGMENT 3
STA. 3082+50 TO STA. 3087+50**



**TYPICAL SECTION
SEGMENT 3
STA. 3087+50 TO STA. 3091+50**

STA. 3087+50 TO STA. 3089+50

- NOTES:**
- SEE PLAN SHEETS FOR LIMITS.
 - SEE ROADWAY PLANS AND RETAINING WALL TYPICAL SECTIONS FOR RETAINING WALL LOCATIONS AND DETAILS.
 - PROPOSED BUFFER AREAS AND GREENSPACES TO HAVE 4" TOPSOIL AND SOD.
 - SEE CROSS SECTION SHEETS FOR SUPERELEVATION.



PROFESSIONAL CERTIFICATION:
I HEREBY CERTIFY THAT THESE DOCUMENTS WERE PREPARED OR APPROVED BY ME AND THAT I AM A DULY LICENSED PROFESSIONAL ENGINEER UNDER THE LAWS OF THE STATE OF MARYLAND.
LICENSE NO: _____ EXPIRATION DATE: _____

NO.	REVISION	DATE	BY

MONTGOMERY COUNTY DEPARTMENT OF TRANSPORTATION
DIVISION OF TRANSPORTATION ENGINEERING
GAITHERSBURG, MARYLAND

RECOMMENDED FOR APPROVAL

SEE TITLE SHEET FOR SIGNATURES _____ Date _____
Chief, Design Section

APPROVED

SEE TITLE SHEET FOR SIGNATURES _____ Date _____
Chief, Division of Transportation Engineering

Designed by: _____ Drawn by: _____ Checked by: _____

MD 355 BUS RAPID TRANSIT (BRT)

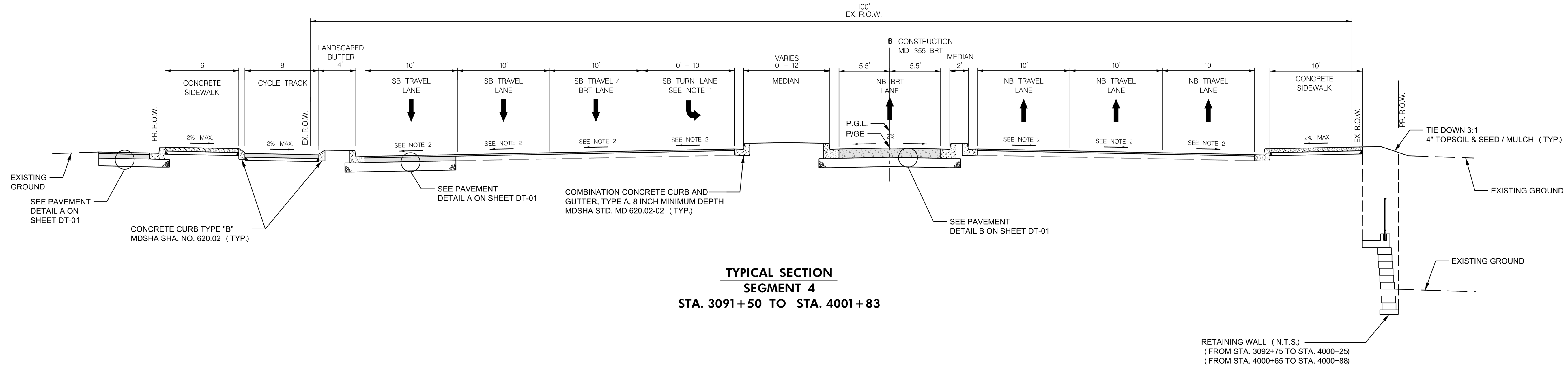
TYPICAL SECTION

SCALE : NOT TO SCALE DATE : DECEMBER 2022

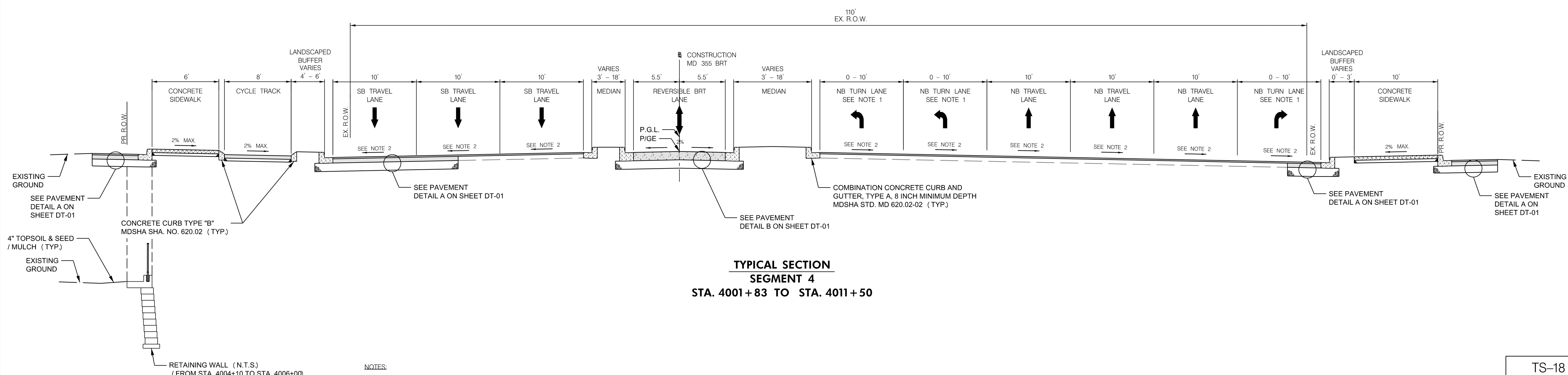
Project No. : 502005 SHEET 58 of 887

TS-17

I:\29\2022\pw\stantec-sc-pw-bentley.com\stantec-sc-pw-02\Documents\202621306\700_CADD\702_Civil\352_Plans\pHT-0018_MD355BRT.dgn

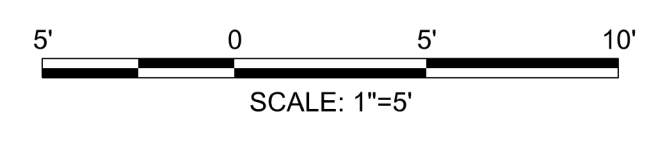


**TYPICAL SECTION
SEGMENT 4
STA. 3091+50 TO STA. 4001+83**



**TYPICAL SECTION
SEGMENT 4
STA. 4001+83 TO STA. 4011+50**

- NOTES:**
1. SEE PLAN SHEETS FOR LIMITS.
 2. SEE CROSS SECTION SHEETS FOR SUPERELEVATION.
 3. SEE ROADWAY PLANS AND RETAINING WALL TYPICAL SECTIONS FOR RETAINING WALL LOCATIONS AND DETAILS.
 4. PROPOSED BUFFER AREAS AND GREENSPACES TO HAVE 4" TOPSOIL AND SOD.



PROFESSIONAL CERTIFICATION:
I HEREBY CERTIFY THAT THESE DOCUMENTS WERE PREPARED OR APPROVED BY ME AND THAT I AM A DULY LICENSED PROFESSIONAL ENGINEER UNDER THE LAWS OF THE STATE OF MARYLAND.
LICENSE NO. _____ EXPIRATION DATE: _____

NO.	REVISION	DATE	BY

MONTGOMERY COUNTY DEPARTMENT OF TRANSPORTATION
DIVISION OF TRANSPORTATION ENGINEERING
GAITHERSBURG, MARYLAND

RECOMMENDED FOR APPROVAL
SEE TITLE SHEET FOR SIGNATURES
Chief, Design Section _____ Date _____
APPROVED
SEE TITLE SHEET FOR SIGNATURES
Chief, Division of Transportation Engineering _____ Date _____
Designed by: _____ Drawn by: _____ Checked by: _____

TS-18

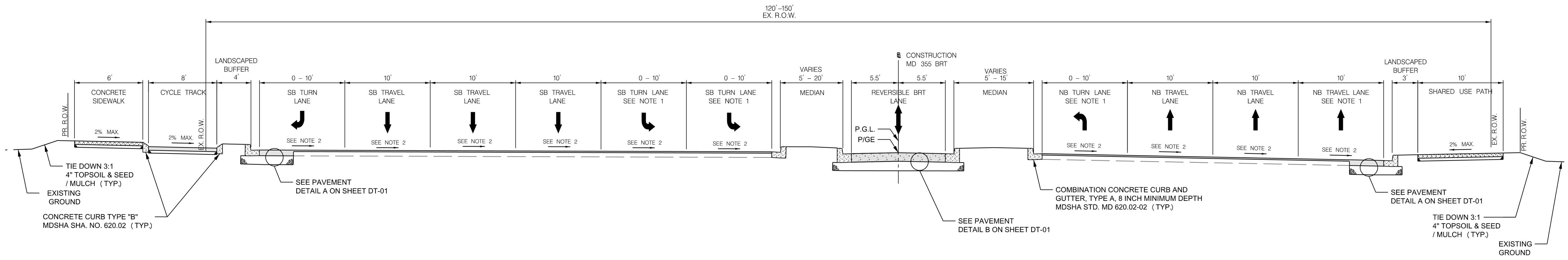
MD 355 BUS RAPID TRANSIT (BRT)

TYPICAL SECTION

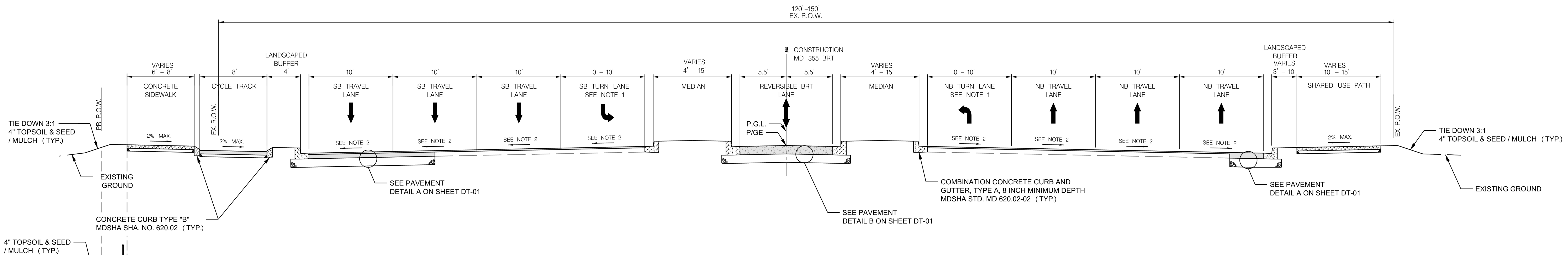
SCALE : NOT TO SCALE DATE : DECEMBER 2022

Project No. : 502005 SHEET 59 of 887

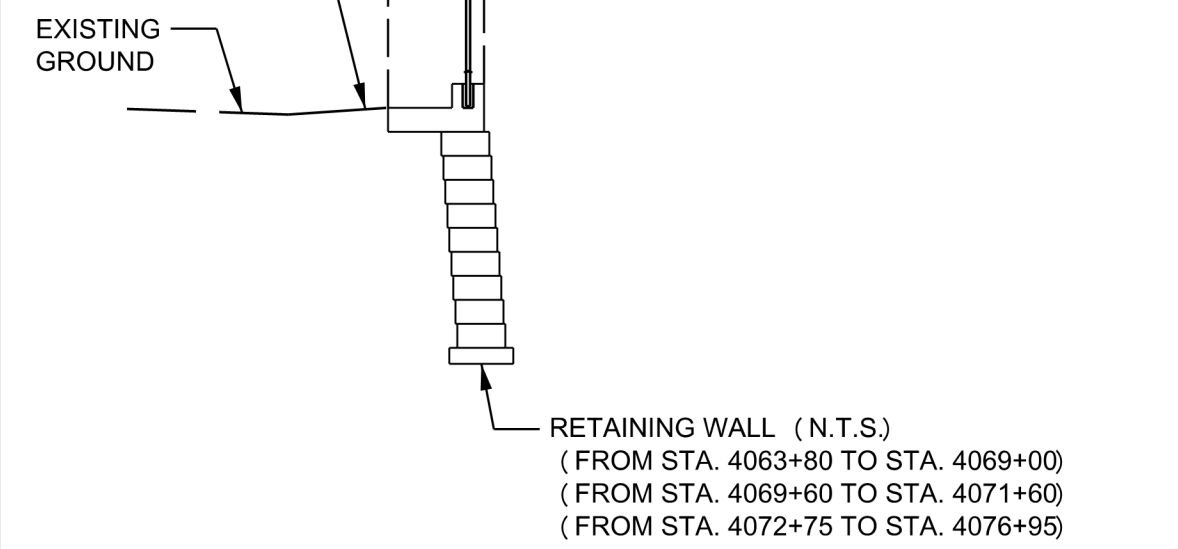
11/29/2022 P:\stntec-sc-pw\bentley.com\stntec-sc-pw-02\Documents\2026213106\700_CADD\702_Civil\35%_Plans\pht-0019_MD355BRT.dgn



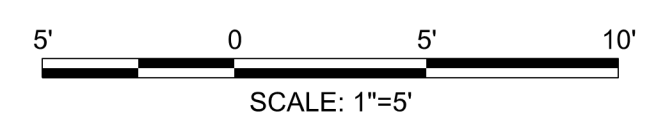
**TYPICAL SECTION
SEGMENT 4
STA. 4011+50 TO STA. 4023+00**



**TYPICAL SECTION
SEGMENT 4
STA. 4023+00 TO STA. 4051+23
STA. 4060+80 TO STA. 4083+00**



- NOTES:**
1. SEE PLAN SHEETS FOR LIMITS.
 2. SEE CROSS SECTION SHEETS FOR SUPERELEVATION.
 3. SEE ROADWAY PLANS AND RETAINING WALL TYPICAL SECTIONS FOR RETAINING WALL LOCATIONS AND DETAILS.
 4. PROPOSED BUFFER AREAS AND GREENSPACES TO HAVE 4" TOPSOIL AND SOD.



PROFESSIONAL CERTIFICATION:
I HEREBY CERTIFY THAT THESE DOCUMENTS WERE PREPARED OR APPROVED BY ME AND THAT I AM A DULY LICENSED PROFESSIONAL ENGINEER UNDER THE LAWS OF THE STATE OF MARYLAND.
LICENSE NO: _____ EXPIRATION DATE: _____

NO.	REVISION	DATE	BY

MONTGOMERY COUNTY DEPARTMENT OF TRANSPORTATION
DIVISION OF TRANSPORTATION ENGINEERING
GAITHERSBURG, MARYLAND

RECOMMENDED FOR APPROVAL

SEE TITLE SHEET FOR SIGNATURES _____ Date _____
Chief, Design Section

APPROVED

SEE TITLE SHEET FOR SIGNATURES _____ Date _____
Chief, Division of Transportation Engineering

Designed by : _____ Drawn by : _____ Checked by : _____

TS-19

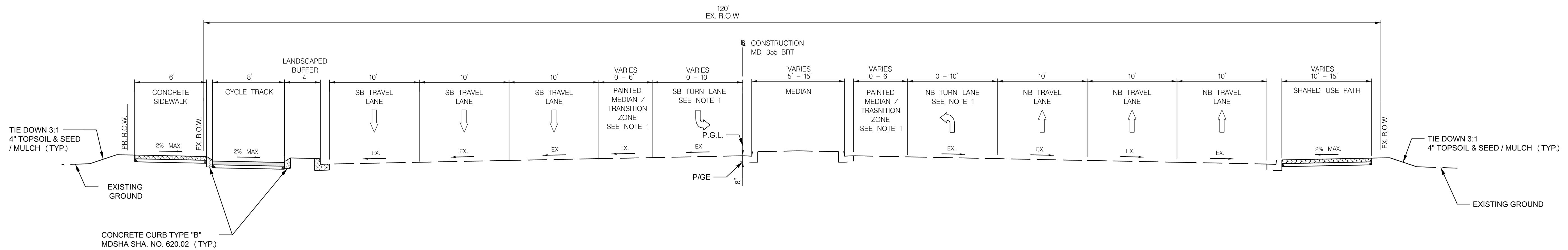
MD 355 BUS RAPID TRANSIT (BRT)

TYPICAL SECTION

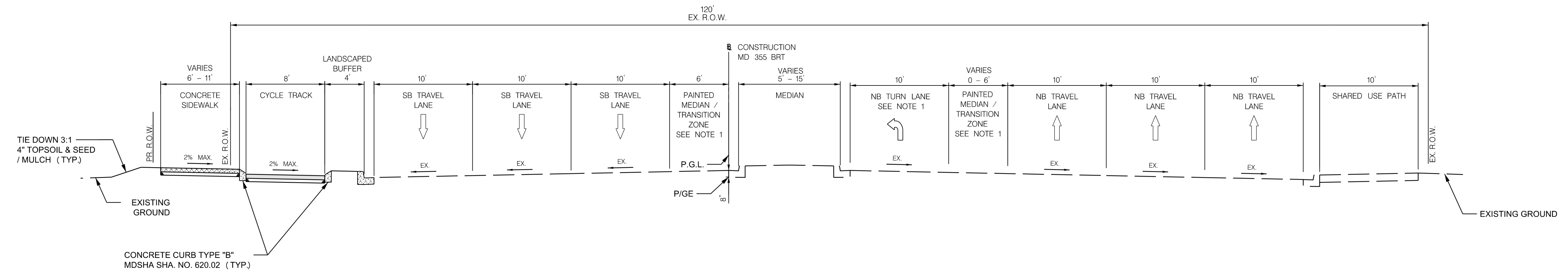
SCALE : NOT TO SCALE DATE : DECEMBER 2022

Project No. : 502005 SHEET 60 of 887

11/29/2022 P:\stntec-sc-pw\stntec-sc-pw-02\Documents\2026213106\700_CADD\702_Civil\35%_Plans\PHIT-0020_MD355BRT.dgn

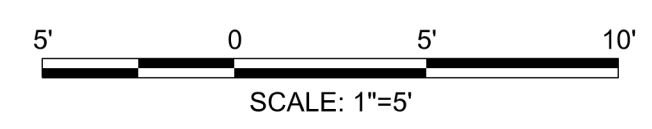


TYPICAL SECTION
SEGMENT 4
STA. 4051+23 TO STA. 4057+42



TYPICAL SECTION
SEGMENT 4
STA. 4057+42 TO STA. 4060+80

- NOTES:
1. SEE PLAN SHEETS FOR LIMITS.
 2. SEE ROADWAY PLANS AND RETAINING WALL TYPICAL SECTIONS FOR RETAINING WALL LOCATIONS AND DETAILS.
 3. PROPOSED BUFFER AREAS AND GREENSPACES TO HAVE 4" TOPSOIL AND SOD.



PROFESSIONAL CERTIFICATION:
 I HEREBY CERTIFY THAT THESE DOCUMENTS WERE PREPARED OR APPROVED BY ME AND THAT I AM A DULY LICENSED PROFESSIONAL ENGINEER UNDER THE LAWS OF THE STATE OF MARYLAND.
 LICENSE NO.: _____ EXPIRATION DATE: _____

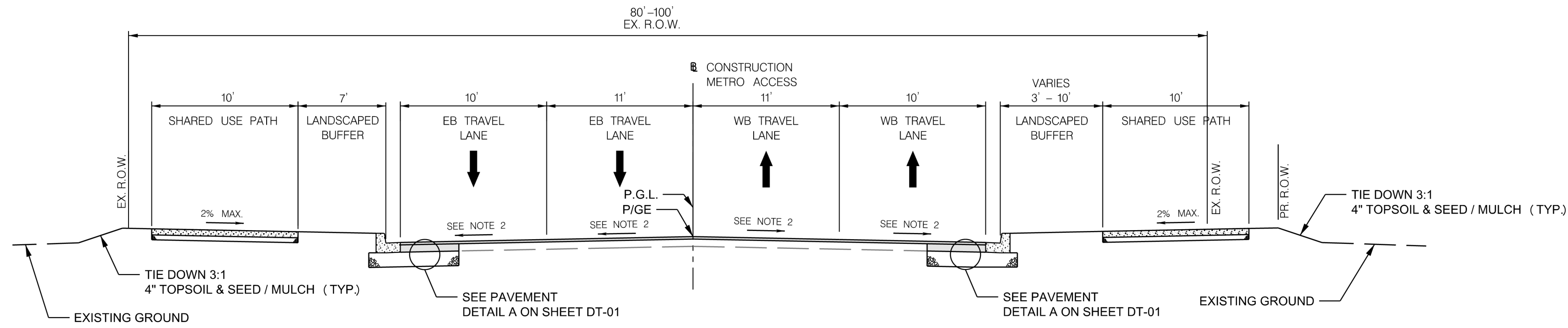
NO.	REVISION	DATE	BY

MONTGOMERY COUNTY DEPARTMENT OF TRANSPORTATION DIVISION OF TRANSPORTATION ENGINEERING GAITHERSBURG, MARYLAND	
RECOMMENDED FOR APPROVAL	
SEE TITLE SHEET FOR SIGNATURES Chief, Design Section	Date _____
APPROVED	
SEE TITLE SHEET FOR SIGNATURES Chief, Division of Transportation Engineering	Date _____
Designed by : _____	Drawn by : _____ Checked by : _____

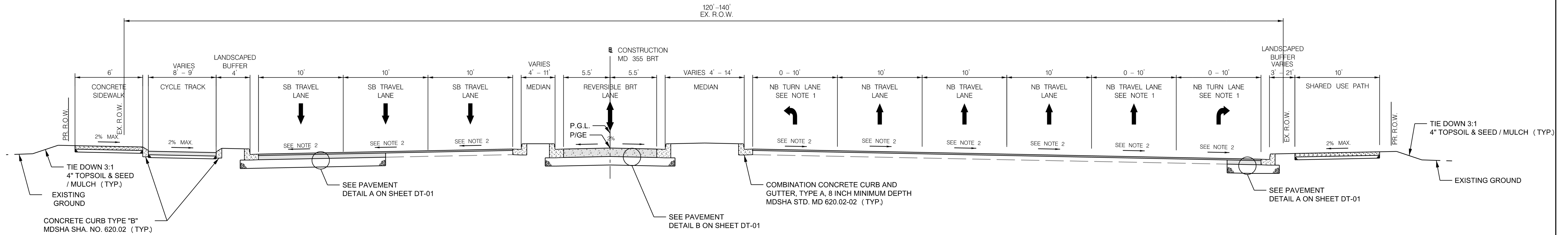
MD 355 BUS RAPID TRANSIT (BRT)	
TYPICAL SECTION	
SCALE : NOT TO SCALE	DATE : DECEMBER 2022
Project No. : 502005	SHEET 61 of 887

TS-20

I:\2022\11\29\2022\sc-pw-bentley.com\stntec-sc-pw-02\Documents\202621306\700_CADD\702_Civil\352_Plans\pht-0021_MD355BRT.dgn



**TYPICAL SECTION
SEGMENT 4
METRO ACCESS ROAD
STA. 10+50 TO STA. 16+00**



**TYPICAL SECTION
SEGMENT 4
STA. 4083+00 TO STA. 4093+00**

- NOTES:
1. SEE PLAN SHEETS FOR LIMITS.
 2. SEE CROSS SECTION SHEETS FOR SUPERELEVATION.
 3. SEE ROADWAY PLANS AND RETAINING WALL TYPICAL SECTIONS FOR RETAINING WALL LOCATIONS AND DETAILS.
 4. PROPOSED BUFFER AREAS AND GREENSPACES TO HAVE 4" TOPSOIL AND SOD.



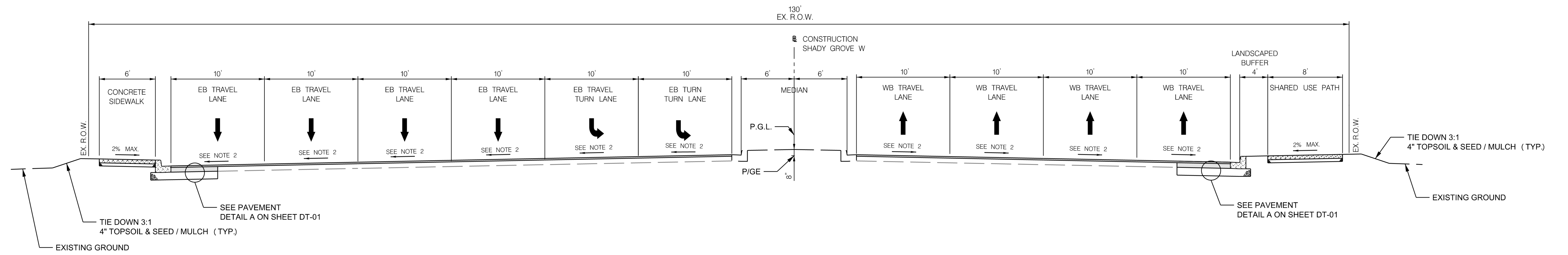
PROFESSIONAL CERTIFICATION:
I HEREBY CERTIFY THAT THESE DOCUMENTS WERE PREPARED OR APPROVED BY ME AND THAT I AM A DULY LICENSED PROFESSIONAL ENGINEER UNDER THE LAWS OF THE STATE OF MARYLAND.
LICENSE NO.: _____ EXPIRATION DATE: _____

NO.	REVISION	DATE	BY

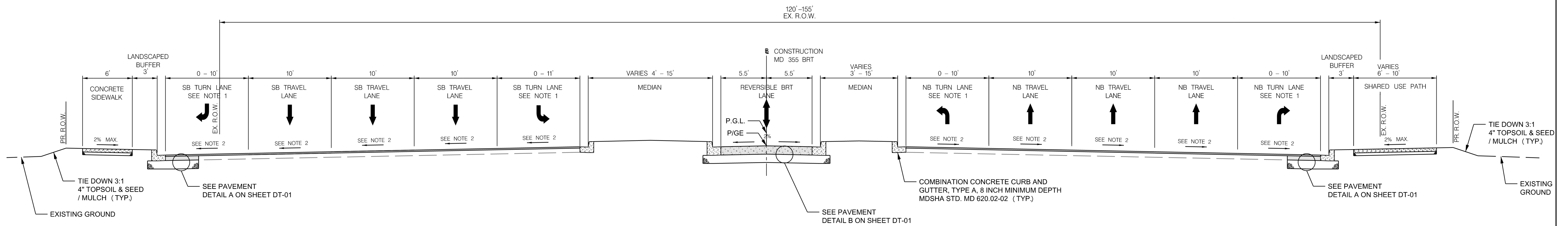
MONTGOMERY COUNTY DEPARTMENT OF TRANSPORTATION DIVISION OF TRANSPORTATION ENGINEERING GAITHERSBURG, MARYLAND		MD 355 BUS RAPID TRANSIT (BRT) TYPICAL SECTION	
RECOMMENDED FOR APPROVAL SEE TITLE SHEET FOR SIGNATURES _____ Date _____ Chief, Design Section		APPROVED SEE TITLE SHEET FOR SIGNATURES _____ Date _____ Chief, Division of Transportation Engineering	
Designed by : _____ Drawn by : _____ Checked by : _____		SCALE : NOT TO SCALE DATE : DECEMBER 2022 Project No. : <u>502005</u> SHEET <u>62</u> of <u>887</u>	

TS-21

I:\2022\11\29\2022\stntec-sc-pw-02\Documents\2022\11\35\CADD\702 Civil\35\ Plans\PHIT-0022.MD355BRT.dgn



TYPICAL SECTION
SEGMENT 4
SHADY GROVE ROAD W
STA. 10+60 TO STA. 11+85



TYPICAL SECTION
SEGMENT 4
STA. 4093+00 TO STA. 4108+00

- NOTES:**
1. SEE PLAN SHEETS FOR LIMITS.
 2. SEE CROSS SECTION SHEETS FOR SUPERELEVATION.
 3. SEE ROADWAY PLANS AND RETAINING WALL TYPICAL SECTIONS FOR RETAINING WALL LOCATIONS AND DETAILS.
 4. PROPOSED BUFFER AREAS AND GREENSPACES TO HAVE 4" TOPSOIL AND SOD.



PROFESSIONAL CERTIFICATION:
I HEREBY CERTIFY THAT THESE DOCUMENTS WERE PREPARED OR APPROVED BY ME AND THAT I AM A DULY LICENSED PROFESSIONAL ENGINEER UNDER THE LAWS OF THE STATE OF MARYLAND.
LICENSE NO: _____ EXPIRATION DATE: _____

NO.	REVISION	DATE	BY

MONTGOMERY COUNTY DEPARTMENT OF TRANSPORTATION
DIVISION OF TRANSPORTATION ENGINEERING
GAITHERSBURG, MARYLAND

RECOMMENDED FOR APPROVAL
SEE TITLE SHEET FOR SIGNATURES _____ Date _____
Chief, Design Section
APPROVED
SEE TITLE SHEET FOR SIGNATURES _____ Date _____
Chief, Division of Transportation Engineering
Designed by : _____ Drawn by : _____ Checked by : _____

MD 355 BUS RAPID TRANSIT (BRT)

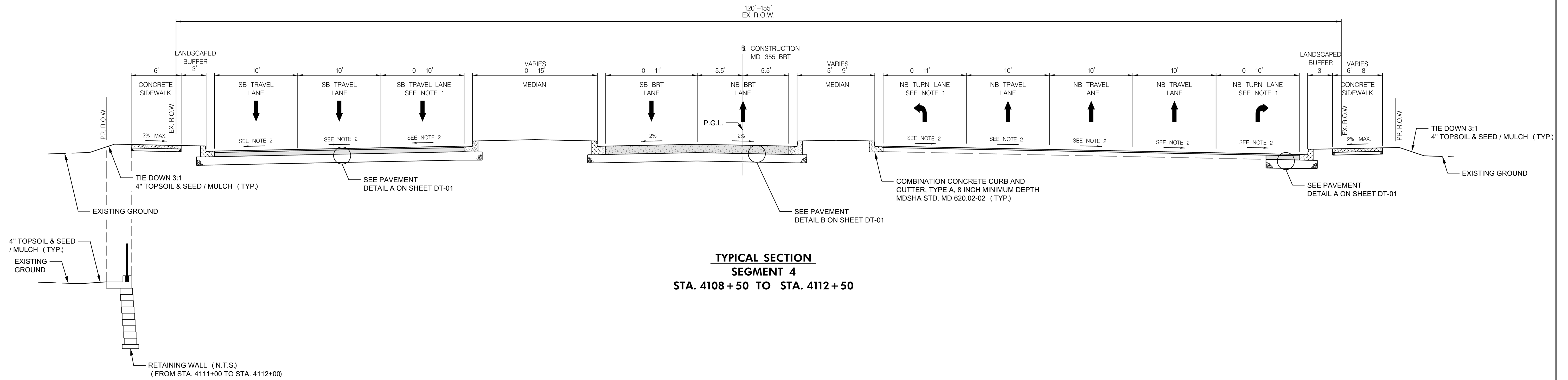
TYPICAL SECTION

SCALE : NOT TO SCALE DATE : DECEMBER 2022

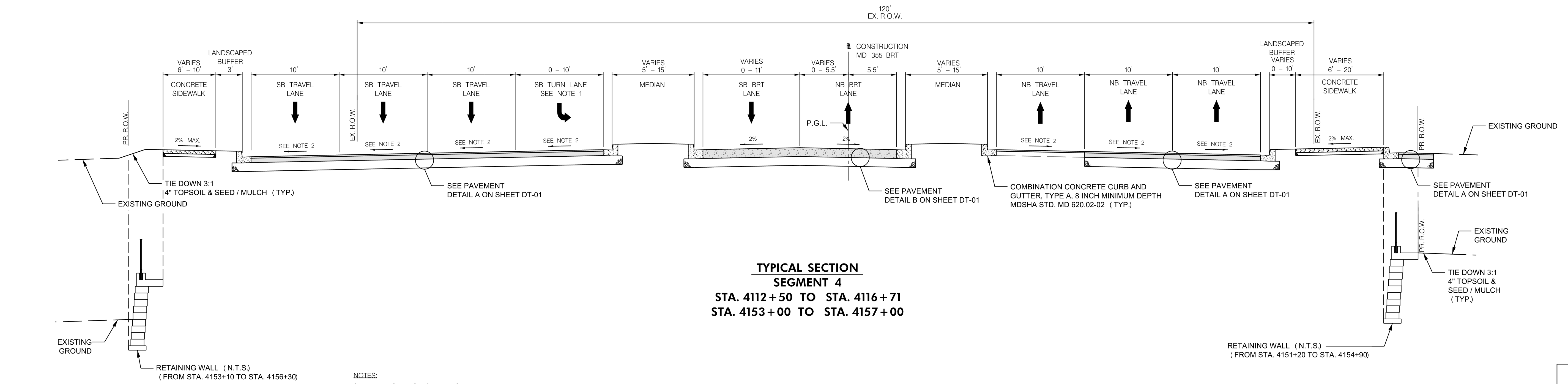
Project No. : 502005 SHEET 63 of 887

TS-22

11/29/2022 P:\stntec-sc-pw\stntec-sc-pw-02\Documents\2026213106\700 CADD\702 Civil\352 Plans\pht-0023_MD355BRT.dgn

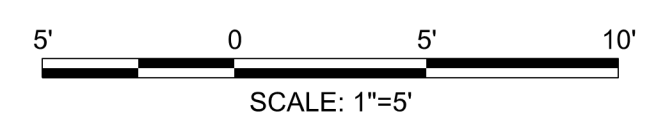


**TYPICAL SECTION
SEGMENT 4
STA. 4108+50 TO STA. 4112+50**



**TYPICAL SECTION
SEGMENT 4
STA. 4112+50 TO STA. 4116+71
STA. 4153+00 TO STA. 4157+00**

- NOTES:**
1. SEE PLAN SHEETS FOR LIMITS.
 2. SEE CROSS SECTION SHEETS FOR SUPERELEVATION.
 3. SEE ROADWAY PLANS AND RETAINING WALL TYPICAL SECTIONS FOR RETAINING WALL LOCATIONS AND DETAILS.
 4. PROPOSED BUFFER AREAS AND GREENSPACES TO HAVE 4\"/>



PROFESSIONAL CERTIFICATION:
I HEREBY CERTIFY THAT THESE DOCUMENTS WERE PREPARED OR APPROVED BY ME AND THAT I AM A DULY LICENSED PROFESSIONAL ENGINEER UNDER THE LAWS OF THE STATE OF MARYLAND.
LICENSE NO: _____ EXPIRATION DATE: _____

NO.	REVISION	DATE	BY

MONTGOMERY COUNTY DEPARTMENT OF TRANSPORTATION
DIVISION OF TRANSPORTATION ENGINEERING
GAITHERSBURG, MARYLAND

RECOMMENDED FOR APPROVAL
SEE TITLE SHEET FOR SIGNATURES _____ Date _____
Chief, Design Section
APPROVED
SEE TITLE SHEET FOR SIGNATURES _____ Date _____
Chief, Division of Transportation Engineering
Designed by: _____ Drawn by: _____ Checked by: _____

MD 355 BUS RAPID TRANSIT (BRT)

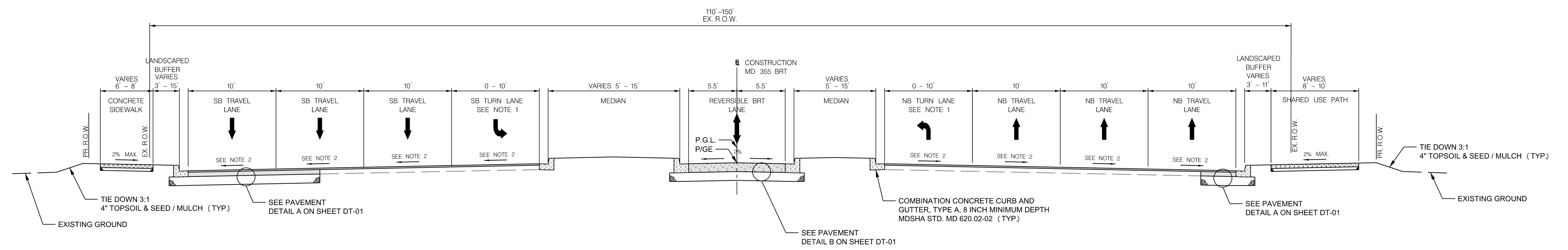
TYPICAL SECTION

SCALE : NOT TO SCALE DATE : DECEMBER 2022

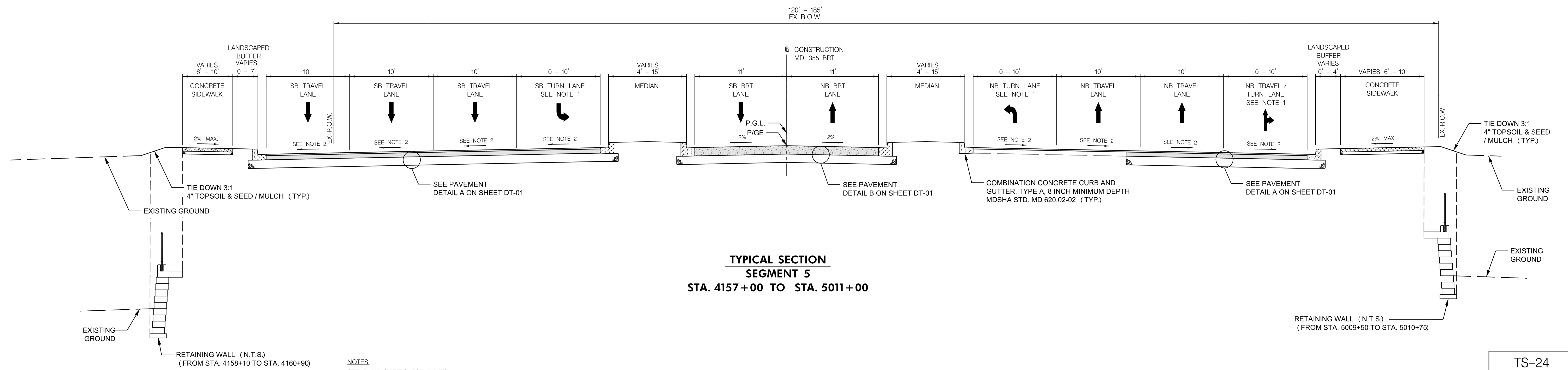
Project No. : 502005 SHEET 64 of 887

TS-23

11/29/2022 P:\stntec-sc-pw\stntec-sc-pw-02\Documents\202621306\700 CADD\702 Civil\352 Plans\PHIT-0024_MD355BRT.dgn

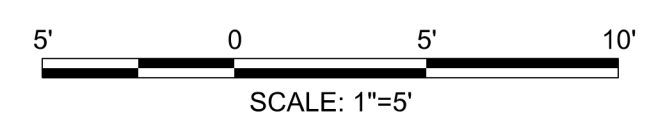


**TYPICAL SECTION
SEGMENT 4
STA. 4116+71 TO STA. 4153+00**



**TYPICAL SECTION
SEGMENT 5
STA. 4157+00 TO STA. 5011+00**

- NOTES:**
1. SEE PLAN SHEETS FOR LIMITS.
 2. SEE CROSS SECTION SHEETS FOR SUPERELEVATION.
 3. SEE ROADWAY PLANS AND RETAINING WALL TYPICAL SECTIONS FOR RETAINING WALL LOCATIONS AND DETAILS.
 4. PROPOSED BUFFER AREAS AND GREENSPACES TO HAVE 4" TOPSOIL AND SOD.



PROFESSIONAL CERTIFICATION:
I HEREBY CERTIFY THAT THESE DOCUMENTS WERE PREPARED OR APPROVED BY ME AND THAT I AM A DULY LICENSED PROFESSIONAL ENGINEER UNDER THE LAWS OF THE STATE OF MARYLAND.
LICENSE NO: _____ EXPIRATION DATE: _____

NO.	REVISION	DATE	BY

MONTGOMERY COUNTY DEPARTMENT OF TRANSPORTATION
DIVISION OF TRANSPORTATION ENGINEERING
GAITHERSBURG, MARYLAND

RECOMMENDED FOR APPROVAL

SEE TITLE SHEET FOR SIGNATURES
Chief, Design Section _____ Date _____

APPROVED

SEE TITLE SHEET FOR SIGNATURES
Chief, Division of Transportation Engineering _____ Date _____

Designed by: _____ Drawn by: _____ Checked by: _____

MD 355 BUS RAPID TRANSIT (BRT)

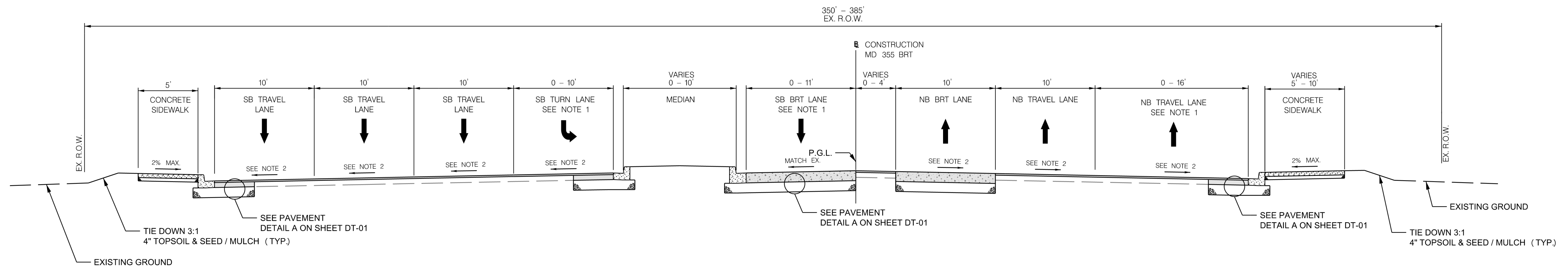
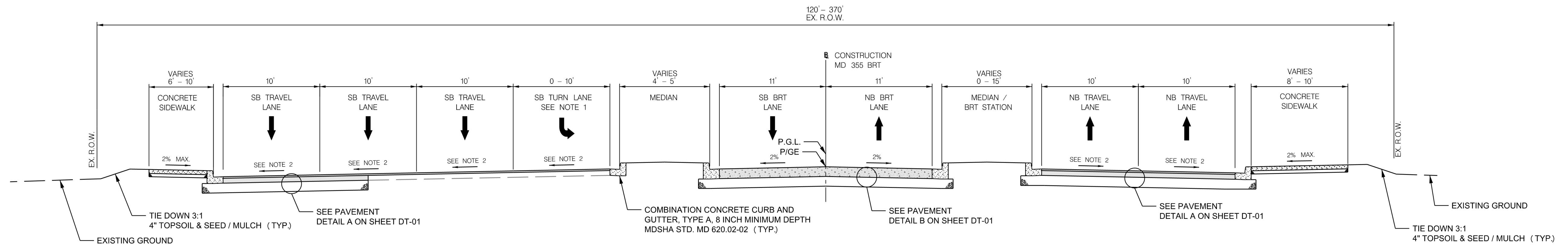
TYPICAL SECTION

SCALE : NOT TO SCALE DATE : DECEMBER 2022

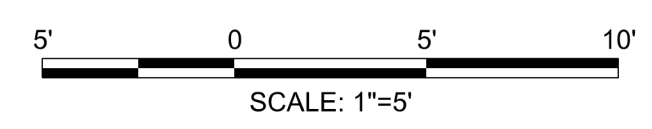
Project No. : 502005 SHEET 65 of 887

TS-24

I:\29\2022\pw\stantec-sc-pw-bentley.com\stantec-sc-pw-02\Documents\202621306\700 CADD\702 Civil\35% Plans\pht-0025_MD355BRT.dgn



- NOTES:**
1. SEE PLAN SHEETS FOR LIMITS.
 2. SEE CROSS SECTION SHEETS FOR SUPERELEVATION.
 3. SEE ROADWAY PLANS AND RETAINING WALL TYPICAL SECTIONS FOR RETAINING WALL LOCATIONS AND DETAILS.
 4. PROPOSED BUFFER AREAS AND GREENSPACES TO HAVE 4" TOPSOIL AND SOD.



PROFESSIONAL CERTIFICATION:
I HEREBY CERTIFY THAT THESE DOCUMENTS WERE PREPARED OR APPROVED BY ME AND THAT I AM A DULY LICENSED PROFESSIONAL ENGINEER UNDER THE LAWS OF THE STATE OF MARYLAND.
LICENSE NO: _____ EXPIRATION DATE: _____

NO.	REVISION	DATE	BY

MONTGOMERY COUNTY DEPARTMENT OF TRANSPORTATION
DIVISION OF TRANSPORTATION ENGINEERING
GAITHERSBURG, MARYLAND

RECOMMENDED FOR APPROVAL

SEE TITLE SHEET FOR SIGNATURES
Chief, Design Section _____ Date _____

APPROVED

SEE TITLE SHEET FOR SIGNATURES
Chief, Division of Transportation Engineering _____ Date _____

Designed by: _____ Drawn by: _____ Checked by: _____

TS-25

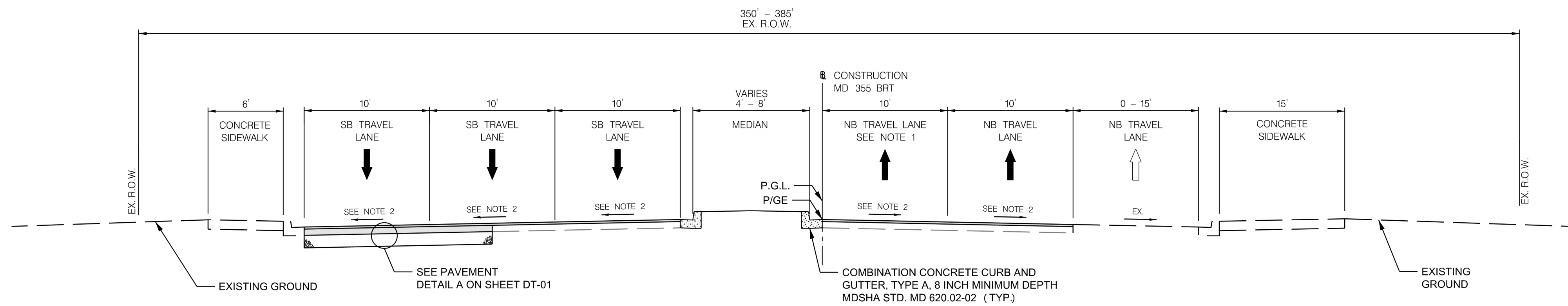
MD 355 BUS RAPID TRANSIT (BRT)

TYPICAL SECTION

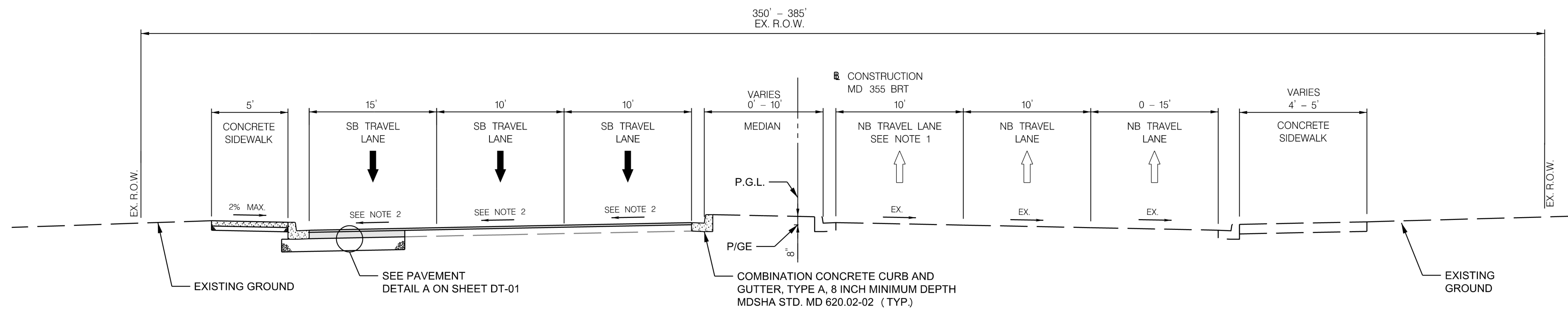
SCALE : NOT TO SCALE DATE : DECEMBER 2022

Project No. : 502005 SHEET 66 of 887

I:\29\2022\pwworking\stntec-sc-pw-02\Documents\202621306\700 CADD\702 Civil\35% Plans\pht-0026_MD355BRT.dgn



**TYPICAL SECTION
SEGMENT 5
STA. 5016 + 38 TO STA. 5017 + 50**



**TYPICAL SECTION
SEGMENT 5
STA. 5017 + 50 TO 5018 + 58**

- NOTES:**
1. SEE PLAN SHEETS FOR LIMITS.
 2. SEE CROSS SECTION SHEETS FOR SUPERELEVATION.
 3. SEE ROADWAY PLANS AND RETAINING WALL TYPICAL SECTIONS FOR RETAINING WALL LOCATIONS AND DETAILS.
 4. PROPOSED BUFFER AREAS AND GREENSPACES TO HAVE 4" TOPSOIL AND SOD.



PROFESSIONAL CERTIFICATION:
I HEREBY CERTIFY THAT THESE DOCUMENTS WERE PREPARED OR APPROVED BY ME AND THAT I AM A DULY LICENSED PROFESSIONAL ENGINEER UNDER THE LAWS OF THE STATE OF MARYLAND.
LICENSE NO: _____ EXPIRATION DATE: _____

NO.	REVISION	DATE	BY

MONTGOMERY COUNTY DEPARTMENT OF TRANSPORTATION
DIVISION OF TRANSPORTATION ENGINEERING
GAITHERSBURG, MARYLAND

RECOMMENDED FOR APPROVAL

SEE TITLE SHEET FOR SIGNATURES _____ Date _____
Chief, Design Section

APPROVED

SEE TITLE SHEET FOR SIGNATURES _____ Date _____
Chief, Division of Transportation Engineering

Designed by : _____ Drawn by : _____ Checked by : _____

TS-26

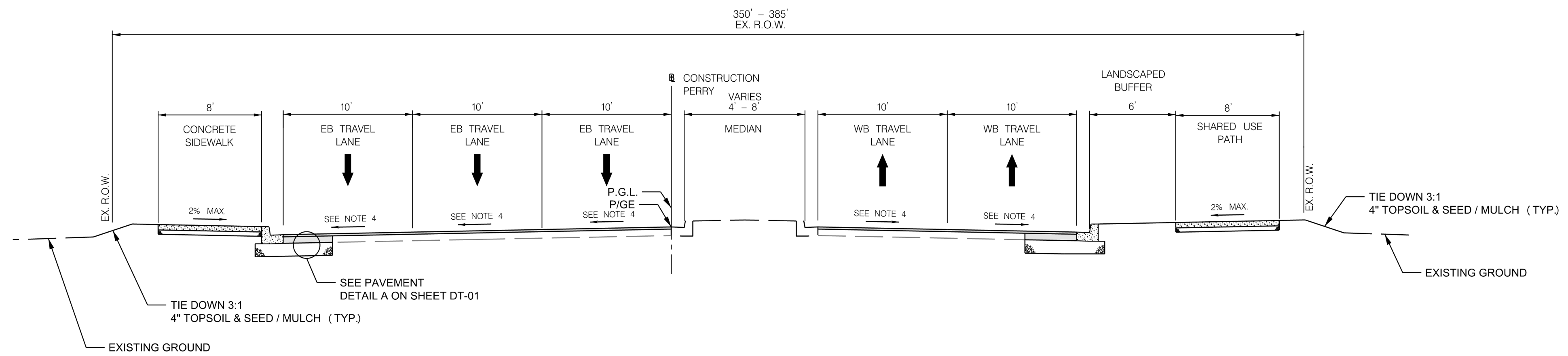
MD 355 BUS RAPID TRANSIT (BRT)

TYPICAL SECTION

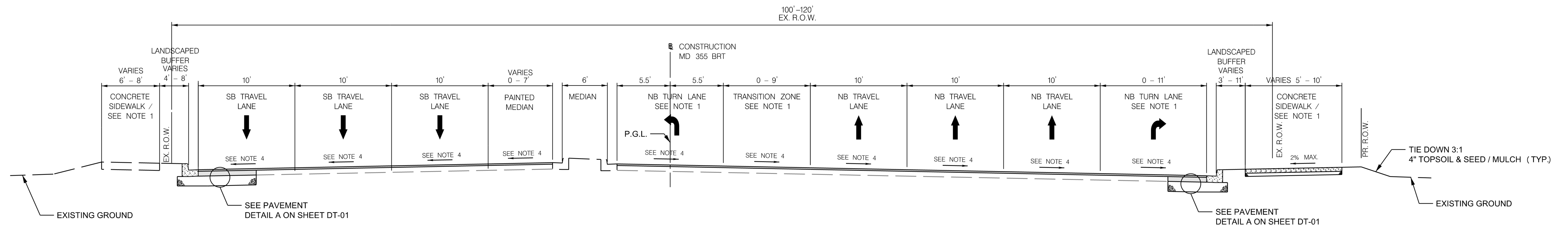
SCALE : NOT TO SCALE DATE : DECEMBER 2022

Project No. : 502005 SHEET 67 of 887

I:\2022\11\29\2022\11\29\stntec-sc-pw-bentley.com\stntec-sc-pw-02\Documents\202621306\700 CAD\702 Civil\35% Plans\PHIT-0027_MD355BRT.dgn



TYPICAL SECTION
SEGMENT 5
PERRY PARKWAY
STA. 10+50 TO STA. 13+15



TYPICAL SECTION
SEGMENT 6
STA. 6008+00 TO STA. 6012+50

NOTES:

1. SEE PLAN SHEETS FOR LIMITS.
2. SEE ROADWAY PLANS AND RETAINING WALL TYPICAL SECTIONS FOR RETAINING WALL LOCATIONS AND DETAILS.
3. PROPOSED BUFFER AREAS AND GREENSPACES TO HAVE 4" TOPSOIL AND SOD.
4. SEE CROSS SECTION SHEETS FOR SUPERELEVATION.



PROFESSIONAL CERTIFICATION:
 I HEREBY CERTIFY THAT THESE DOCUMENTS WERE PREPARED
 OR APPROVED BY ME AND THAT I AM A DULY LICENSED
 PROFESSIONAL ENGINEER UNDER THE LAWS OF THE STATE
 OF MARYLAND.
 LICENSE NO: _____ EXPIRATION DATE: _____

NO.	REVISION	DATE	BY

MONTGOMERY COUNTY DEPARTMENT OF TRANSPORTATION
 DIVISION OF TRANSPORTATION ENGINEERING
 GAITHERSBURG, MARYLAND

RECOMMENDED FOR APPROVAL
 SEE TITLE SHEET FOR SIGNATURES _____ Date _____
 Chief, Design Section
 APPROVED
 SEE TITLE SHEET FOR SIGNATURES _____ Date _____
 Chief, Division of Transportation Engineering
 Designed by: _____ Drawn by: _____ Checked by: _____

TS-27

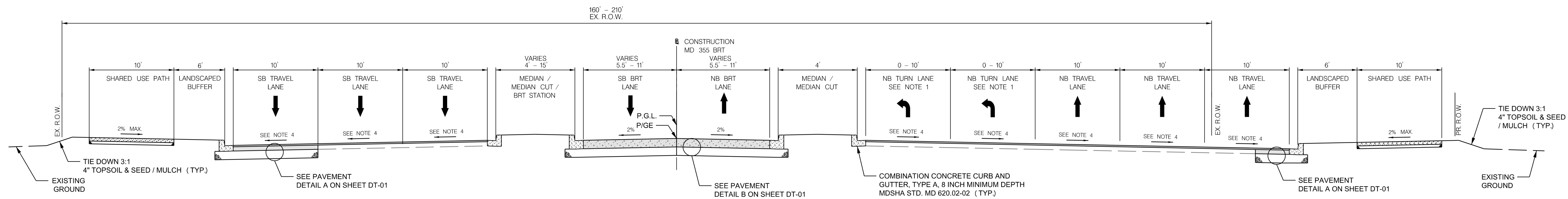
MD 355 BUS RAPID TRANSIT (BRT)

TYPICAL SECTION

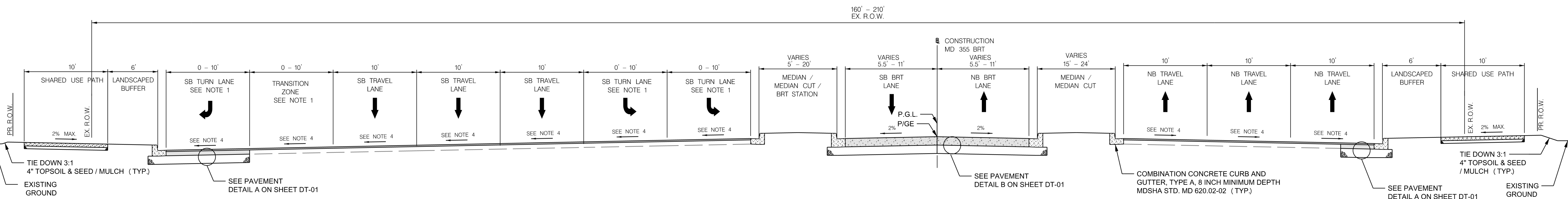
SCALE : NOT TO SCALE DATE : DECEMBER 2022

Project No. : 502005 SHEET 68 of 887

11/29/2022 P:\stntec-sc-pw\stntec.com\stntec-sc-pw-02\Documents\2026213106\700 CADD\702 Civil\35% Plans\PHIT-0028_MD355BRT.dgn



**TYPICAL SECTION
SEGMENT 6
STA. 6024+10 TO 6028+50**



**TYPICAL SECTION
SEGMENT 6
STA. 6028+50 TO STA. 6034+66**

- NOTES:**
1. SEE PLAN SHEETS FOR LIMITS.
 2. SEE ROADWAY PLANS AND RETAINING WALL TYPICAL SECTIONS FOR RETAINING WALL LOCATIONS AND DETAILS.
 3. PROPOSED BUFFER AREAS AND GREENSPACES TO HAVE 4" TOPSOIL AND SOD.
 4. SEE CROSS SECTION SHEETS FOR SUPERELEVATION.



PROFESSIONAL CERTIFICATION:
I HEREBY CERTIFY THAT THESE DOCUMENTS WERE PREPARED OR APPROVED BY ME AND THAT I AM A DULY LICENSED PROFESSIONAL ENGINEER UNDER THE LAWS OF THE STATE OF MARYLAND.
LICENSE NO: _____ EXPIRATION DATE: _____

NO.	REVISION	DATE	BY

MONTGOMERY COUNTY DEPARTMENT OF TRANSPORTATION
DIVISION OF TRANSPORTATION ENGINEERING
GAITHERSBURG, MARYLAND

RECOMMENDED FOR APPROVAL

SEE TITLE SHEET FOR SIGNATURES _____ Date _____
Chief, Design Section

APPROVED

SEE TITLE SHEET FOR SIGNATURES _____ Date _____
Chief, Division of Transportation Engineering

Designed by: _____ Drawn by: _____ Checked by: _____

TS-28

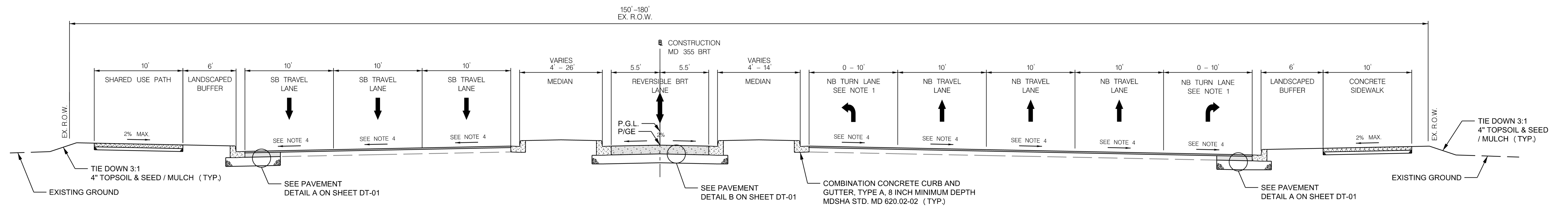
MD 355 BUS RAPID TRANSIT (BRT)

TYPICAL SECTION

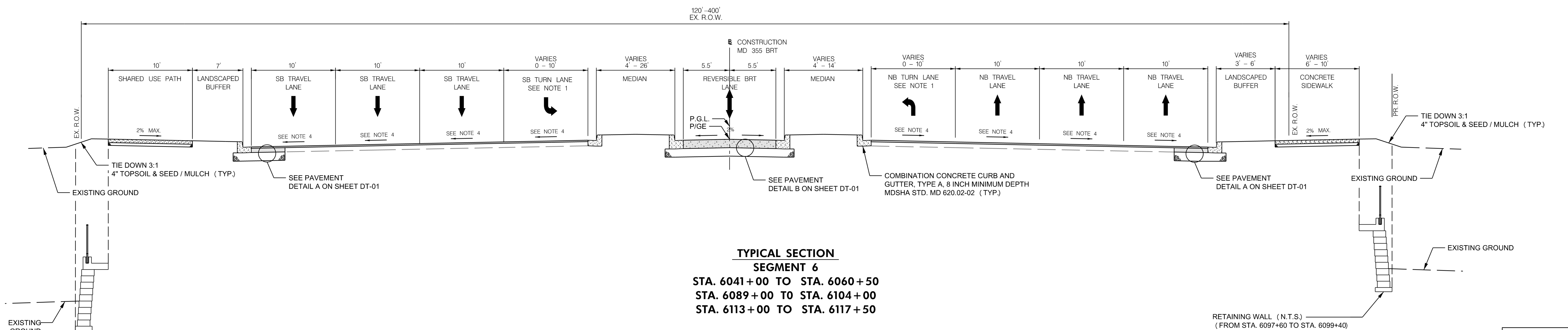
SCALE : NOT TO SCALE DATE : DECEMBER 2022

Project No. : 502005 SHEET 69 of 887

11/29/2022 P:\stntec-sc-pw\bentley.com\stntec-sc-pw-02\Documents\2026213106\700 CADD\702 Civil\352 Plans\PHIT-0029_MD355BRT.dgn



**TYPICAL SECTION
SEGMENT 6
STA. 6034+66 TO STA. 6041+00**



**TYPICAL SECTION
SEGMENT 6
STA. 6041+00 TO STA. 6060+50
STA. 6089+00 TO STA. 6104+00
STA. 6113+00 TO STA. 6117+50**

- NOTES:
1. SEE PLAN SHEETS FOR LIMITS.
 2. SEE ROADWAY PLANS AND RETAINING WALL TYPICAL SECTIONS FOR RETAINING WALL LOCATIONS AND DETAILS.
 3. PROPOSED BUFFER AREAS AND GREENSPACES TO HAVE 4" TOPSOIL AND SOD.
 4. SEE CROSS SECTION SHEETS FOR SUPERELEVATION.

RETAINING WALL (N.T.S.)
(FROM STA. 6048+50 TO STA. 6050+40)
(FROM STA. 6055+60 TO STA. 6057+40)
(FROM STA. 6099+50 TO STA. 6100+50)



PROFESSIONAL CERTIFICATION:
I HEREBY CERTIFY THAT THESE DOCUMENTS WERE PREPARED OR APPROVED BY ME AND THAT I AM A DULY LICENSED PROFESSIONAL ENGINEER UNDER THE LAWS OF THE STATE OF MARYLAND.
LICENSE NO: _____ EXPIRATION DATE: _____

NO.	REVISION	DATE	BY

MONTGOMERY COUNTY DEPARTMENT OF TRANSPORTATION
DIVISION OF TRANSPORTATION ENGINEERING
GAITHERSBURG, MARYLAND

RECOMMENDED FOR APPROVAL

SEE TITLE SHEET FOR SIGNATURES _____ Date _____
Chief, Design Section

APPROVED

SEE TITLE SHEET FOR SIGNATURES _____ Date _____
Chief, Division of Transportation Engineering

Designed by : _____ Drawn by : _____ Checked by : _____

MD 355 BUS RAPID TRANSIT (BRT)

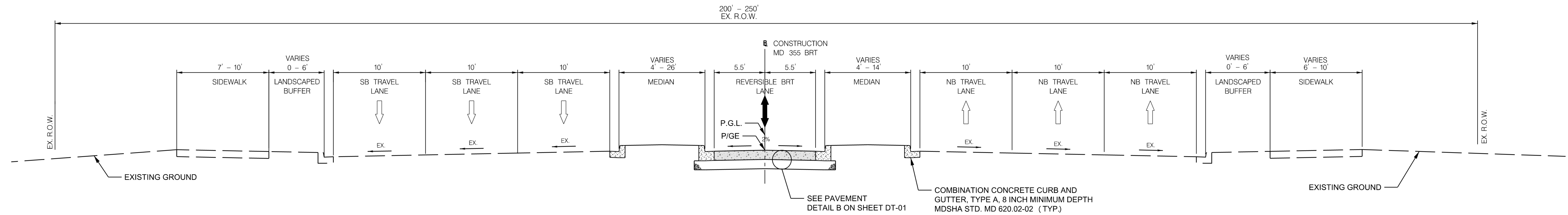
TYPICAL SECTION

SCALE : NOT TO SCALE DATE : DECEMBER 2022

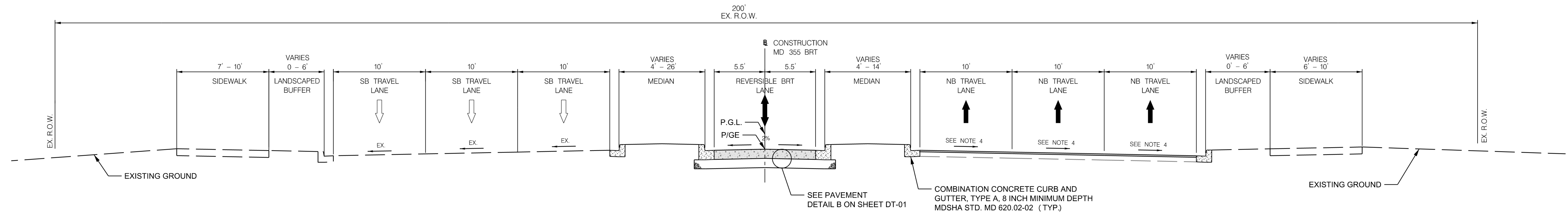
Project No. : 502005 SHEET 70 of 887

TS-29

I:\2022\11\29\2022\stntec-sc-pw-bentley.com\stntec-sc-pw-02\Documents\202621306\700_CADD\702_Civil\35%_Plans\pht-0030_MD355BRT.dgn



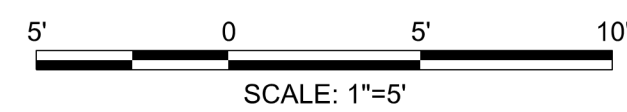
**TYPICAL SECTION
SEGMENT 6
STA. 6060+50 TO STA. 6069+75**



**TYPICAL SECTION
SEGMENT 6
STA. 6069+75 TO STA. 6070+30**

NOTES:

1. SEE PLAN SHEETS FOR LIMITS.
2. SEE ROADWAY PLANS AND RETAINING WALL TYPICAL SECTIONS FOR RETAINING WALL LOCATIONS AND DETAILS.
3. PROPOSED BUFFER AREAS AND GREENSPACES TO HAVE 4" TOPSOIL AND SOD.
4. SEE CROSS SECTION SHEETS FOR SUPERELEVATION.



PROFESSIONAL CERTIFICATION:
I HEREBY CERTIFY THAT THESE DOCUMENTS WERE PREPARED OR APPROVED BY ME AND THAT I AM A DULY LICENSED PROFESSIONAL ENGINEER UNDER THE LAWS OF THE STATE OF MARYLAND.
LICENSE NO: _____ EXPIRATION DATE: _____

NO.	REVISION	DATE	BY

MONTGOMERY COUNTY DEPARTMENT OF TRANSPORTATION
DIVISION OF TRANSPORTATION ENGINEERING
GAITHERSBURG, MARYLAND

RECOMMENDED FOR APPROVAL

SEE TITLE SHEET FOR SIGNATURES _____ Date _____
Chief, Design Section

APPROVED

SEE TITLE SHEET FOR SIGNATURES _____ Date _____
Chief, Division of Transportation Engineering

Designed by : _____ Drawn by : _____ Checked by : _____

TS-30

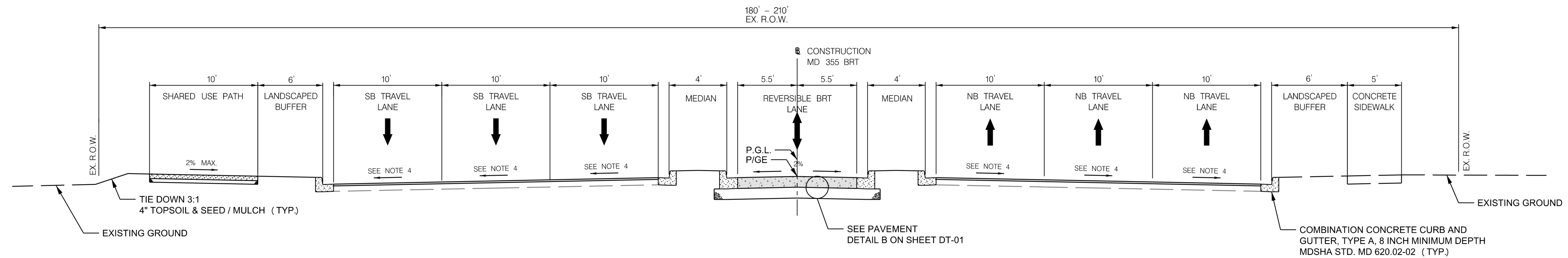
MD 355 BUS RAPID TRANSIT (BRT)

TYPICAL SECTION

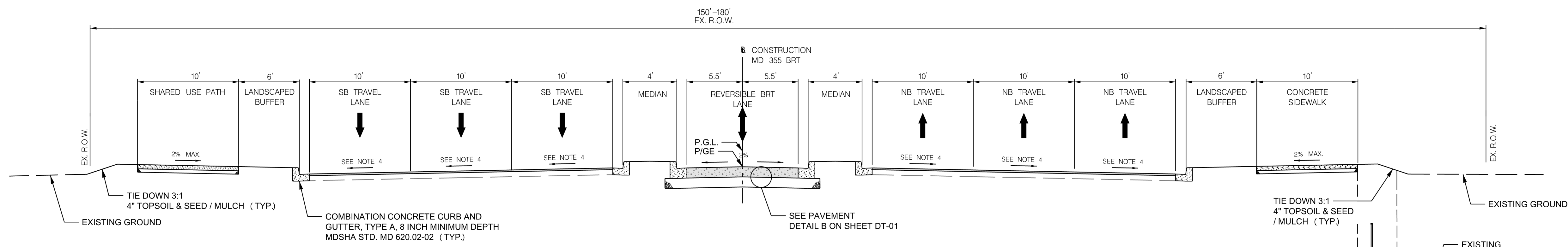
SCALE : NOT TO SCALE DATE : DECEMBER 2022

Project No. : 502005 SHEET 71 of 887

I:\29\2022\pwworking\stntec-sc-pw-02\Documents\2022\3106\700 CADD\702 Civil\352 Plans\pHT-0031_MD355BRT.dgn

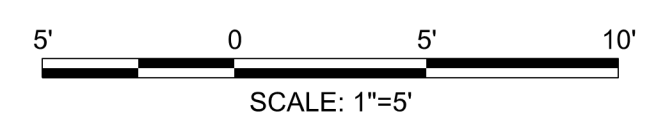


TYPICAL SECTION
SEGMENT 6
STA. 6070+30 TO STA. 6073+30



TYPICAL SECTION
SEGMENT 6
STA. 6073+30 TO STA. 6089+00
STA. 6104+00 TO STA. 6113+00

- NOTES:
1. SEE PLAN SHEETS FOR LIMITS.
 2. SEE ROADWAY PLANS AND RETAINING WALL TYPICAL SECTIONS FOR RETAINING WALL LOCATIONS AND DETAILS.
 3. PROPOSED BUFFER AREAS AND GREENSPACES TO HAVE 4" TOPSOIL AND SOD.
 4. SEE CROSS SECTION SHEETS FOR SUPERELEVATION.



PROFESSIONAL CERTIFICATION:
 I HEREBY CERTIFY THAT THESE DOCUMENTS WERE PREPARED OR APPROVED BY ME AND THAT I AM A DULY LICENSED PROFESSIONAL ENGINEER UNDER THE LAWS OF THE STATE OF MARYLAND.
 LICENSE NO: _____ EXPIRATION DATE: _____

NO.	REVISION	DATE	BY

MONTGOMERY COUNTY DEPARTMENT OF TRANSPORTATION
 DIVISION OF TRANSPORTATION ENGINEERING
 GAITHERSBURG, MARYLAND

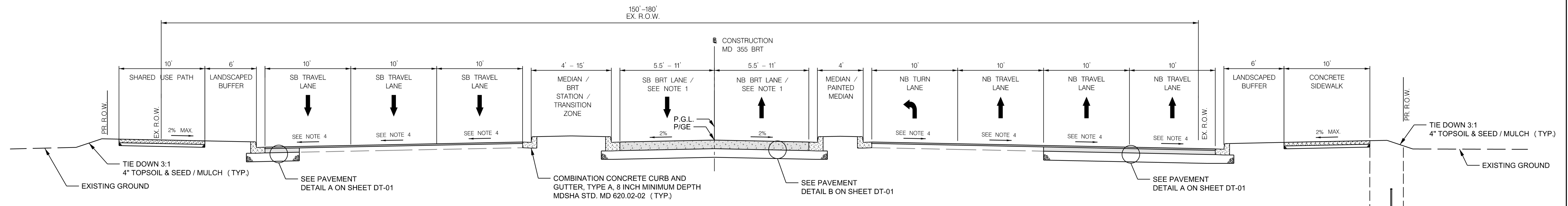
RECOMMENDED FOR APPROVAL
 SEE TITLE SHEET FOR SIGNATURES
 Chief, Design Section _____ Date _____
 APPROVED
 SEE TITLE SHEET FOR SIGNATURES
 Chief, Division of Transportation Engineering _____ Date _____
 Designed by: _____ Drawn by: _____ Checked by: _____

MD 355 BUS RAPID TRANSIT (BRT)
 TYPICAL SECTION

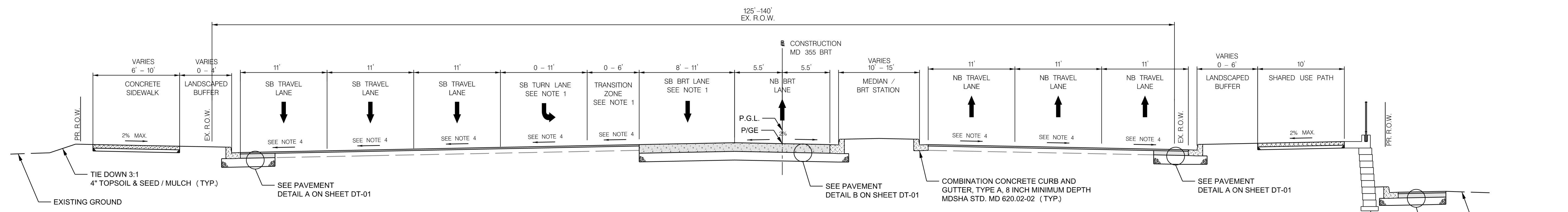
SCALE : NOT TO SCALE DATE : DECEMBER 2022
 Project No. : 502005 SHEET 72 of 887

TS-31

11/29/2022 P:\st\stntec-sc-pw-bentley.com\stntec-sc-pw-02\Documents\2026213106\700 CADD\702 Civil\352 Plans\pht-0032_MD355BRT.dgn



TYPICAL SECTION
SEGMENT 6
STA. 6117+50 TO STA. 6122+50



TYPICAL SECTION
SEGMENT 6
STA. 6122+50 TO STA. 6125+50

NOTES:

1. SEE PLAN SHEETS FOR LIMITS.
2. SEE ROADWAY PLANS AND RETAINING WALL TYPICAL SECTIONS FOR RETAINING WALL LOCATIONS AND DETAILS.
3. PROPOSED BUFFER AREAS AND GREENSPACES TO HAVE 4" TOPSOIL AND SOD.
4. SEE CROSS SECTION SHEETS FOR SUPERELEVATION.



6110 FROST PLACE,
 LAUREL, MARYLAND 20707
 (301) 982-2900
 www.stantec.com

PROFESSIONAL CERTIFICATION:
 I HEREBY CERTIFY THAT THESE DOCUMENTS WERE PREPARED
 OR APPROVED BY ME AND THAT I AM A DULY LICENSED
 PROFESSIONAL ENGINEER UNDER THE LAWS OF THE STATE
 OF MARYLAND.
 LICENSE NO: _____ EXPIRATION DATE: _____

NO.	REVISION	DATE	BY

MONTGOMERY COUNTY DEPARTMENT OF TRANSPORTATION
 DIVISION OF TRANSPORTATION ENGINEERING
 GAITHERSBURG, MARYLAND

RECOMMENDED FOR APPROVAL
 SEE TITLE SHEET FOR SIGNATURES
 Chief, Design Section
 Date

APPROVED
 SEE TITLE SHEET FOR SIGNATURES
 Chief, Division of Transportation Engineering
 Date

Designed by: _____ Drawn by: _____ Checked by: _____

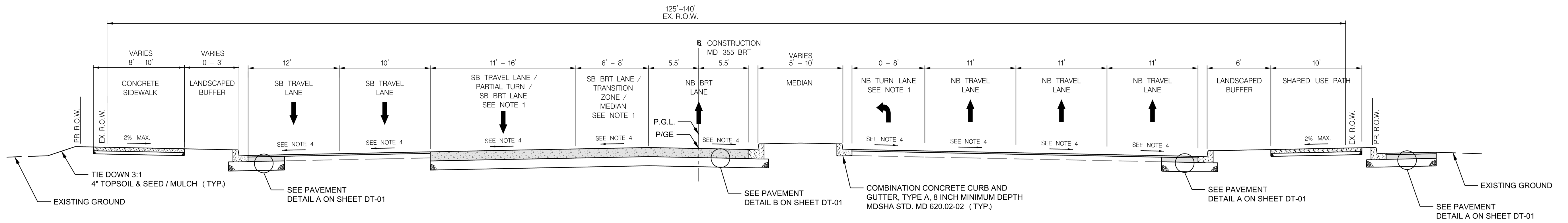
MD 355 BUS RAPID TRANSIT (BRT)
 TYPICAL SECTION

SCALE: NOT TO SCALE DATE: DECEMBER 2022

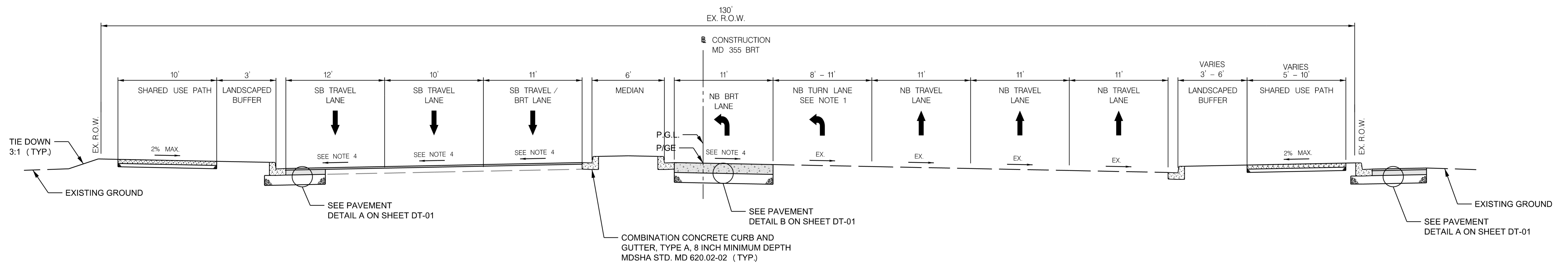
Project No.: 502005 SHEET 73 of 887

TS-32

I:\2022\11\29\2022\stntec-sc-pw-02\Documents\202621306\700 CADD\702 Civil\35% Plans\pht-0033_MD355BRT.dgn



**TYPICAL SECTION
SEGMENT 6
STA. 6125+50 TO STA. 6126+20**



**TYPICAL SECTION
SEGMENT 6
STA. 6126+20 TO STA. 6127+80**

- NOTES:**
- SEE PLAN SHEETS FOR LIMITS.
 - SEE ROADWAY PLANS AND RETAINING WALL TYPICAL SECTIONS FOR RETAINING WALL LOCATIONS AND DETAILS.
 - PROPOSED BUFFER AREAS AND GREENSPACES TO HAVE 4" TOPSOIL AND SOD.
 - SEE CROSS SECTION SHEETS FOR SUPERELEVATION.



PROFESSIONAL CERTIFICATION:
I HEREBY CERTIFY THAT THESE DOCUMENTS WERE PREPARED OR APPROVED BY ME AND THAT I AM A DULY LICENSED PROFESSIONAL ENGINEER UNDER THE LAWS OF THE STATE OF MARYLAND.
LICENSE NO: _____ EXPIRATION DATE: _____

NO.	REVISION	DATE	BY

MONTGOMERY COUNTY DEPARTMENT OF TRANSPORTATION
DIVISION OF TRANSPORTATION ENGINEERING
GAITHERSBURG, MARYLAND

RECOMMENDED FOR APPROVAL

SEE TITLE SHEET FOR SIGNATURES
Chief, Design Section _____ Date _____

APPROVED

SEE TITLE SHEET FOR SIGNATURES
Chief, Division of Transportation Engineering _____ Date _____

Designed by: _____ Drawn by: _____ Checked by: _____

TS-33

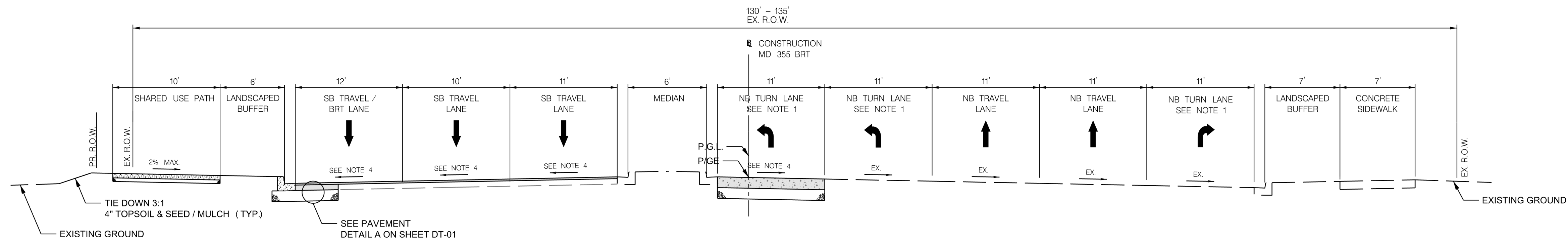
MD 355 BUS RAPID TRANSIT (BRT)

TYPICAL SECTION

SCALE : NOT TO SCALE DATE : DECEMBER 2022

Project No. : 502005 SHEET 74 of 887

I:\2022\11\29\2022\pwworkspace\stntec-sc-pw-02\Documents\202621306\700 CADD\702 Civil\35% Plans\pht-0034_MD355BRT.dgn



**TYPICAL SECTION
SEGMENT 6
STA. 6127+80 TO STA. 6132+50**

NOTES:

1. SEE PLAN SHEETS FOR LIMITS.
2. SEE ROADWAY PLANS AND RETAINING WALL TYPICAL SECTIONS FOR RETAINING WALL LOCATIONS AND DETAILS.
3. PROPOSED BUFFER AREAS AND GREENSPACES TO HAVE 4" TOPSOIL AND SOD.
4. SEE CROSS SECTION SHEETS FOR SUPERELEVATION.



PROFESSIONAL CERTIFICATION:
I HEREBY CERTIFY THAT THESE DOCUMENTS WERE PREPARED OR APPROVED BY ME AND THAT I AM A DULY LICENSED PROFESSIONAL ENGINEER UNDER THE LAWS OF THE STATE OF MARYLAND.
LICENSE NO: _____ EXPIRATION DATE: _____

NO.	REVISION	DATE	BY

MONTGOMERY COUNTY DEPARTMENT OF TRANSPORTATION
DIVISION OF TRANSPORTATION ENGINEERING
GAITHERSBURG, MARYLAND

RECOMMENDED FOR APPROVAL

SEE TITLE SHEET FOR SIGNATURES _____ Date _____
Chief, Design Section

APPROVED

SEE TITLE SHEET FOR SIGNATURES _____ Date _____
Chief, Division of Transportation Engineering

Designed by : _____ Drawn by : _____ Checked by : _____

TS-34

MD 355 BUS RAPID TRANSIT (BRT)

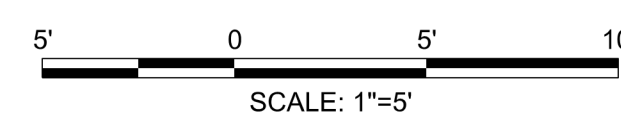
TYPICAL SECTION

SCALE : NOT TO SCALE DATE : DECEMBER 2022

Project No. : 502005 SHEET 75 of 887

11/29/2022 P:\stntec-sc-pw.bentley.com\stntec-sc-pw-02\Documents\202621306\700 CADD\702 Civil\35% Plans\pht-0035_MD355BRT.dgn

THIS SHEET
INTENTIONALLY
LEFT BLANK



PROFESSIONAL CERTIFICATION:
I HEREBY CERTIFY THAT THESE DOCUMENTS WERE PREPARED
OR APPROVED BY ME AND THAT I AM A DULY LICENSED
PROFESSIONAL ENGINEER UNDER THE LAWS OF THE STATE
OF MARYLAND.
LICENSE NO: _____ EXPIRATION DATE: _____



NO.	REVISION	DATE	BY

MONTGOMERY COUNTY DEPARTMENT OF TRANSPORTATION
DIVISION OF TRANSPORTATION ENGINEERING
GAITHERSBURG, MARYLAND

RECOMMENDED FOR APPROVAL

SEE TITLE SHEET FOR SIGNATURES _____ Date _____
Chief, Design Section

APPROVED

SEE TITLE SHEET FOR SIGNATURES _____ Date _____
Chief, Division of Transportation Engineering

Designed by : _____ Drawn by : _____ Checked by : _____

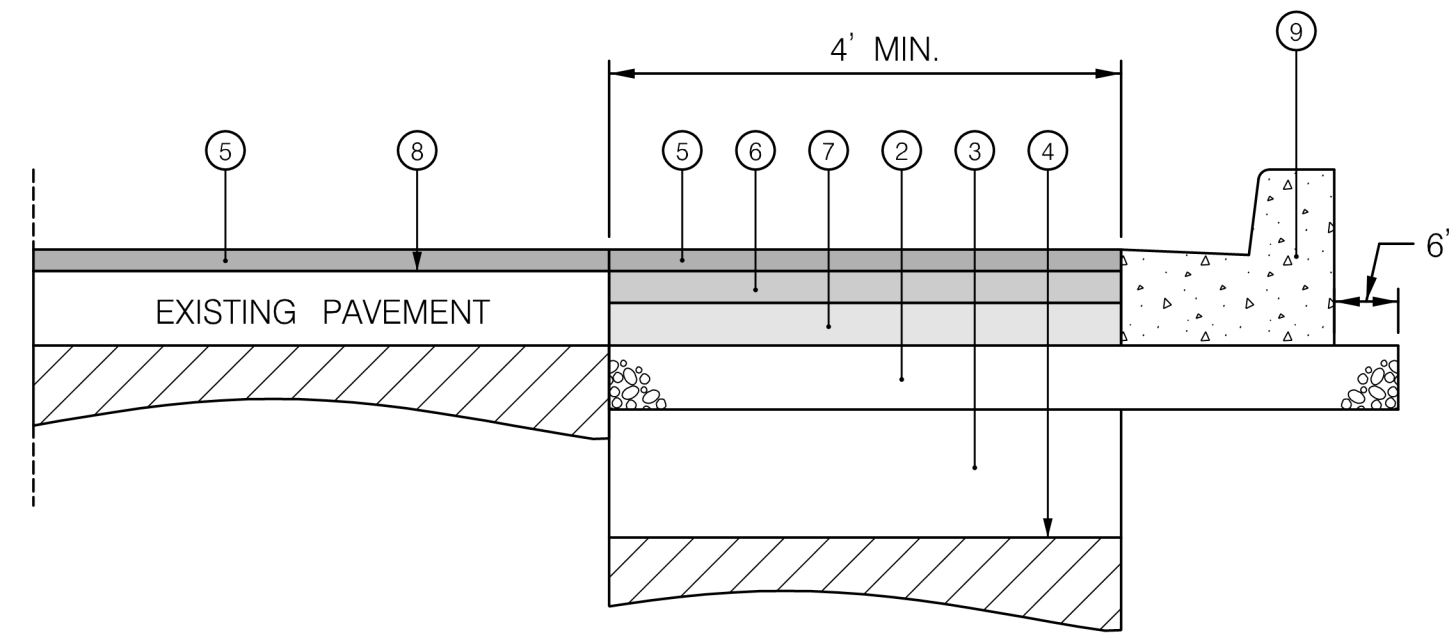
TS-35

MD 355 BUS RAPID TRANSIT (BRT)
TYPICAL SECTION

SCALE : NOT TO SCALE DATE : DECEMBER 2022

Project No. : 502005 SHEET 76 of 887

11/15/2022 P:\stntec-sc-pw\stntec-sc-pw-02\Documents\2026213106\700 CADD\702 CIVIL\35% Plans\PD1-0001_MD355BRT.dgn



DETAIL A
MILL & OVERLAY, FULL DEPTH PAVEMENT, CURB & GUTTER

PAVEMENT LEGEND

- ① 12.5 - INCHES PCC (CEMENT TYPE I)
- ② 6 - INCHES GRADED AGGREGATE BASE (GAB) (ONE 6 - INCH COMPACTED LIFT)
- ③ 1 - FT SUBGRADE SOIL TO BE REMOVED AND REPLACED WITH SELECT BORROW OR BETTER WITH CBR OF MINIMUM 7
- ④ TOP OF SUBGRADE AND LIMIT OF CLASS 1 EXCAVATION
- ⑤ 2 - INCHES HMA SUPERPAVE 12.5 MM, HDFV, PG 64-22, LEVEL 2 (ONE 2 - INCH LIFT)
- ⑥ 3 - INCHES HMA SUPERPAVE 19.0 MM, PG 64-22, LEVEL 2 (ONE 3 - INCH LIFT)
- ⑦ 4 - INCHES HMA SUPERPAVE 25.0 MM, PG 64-22, LEVEL 2 (ONE 4 - INCH LIFT)
- ⑧ LIMIT OF MILL & OVERLAY
- ⑨ COMBINATION CONCRETE CURB AND GUTTER, TYPE A, 8 INCH MINIMUM DEPTH (MDSHA STD. MD 620.02-02)
- ⑩ 5 - INCHES CONCRETE (MDSHA STD. MD 655.01)
- ⑪ 4 - INCHES GRADED AGGREGATE BASE
- ⑫ 1.5 - INCHES SUPERPAVE ASPHALT MIX 9.5 MM FOR SURFACE, PG 64S-22, LEVEL 2
- ⑬ 2.5 - INCHES SUPERPAVE ASPHALT MIX 19.0 MM FOR BASE, PG 64S-22, LEVEL 2
- ⑭ 2 - INCHES SUPERPAVE ASPHALT MIX 9.5 MM FOR SURFACE, PG 64E-22, LEVEL 2
- ⑮ SUPERPAVE ASPHALT MIX FOR WEDGE AND LEVEL (SEE NOTE 1)

NOTE 1: WHEREVER WEDGE/LEVELING IS NECESSARY TO MAKE GRADE OR CROSS SLOPE CORRECTIONS, USE THE FOLLOWING:

(I) FOR A MAXIMUM OF 2" LIFT THICKNESS, USE SUPERPAVE ASPHALT MIX 9.5 MM FOR WEDGE/LEVEL, PG 64S-22, LEVEL 2 (1" MINIMUM AND 2" MAXIMUM LIFT THICKNESS)

OR

(II) FOR A MAXIMUM OF 4" LIFT THICKNESS, USE SUPERPAVE ASPHALT MIX 19.0 MM FOR WEDGE/LEVEL, PG 64S-22, LEVEL 2 (2" MINIMUM AND 4" MAXIMUM LIFT THICKNESS)

NOTE 2: PARTIAL/FULL-DEPTH PATCHES SHALL BE CONSTRUCTED PER MDSHA STANDARD NO. 578.03 AND THE FOLLOWING:

(I) FOR PARTIAL-DEPTH PATCHES, USE THE FOLLOWING:

3" SUPERPAVE ASPHALT MIX 19.0 MM FOR PARTIAL-DEPTH PATCH, PG 64S-22, LEVEL 2

(II) FOR FULL-DEPTH PATCHES, USE THE FOLLOWING:

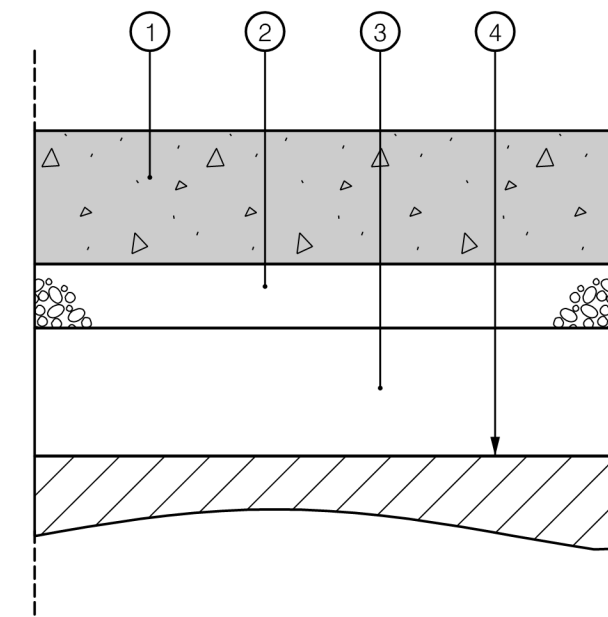
VARIABLE DEPTH SUPERPAVE ASPHALT MIX 19.0 MM FOR FULL-DEPTH PATCH, PG 64S-22, LEVEL 2. IF THE UNDERLYING BASE/SUBGRADE IS FOUND TO BE DETERIORATED AT THE TIME OF THE FULL-DEPTH PATCH EXCAVATION, IT SHOULD BE REMOVED AND REPLACED WITH A MINIMUM OF 6" OF GRADED AGGREGATE BASE (GAB).

(III) CARBIDE MILLING SHALL OCCUR AFTER PATCHING OPERATIONS.

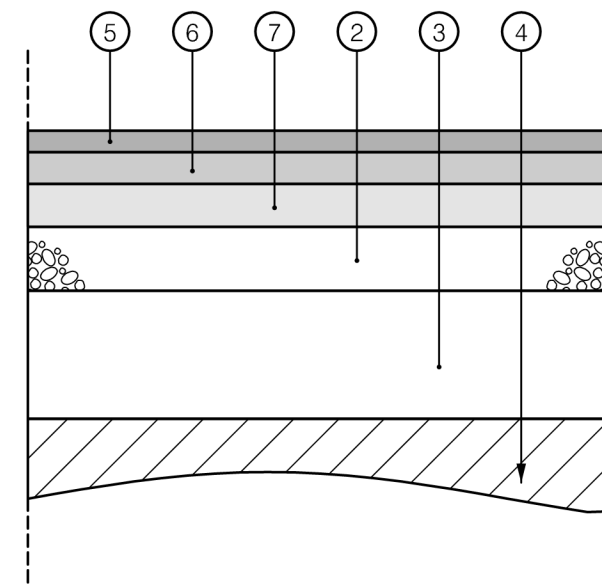
NOTE 3: UTILITY PATCHES SHALL BE CONSTRUCTED PER MDSHA STANDARD NO. 578.01. FOR FULL-DEPTH UTILITY PATCH, USE THE FOLLOWING:

(I) VARIABLE DEPTH SUPERPAVE ASPHALT MIX 19.0 MM FOR FULL-DEPTH PATCH, PG 64S-22, LEVEL 2. 12" GRADED AGGREGATE BASE (TWO 6" LIFTS).

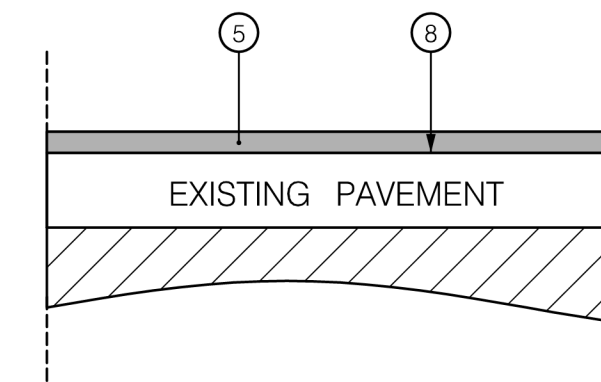
NOTE 4: PROOF ROLLING OF THE SUBGRADE SUBJECT PER SECTION 204 AND 208 OF THE MDSHA STANDARD SPECIFICATIONS FOR CONSTRUCTION AND MATERIALS.



DETAIL B
NEW RIGID CONCRETE PAVEMENT ON DEDICATED MEDIAN BRT LANES

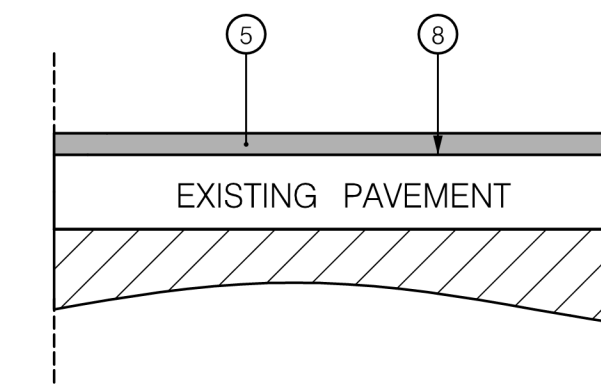


DETAIL C
NEW FLEXIBLE PAVEMENT ON MAIN TRAVEL LANES

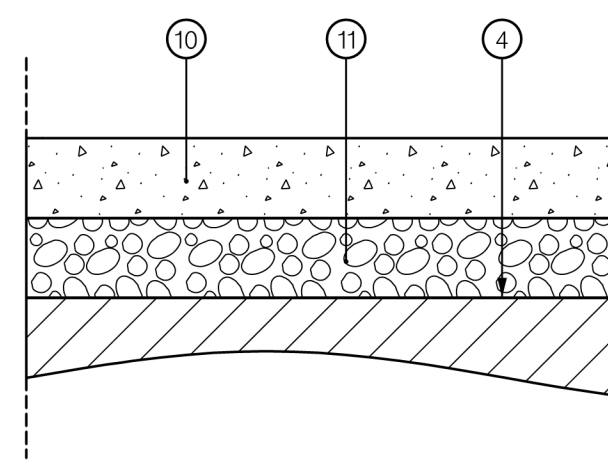


DETAIL D
MILL & OVERLAY COMPOSITE PAVEMENT (ASPHALT SURFACE COURSE ON PCC BASE) ON MAIN TRAVEL LANES BETWEEN TUCKERMAN LANE AND NORTH MANNAKEE STREET

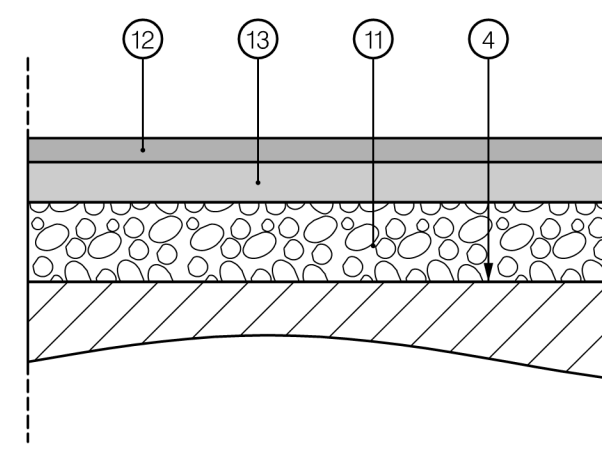
NOTE:
PERFORM PERMANENT FULL DEPTH PATCH OF PCC IF ANY DISTRESS OBSERVED PER MDSHA STANDARD NO. MD 578.03-01



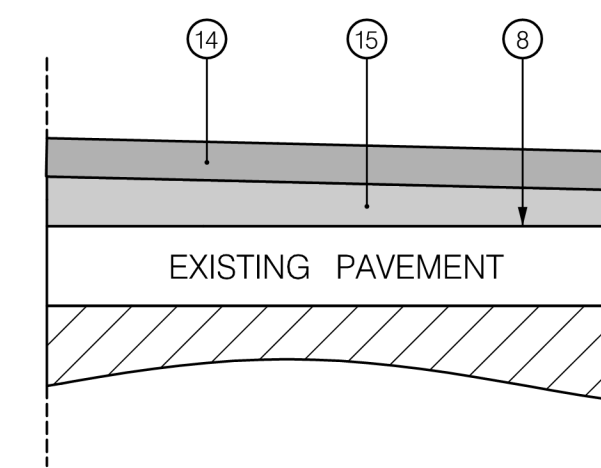
DETAIL E
MILL & OVERLAY FLEXIBLE PAVEMENT (AC ONLY) ON ALL OTHER MAIN TRAVEL LANES



DETAIL F
CONCRETE SIDEWALK



DETAIL G
ASPHALT CYCLE TRACK



DETAIL H
WEDGE & LEVEL

DT-01

MONTGOMERY COUNTY DEPARTMENT OF TRANSPORTATION
DIVISION OF TRANSPORTATION ENGINEERING
GAITHERSBURG, MARYLAND

MD 355 BUS RAPID TRANSIT (BRT)

PAVEMENT DETAILS

RECOMMENDED FOR APPROVAL
SEE TITLE SHEET FOR SIGNATURES
Chief, Design Section
APPROVED
SEE TITLE SHEET FOR SIGNATURES
Chief, Division of Transportation Engineering
Designed by : _____ Drawn by : _____ Checked by : _____

SCALE : NOT TO SCALE DATE : DECEMBER 2022

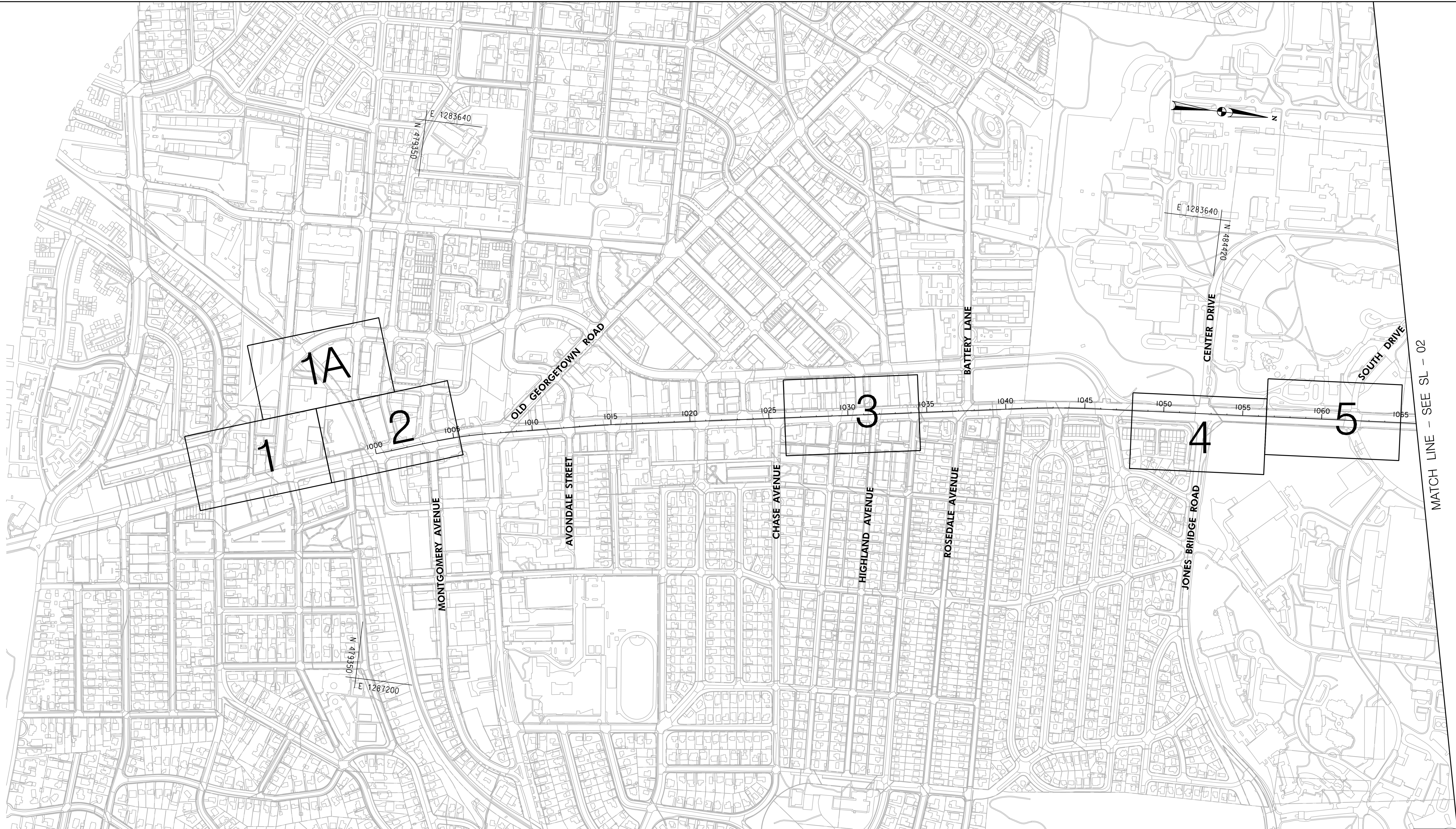
Project No. : 502005 SHEET 77 of 887



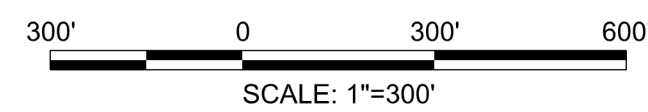
PROFESSIONAL CERTIFICATION:
I HEREBY CERTIFY THAT THESE DOCUMENTS WERE PREPARED OR APPROVED BY ME AND THAT I AM A DULY LICENSED PROFESSIONAL ENGINEER UNDER THE LAWS OF THE STATE OF MARYLAND.
LICENSE NO: _____ EXPIRATION DATE: _____

NO.	REVISION	DATE	BY

11/6/2022 P:\stntec-sc-pw\stntec-sc-pw-02\Documents\202621306\700 CADD\702 Civil\35% Plans\PSL-0001_MD355BRT.dgn



MATCH LINE - SEE SL - 02



Stantec
 6110 FROST PLACE,
 LAUREL, MARYLAND 20707
 (301) 982-2800
 www.stantec.com

PROFESSIONAL CERTIFICATION:
 I HEREBY CERTIFY THAT THESE DOCUMENTS WERE PREPARED
 OR APPROVED BY ME AND THAT I AM A DULY LICENSED
 PROFESSIONAL ENGINEER UNDER THE LAWS OF THE STATE
 OF MARYLAND.
 LICENSE NO.: _____ EXPIRATION DATE: _____

NO.	REVISION	DATE	BY

MONTGOMERY COUNTY DEPARTMENT OF TRANSPORTATION
 DIVISION OF TRANSPORTATION ENGINEERING
 GAITHERSBURG, MARYLAND

RECOMMENDED FOR APPROVAL
 SEE TITLE SHEET FOR SIGNATURES
 Chief, Design Section _____ Date _____
 APPROVED
 SEE TITLE SHEET FOR SIGNATURES
 Chief, Division of Transportation Engineering _____ Date _____
 Designed by : _____ Drawn by : _____ Checked by : _____

MD 355 BUS RAPID TRANSIT (BRT)

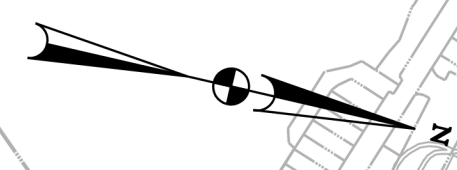
SHEET KEY
 SEGMENT 1

SCALE : 1" = 300' DATE : DECEMBER 2022
 Project No. : 502005 SHEET 78 of 887

SL-01

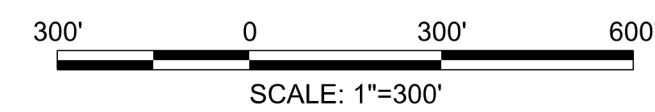
11/6/2022 P:\stntec-sc-pw\stntec-sc-pw-02\Documents\202621306\700 CADD\702 Civil\35% Plans\PSL-0002_MD355BRT.dgn

MATCH LINE - SEE SL - 01



MATCH LINE - SEE SL - 03

SL-02



6110 FROST PLACE,
LAUREL, MARYLAND 20707
(301) 982-2800
www.stantec.com

PROFESSIONAL CERTIFICATION:
I HEREBY CERTIFY THAT THESE DOCUMENTS WERE PREPARED
OR APPROVED BY ME AND THAT I AM A DULY LICENSED
PROFESSIONAL ENGINEER UNDER THE LAWS OF THE STATE
OF MARYLAND.
LICENSE NO: _____ EXPIRATION DATE: _____

NO.	REVISION	DATE	BY

MONTGOMERY COUNTY DEPARTMENT OF TRANSPORTATION
DIVISION OF TRANSPORTATION ENGINEERING
GAITHERSBURG, MARYLAND

RECOMMENDED FOR APPROVAL

SEE TITLE SHEET FOR SIGNATURES _____ Date _____
Chief, Design Section

APPROVED

SEE TITLE SHEET FOR SIGNATURES _____ Date _____
Chief, Division of Transportation Engineering

Designed by : _____ Drawn by : _____ Checked by : _____

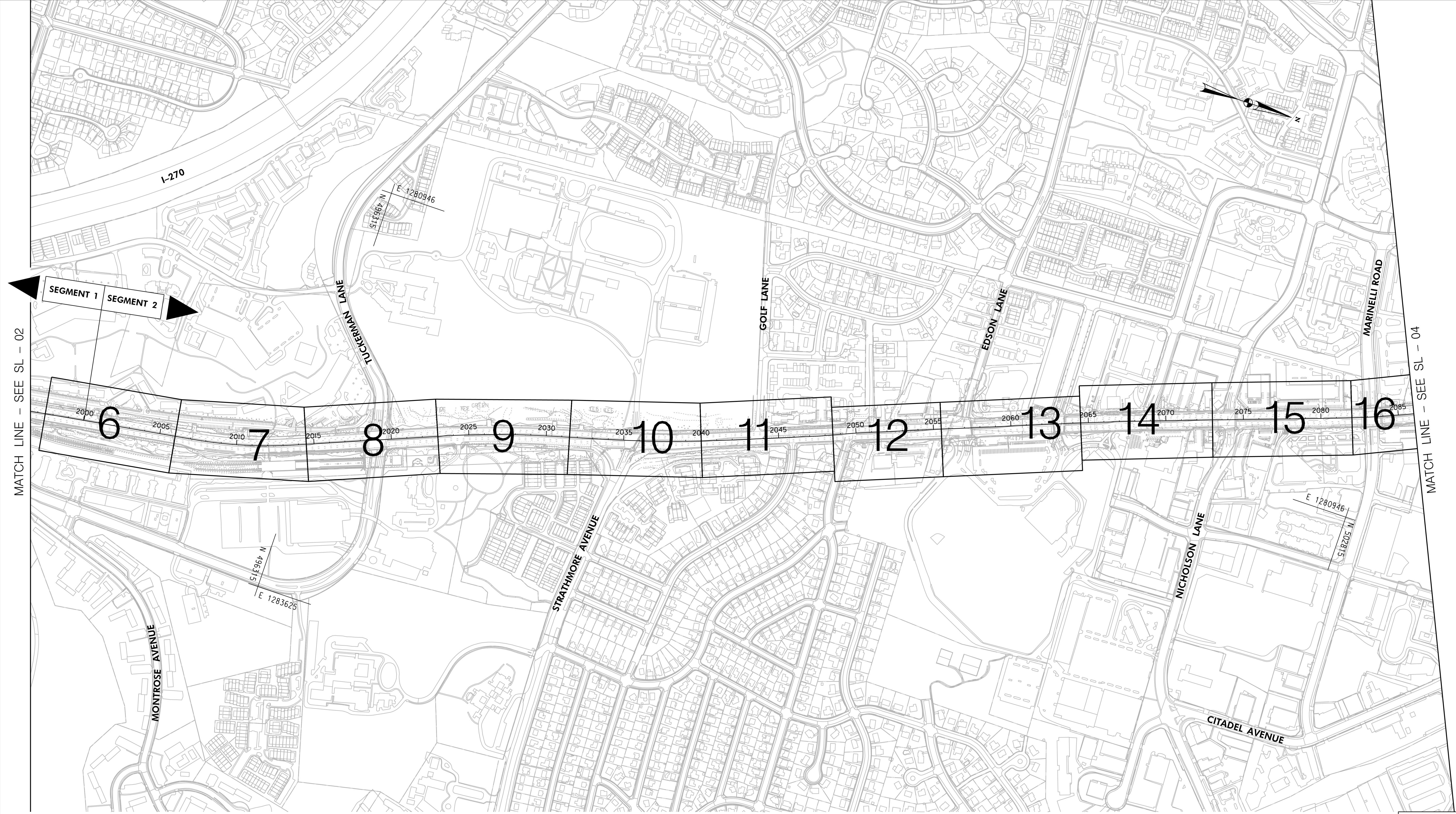
MD 355 BUS RAPID TRANSIT (BRT)

SHEET KEY
SEGMENT 1

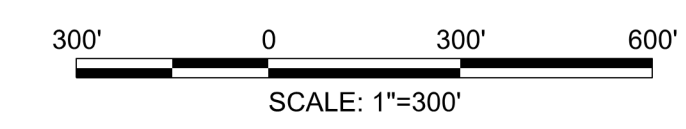
SCALE : 1" = 300' DATE : DECEMBER 2022

Project No. : 502005 SHEET 79 of 887

11/6/2022 P:\stntec-sc-pw.bentley.com\stntec-sc-pw-02\Documents\202621306\700 CADD\702 Civil\352 Plans\PSL-0003_MD355BRT.dgn



SL-03



PROFESSIONAL CERTIFICATION:
 I HEREBY CERTIFY THAT THESE DOCUMENTS WERE PREPARED OR APPROVED BY ME AND THAT I AM A DULY LICENSED PROFESSIONAL ENGINEER UNDER THE LAWS OF THE STATE OF MARYLAND.
 LICENSE NO.: _____ EXPIRATION DATE: _____

NO.	REVISION	DATE	BY

MONTGOMERY COUNTY DEPARTMENT OF TRANSPORTATION
 DIVISION OF TRANSPORTATION ENGINEERING
 GAITHERSBURG, MARYLAND

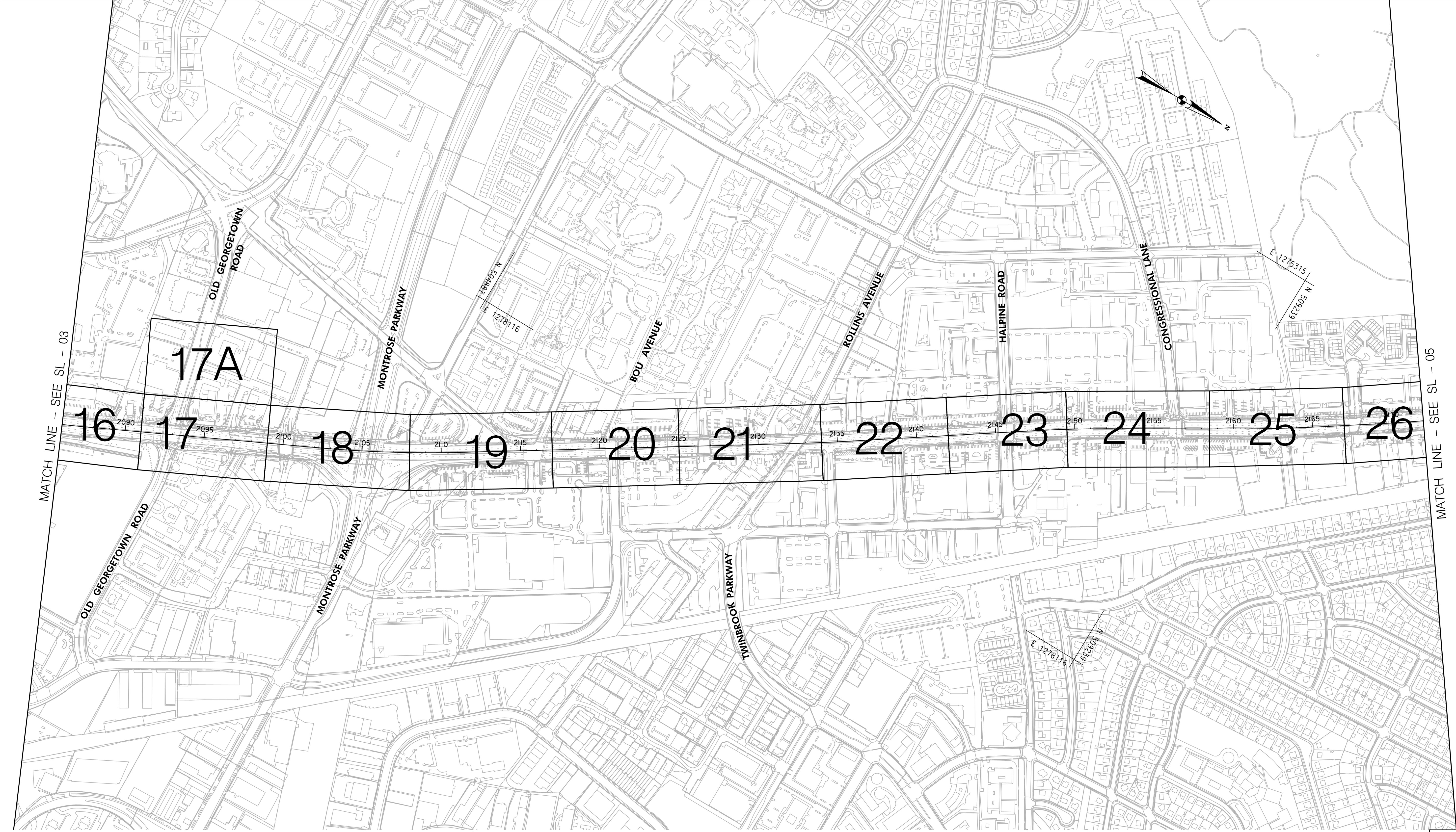
RECOMMENDED FOR APPROVAL
 SEE TITLE SHEET FOR SIGNATURES
 Chief, Design Section _____ Date _____
 APPROVED
 SEE TITLE SHEET FOR SIGNATURES
 Chief, Division of Transportation Engineering _____ Date _____
 Designed by : _____ Drawn by : _____ Checked by : _____

MD 355 BUS RAPID TRANSIT (BRT)

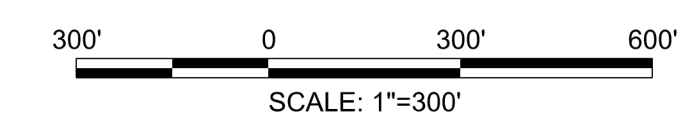
SHEET KEY
 SEGMENT 1 – SEGMENT 2

SCALE : 1" = 300' DATE : DECEMBER 2022
 Project No. : 502005 SHEET 80 of 887

11/6/2022 P:\stntec-sc-pw\stntec-sc-pw-02\Documents\202621306\700 CADD\702 Civil\352 Plans\SL-0004_MD355BRT.dgn



SL-04



6110 FROST PLACE,
LAUREL, MARYLAND 20707
(301) 982-2800
www.stantec.com

PROFESSIONAL CERTIFICATION:
I HEREBY CERTIFY THAT THESE DOCUMENTS WERE PREPARED
OR APPROVED BY ME AND THAT I AM A DULY LICENSED
PROFESSIONAL ENGINEER UNDER THE LAWS OF THE STATE
OF MARYLAND.
LICENSE NO: _____ EXPIRATION DATE: _____

NO.	REVISION	DATE	BY

MONTGOMERY COUNTY DEPARTMENT OF TRANSPORTATION
DIVISION OF TRANSPORTATION ENGINEERING
GAITHERSBURG, MARYLAND

RECOMMENDED FOR APPROVAL

SEE TITLE SHEET FOR SIGNATURES _____ Date _____
Chief, Design Section

APPROVED

SEE TITLE SHEET FOR SIGNATURES _____ Date _____
Chief, Division of Transportation Engineering

Designed by : _____ Drawn by : _____ Checked by : _____

MD 355 BUS RAPID TRANSIT (BRT)

SHEET KEY
SEGMENT 2

SCALE : 1" = 300' DATE : DECEMBER 2022

Project No. : 502005 SHEET 81 of 887

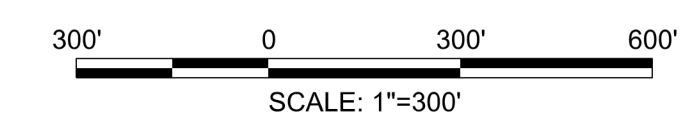
11/6/2022 P:\stntec-sc-pw\stntec-sc-pw-02\Documents\202621306\700 CADD\702 Civil\35% Plans\DSL-0005_MD355BRT.dgn



MATCH LINE - SEE SL - 04

MATCH LINE - SEE SL - 06

SL-05



PROFESSIONAL CERTIFICATION:
I HEREBY CERTIFY THAT THESE DOCUMENTS WERE PREPARED OR APPROVED BY ME AND THAT I AM A DULY LICENSED PROFESSIONAL ENGINEER UNDER THE LAWS OF THE STATE OF MARYLAND.
LICENSE NO: _____ EXPIRATION DATE: _____

NO.	REVISION	DATE	BY

MONTGOMERY COUNTY DEPARTMENT OF TRANSPORTATION
DIVISION OF TRANSPORTATION ENGINEERING
GAITHERSBURG, MARYLAND

RECOMMENDED FOR APPROVAL

SEE TITLE SHEET FOR SIGNATURES
Chief, Design Section _____ Date _____
APPROVED

SEE TITLE SHEET FOR SIGNATURES
Chief, Division of Transportation Engineering _____ Date _____

Designed by : _____ Drawn by : _____ Checked by : _____

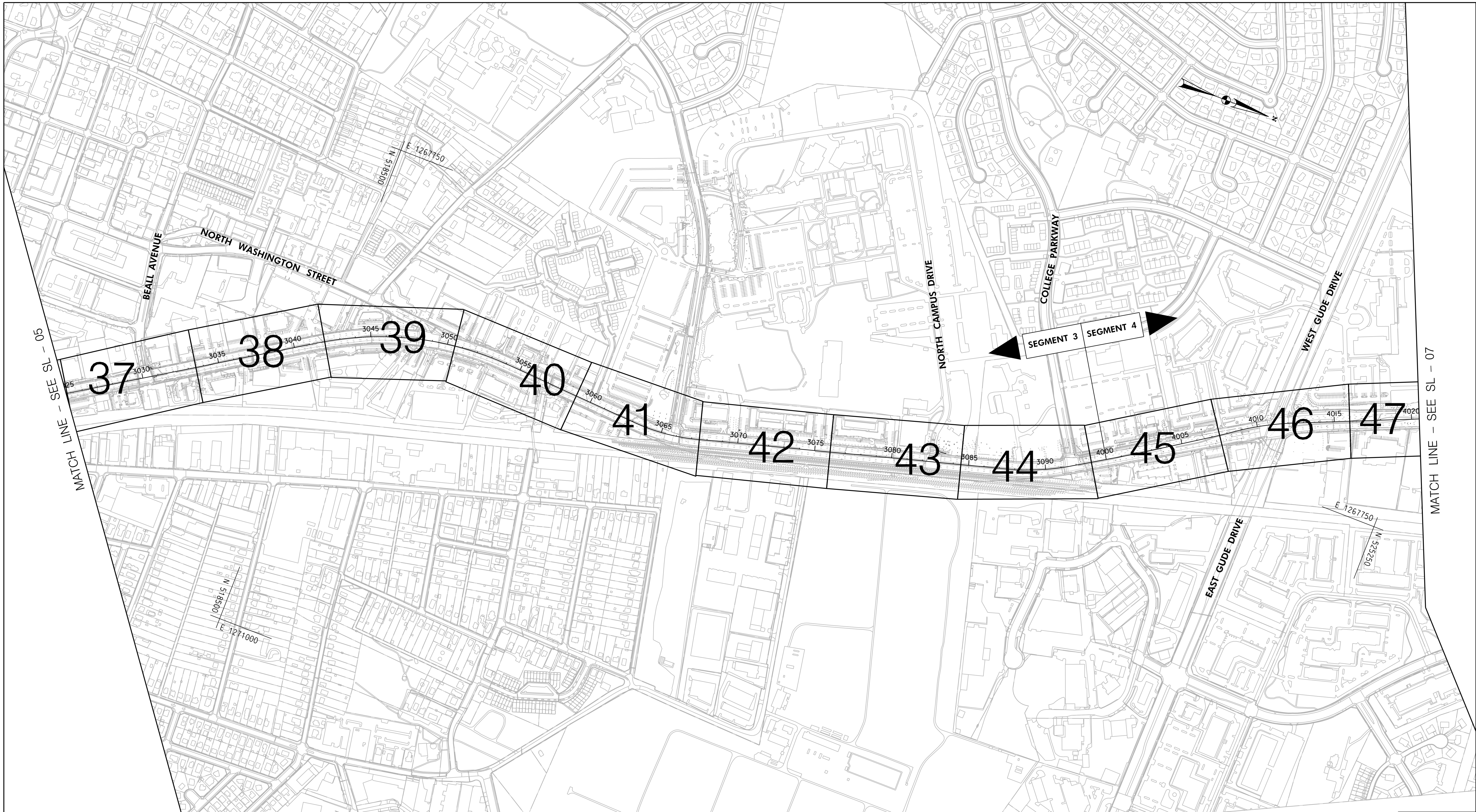
MD 355 BUS RAPID TRANSIT (BRT)

SHEET KEY
SEGMENT 2 - SEGMENT 3

SCALE : 1" = 300' DATE : DECEMBER 2022

Project No. : 502005 SHEET 82 of 887

11/6/2022 P:\stntec-sc-pw\stntec-sc-pw-02\Documents\202621306\700 CADD\702 Civil\35% Plans\DSL-0006_MD355BRT.dgn



37

38

39

40

41

42

43

44

45

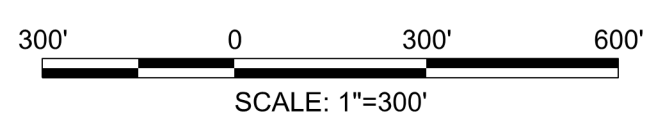
46

47

SEGMENT 3 SEGMENT 4

MATCH LINE - SEE SL - 05

MATCH LINE - SEE SL - 07



PROFESSIONAL CERTIFICATION:
 I HEREBY CERTIFY THAT THESE DOCUMENTS WERE PREPARED OR APPROVED BY ME AND THAT I AM A DULY LICENSED PROFESSIONAL ENGINEER UNDER THE LAWS OF THE STATE OF MARYLAND.
 LICENSE NO: _____ EXPIRATION DATE: _____

NO.	REVISION	DATE	BY

MONTGOMERY COUNTY DEPARTMENT OF TRANSPORTATION
 DIVISION OF TRANSPORTATION ENGINEERING
 GAITHERSBURG, MARYLAND

RECOMMENDED FOR APPROVAL
 SEE TITLE SHEET FOR SIGNATURES
 Chief, Design Section _____ Date _____
 APPROVED
 SEE TITLE SHEET FOR SIGNATURES
 Chief, Division of Transportation Engineering _____ Date _____
 Designed by: _____ Drawn by: _____ Checked by: _____

MD 355 BUS RAPID TRANSIT (BRT)

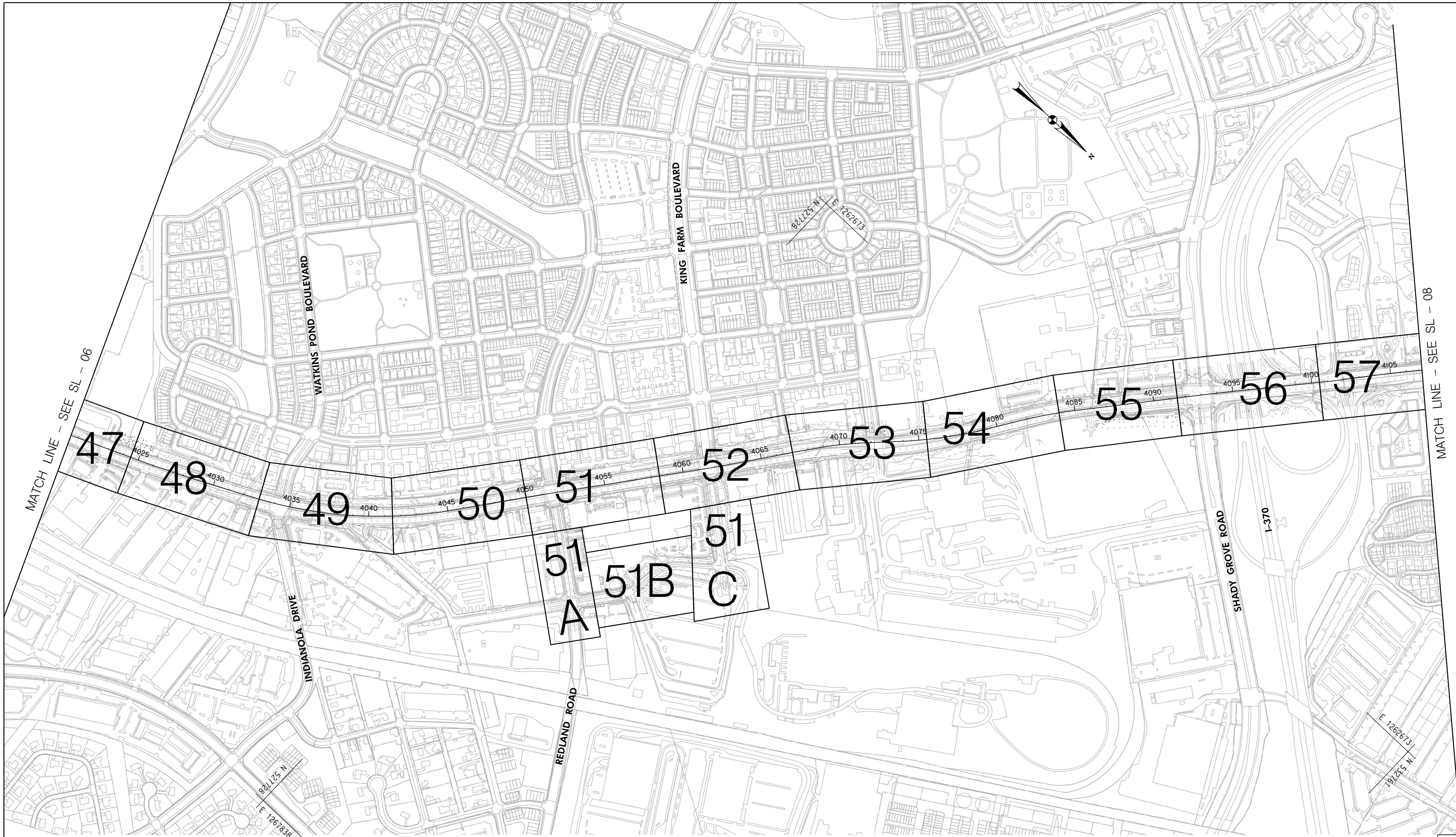
SHEET KEY
 SEGMENT 3 - SEGMENT 4

SCALE : 1" = 300' DATE : DECEMBER 2022

Project No. : 502005 SHEET 83 of 887

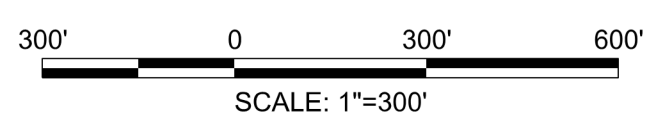
SL-06

11/6/2022 P:\stntec-sc-pw-bentley.com\stntec-sc-pw-02\Documents\202621306\700 CADD\702 Civil\35% Plans\SL-0007_MD355BRT.dgn



MATCH LINE - SEE SL - 06

MATCH LINE - SEE SL - 08



PROFESSIONAL CERTIFICATION:
 I HEREBY CERTIFY THAT THESE DOCUMENTS WERE PREPARED OR APPROVED BY ME AND THAT I AM A DULY LICENSED PROFESSIONAL ENGINEER UNDER THE LAWS OF THE STATE OF MARYLAND.
 LICENSE NO: _____ EXPIRATION DATE: _____

NO.	REVISION	DATE	BY

MONTGOMERY COUNTY DEPARTMENT OF TRANSPORTATION
 DIVISION OF TRANSPORTATION ENGINEERING
 GAITHERSBURG, MARYLAND

RECOMMENDED FOR APPROVAL
 SEE TITLE SHEET FOR SIGNATURES
 Chief, Design Section _____ Date _____
 APPROVED
 SEE TITLE SHEET FOR SIGNATURES
 Chief, Division of Transportation Engineering _____ Date _____
 Designed by : _____ Drawn by : _____ Checked by : _____

MD 355 BUS RAPID TRANSIT (BRT)

SHEET KEY
 SEGMENT 4

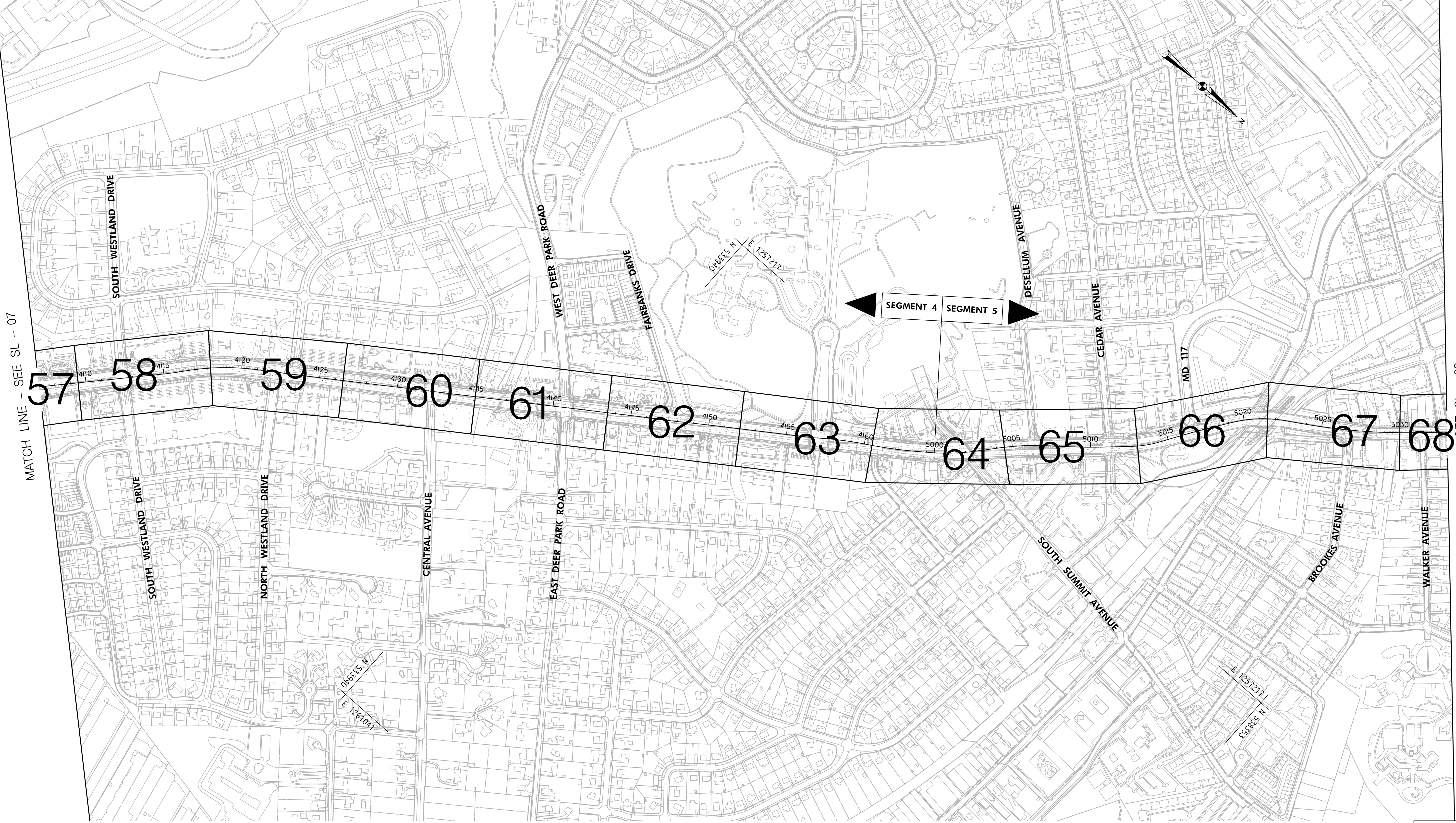
SCALE : 1" = 300' DATE : DECEMBER 2022
 Project No. : 502005 SHEET 84 of 887

SL-07

11/6/2022 P:\stntec-sc-pw-bentley.com\stntec-sc-pw-02\Documents\202621306\700 CADD\702 Civil\352 Plans\PSL-0008_MD355BRT.dgn

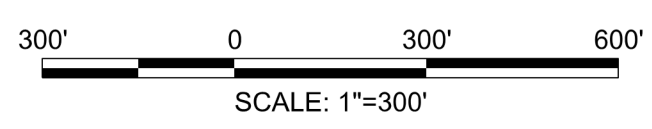
MATCH LINE - SEE SL - 07

MATCH LINE - SEE SL - 09



SEGMENT 4 SEGMENT 5

SL-08



6110 FROST PLACE,
LAUREL, MARYLAND 20707
(301) 982-2800
www.stantec.com

PROFESSIONAL CERTIFICATION:
I HEREBY CERTIFY THAT THESE DOCUMENTS WERE PREPARED
OR APPROVED BY ME AND THAT I AM A DULY LICENSED
PROFESSIONAL ENGINEER UNDER THE LAWS OF THE STATE
OF MARYLAND.
LICENSE NO. _____ EXPIRATION DATE: _____

NO.	REVISION	DATE	BY

MONTGOMERY COUNTY DEPARTMENT OF TRANSPORTATION
DIVISION OF TRANSPORTATION ENGINEERING
GAITHERSBURG, MARYLAND

RECOMMENDED FOR APPROVAL
SEE TITLE SHEET FOR SIGNATURES
Chief, Design Section _____ Date _____
APPROVED
SEE TITLE SHEET FOR SIGNATURES
Chief, Division of Transportation Engineering _____ Date _____
Designed by : _____ Drawn by : _____ Checked by : _____

MD 355 BUS RAPID TRANSIT (BRT)

SHEET KEY
SEGMENT 4 - SEGMENT 5

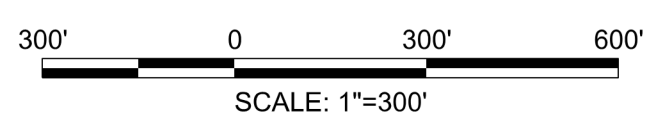
SCALE : 1" = 300' DATE : DECEMBER 2022

Project No. : 502005 SHEET 85 of 887

11/6/2022 P:\stntec-sc-pw-bentley.com\stntec-sc-pw-02\Documents\202621306\700 CADD\702 Civil\35% Plans\DSL-0009_MD355BRT.dgn

MATCH LINE - SEE SL - 08

MATCH LINE - SEE SL - 10



PROFESSIONAL CERTIFICATION:
 I HEREBY CERTIFY THAT THESE DOCUMENTS WERE PREPARED OR APPROVED BY ME AND THAT I AM A DULY LICENSED PROFESSIONAL ENGINEER UNDER THE LAWS OF THE STATE OF MARYLAND.
 LICENSE NO: _____ EXPIRATION DATE: _____

NO.	REVISION	DATE	BY

MONTGOMERY COUNTY DEPARTMENT OF TRANSPORTATION
 DIVISION OF TRANSPORTATION ENGINEERING
 GAITHERSBURG, MARYLAND

RECOMMENDED FOR APPROVAL

SEE TITLE SHEET FOR SIGNATURES
 Chief, Design Section _____ Date _____
 APPROVED

SEE TITLE SHEET FOR SIGNATURES
 Chief, Division of Transportation Engineering _____ Date _____

Designed by : _____ Drawn by : _____ Checked by : _____

MD 355 BUS RAPID TRANSIT (BRT)

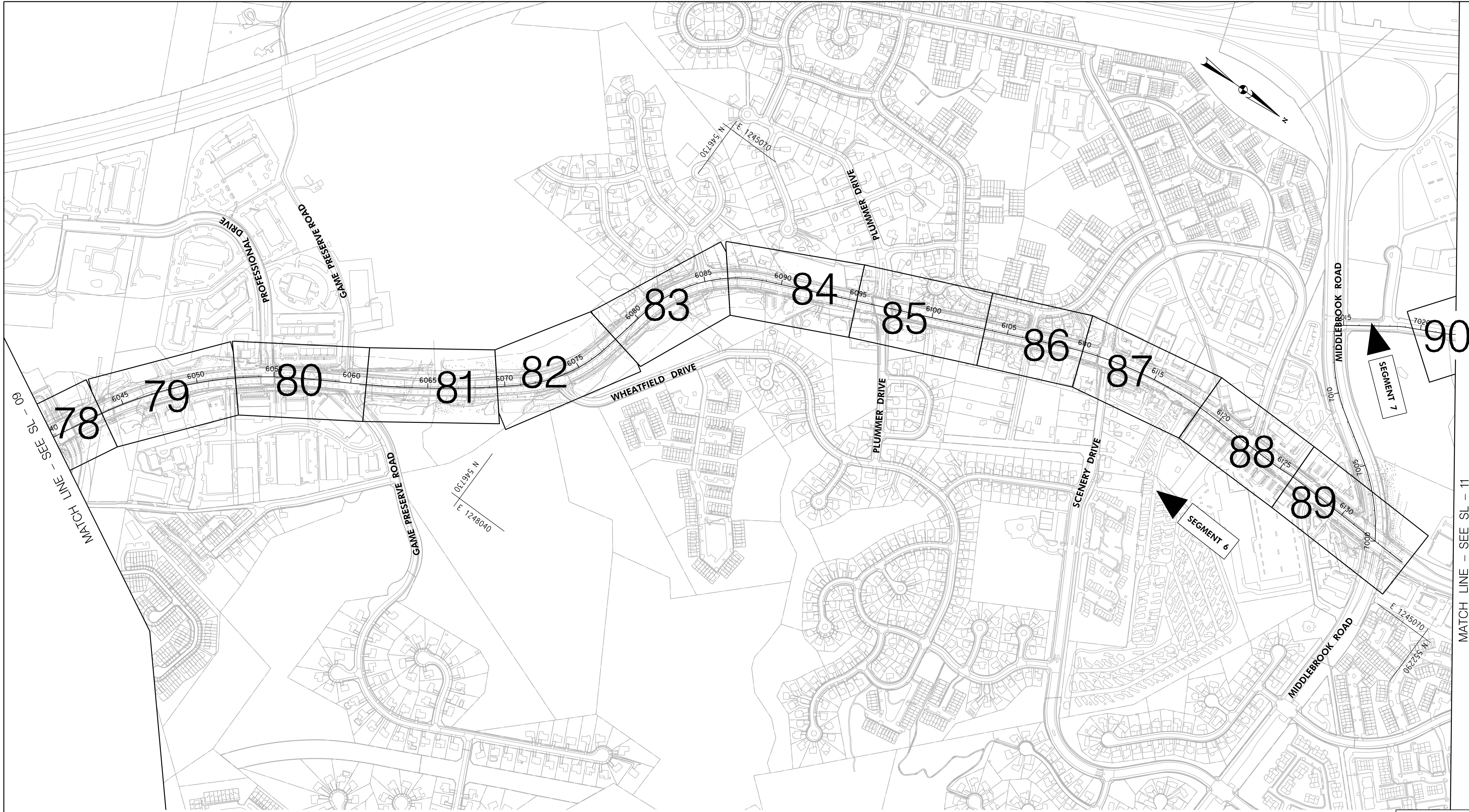
SHEET KEY
 SEGMENT 5 - SEGMENT 6

SCALE : 1" = 300' DATE : DECEMBER 2022

Project No. : 502005 SHEET 86 of 887

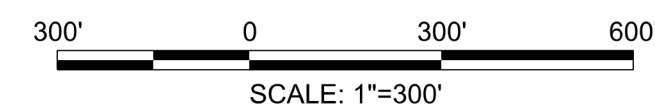
SL-09

11/6/2022 P:\stntec-sc-pw\stntec-sc-pw-02\Documents\202621306\700 CADD\702 Civil\35\ Plans\PSL-0010_MD355BRT.dgn



MATCH LINE - SEE SL - 09

MATCH LINE - SEE SL - 11



6110 FROST PLACE,
LAUREL, MARYLAND 20707
(301) 982-2800
www.stantec.com

PROFESSIONAL CERTIFICATION:
I HEREBY CERTIFY THAT THESE DOCUMENTS WERE PREPARED
OR APPROVED BY ME AND THAT I AM A DULY LICENSED
PROFESSIONAL ENGINEER UNDER THE LAWS OF THE STATE
OF MARYLAND.
LICENSE NO: _____ EXPIRATION DATE: _____

NO.	REVISION	DATE	BY

MONTGOMERY COUNTY DEPARTMENT OF TRANSPORTATION
DIVISION OF TRANSPORTATION ENGINEERING
GAITHERSBURG, MARYLAND

RECOMMENDED FOR APPROVAL
SEE TITLE SHEET FOR SIGNATURES
Chief, Design Section _____ Date _____
APPROVED
SEE TITLE SHEET FOR SIGNATURES
Chief, Division of Transportation Engineering _____ Date _____
Designed by : _____ Drawn by : _____ Checked by : _____

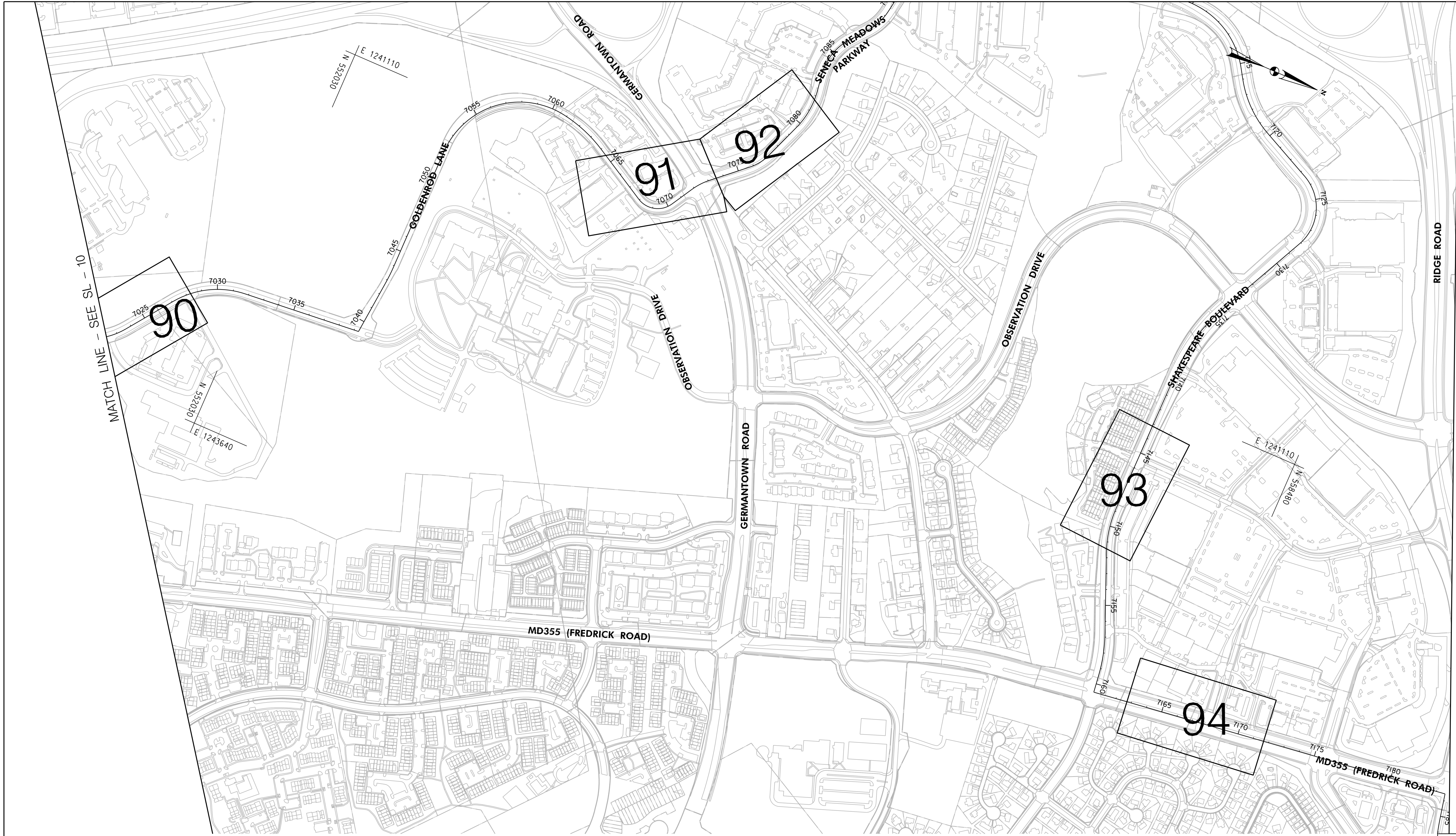
MD 355 BUS RAPID TRANSIT (BRT)

SHEET KEY
SEGMENT 6 - SEGMENT 7

SCALE : 1" = 300' DATE : DECEMBER 2022
Project No. : 502005 SHEET 87 of 887

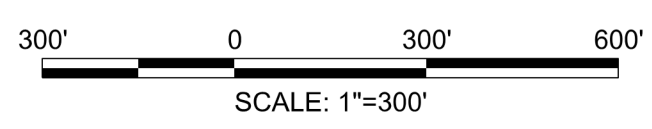
SL-10

11/6/2022
 P:\stntec-sc-pw\stntec-sc-pw-02\Documents\202621306\700 CADD\702 Civil\352 Plans\DSL-001_MD355BRT.dgn



MATCH LINE - SEE SL - 12

SL-11



PROFESSIONAL CERTIFICATION:
 I HEREBY CERTIFY THAT THESE DOCUMENTS WERE PREPARED OR APPROVED BY ME AND THAT I AM A DULY LICENSED PROFESSIONAL ENGINEER UNDER THE LAWS OF THE STATE OF MARYLAND.
 LICENSE NO: _____ EXPIRATION DATE: _____

NO.	REVISION	DATE	BY

MONTGOMERY COUNTY DEPARTMENT OF TRANSPORTATION
 DIVISION OF TRANSPORTATION ENGINEERING
 GAITHERSBURG, MARYLAND

RECOMMENDED FOR APPROVAL
 SEE TITLE SHEET FOR SIGNATURES
 Chief, Design Section _____ Date _____
 APPROVED
 SEE TITLE SHEET FOR SIGNATURES
 Chief, Division of Transportation Engineering _____ Date _____
 Designed by: _____ Drawn by: _____ Checked by: _____

MD 355 BUS RAPID TRANSIT (BRT)

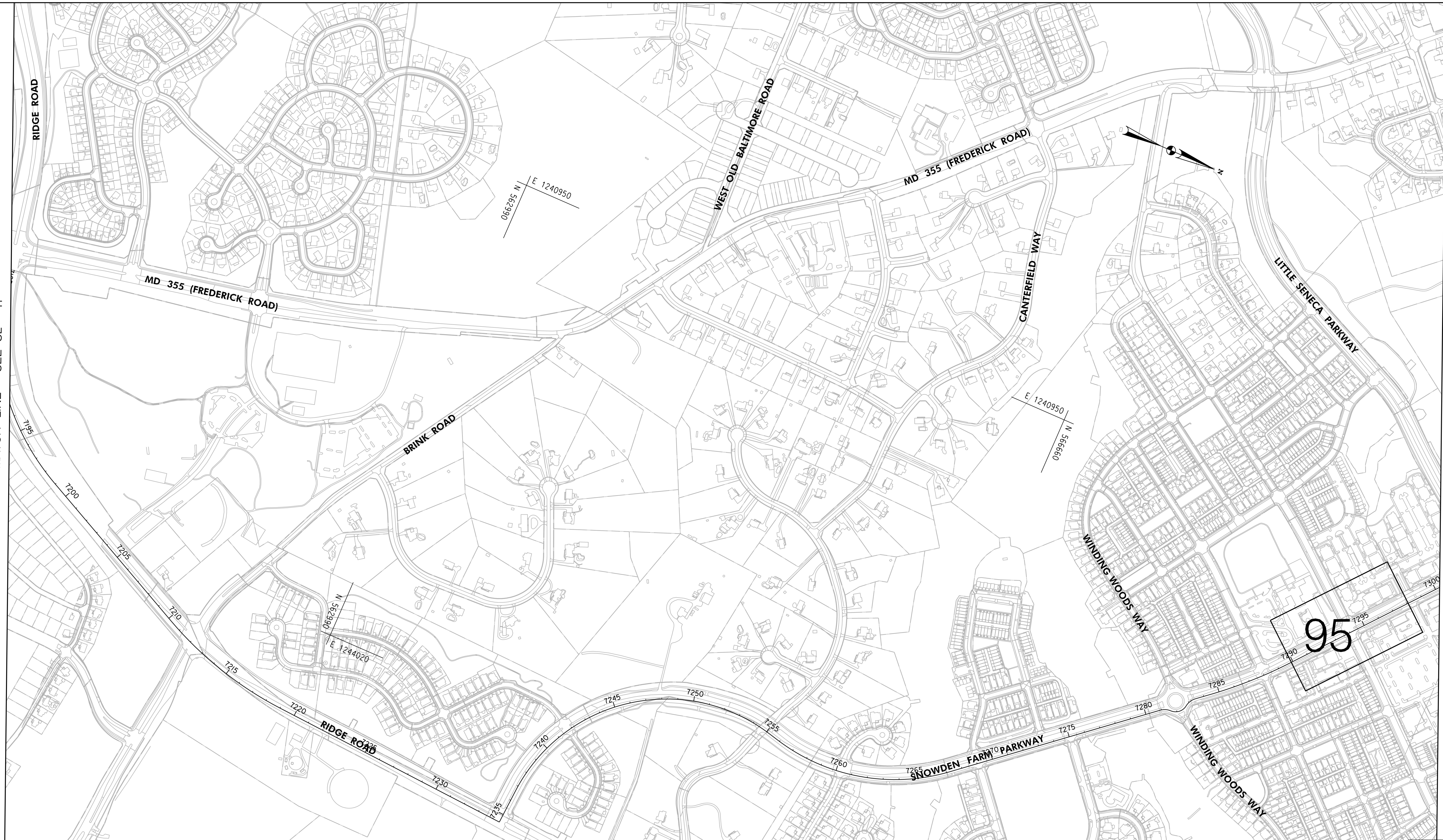
SHEET KEY
 SEGMENT 7

SCALE : 1" = 300' DATE : DECEMBER 2022
 Project No. : 502005 SHEET 88 of 887

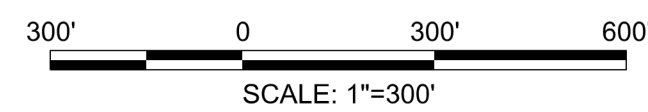
11/6/2022 P:\stntec-sc-pw.bentley.com\stntec-sc-pw-02\Documents\202621306\700 CADD\702 Civil\35\ Plans\PSL-0012_MD355BRT.dgn

MATCH LINE - SEE SL - 11

MATCH LINE - SEE SL - 13



SL-12



6110 FROST PLACE,
LAUREL, MARYLAND 20707
(301) 982-2800
www.stantec.com

PROFESSIONAL CERTIFICATION:
I HEREBY CERTIFY THAT THESE DOCUMENTS WERE PREPARED
OR APPROVED BY ME AND THAT I AM A DULY LICENSED
PROFESSIONAL ENGINEER UNDER THE LAWS OF THE STATE
OF MARYLAND.
LICENSE NO: _____ EXPIRATION DATE: _____

NO.	REVISION	DATE	BY

MONTGOMERY COUNTY DEPARTMENT OF TRANSPORTATION
DIVISION OF TRANSPORTATION ENGINEERING
GAITHERSBURG, MARYLAND

RECOMMENDED FOR APPROVAL
SEE TITLE SHEET FOR SIGNATURES _____ Date _____
Chief, Design Section
APPROVED
SEE TITLE SHEET FOR SIGNATURES _____ Date _____
Chief, Division of Transportation Engineering
Designed by : _____ Drawn by : _____ Checked by : _____

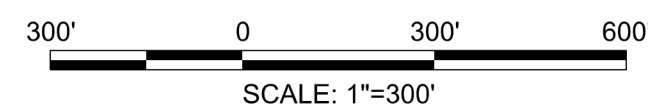
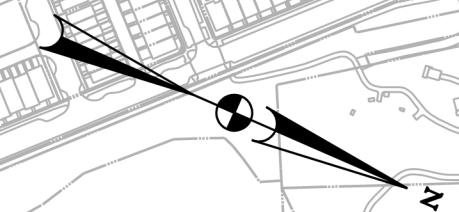
MD 355 BUS RAPID TRANSIT (BRT)

SHEET KEY
SEGMENT 7

SCALE : 1" = 300' DATE : DECEMBER 2022
Project No. : 502005 SHEET 89 of 887

11/6/2022 P:\stntec-sc-pw.bentley.com\stntec-sc-pw-02\Documents\202621306\700 CADD\702 Civil\352 Plans\PSL-0013_MD355BRT.dgn

MATCH LINE - SEE SL - 12



Stantec

6110 FROST PLACE,
LAUREL, MARYLAND 20707
(301) 982-2800
www.stantec.com

PROFESSIONAL CERTIFICATION:
I HEREBY CERTIFY THAT THESE DOCUMENTS WERE PREPARED
OR APPROVED BY ME AND THAT I AM A DULY LICENSED
PROFESSIONAL ENGINEER UNDER THE LAWS OF THE STATE
OF MARYLAND.
LICENSE NO: _____ EXPIRATION DATE: _____

NO.	REVISION	DATE	BY

MONTGOMERY COUNTY DEPARTMENT OF TRANSPORTATION
DIVISION OF TRANSPORTATION ENGINEERING
GAITHERSBURG, MARYLAND

RECOMMENDED FOR APPROVAL

SEE TITLE SHEET FOR SIGNATURES

Chief, Design Section

Date

APPROVED

SEE TITLE SHEET FOR SIGNATURES

Chief, Division of Transportation Engineering

Date

Designed by : _____

Drawn by : _____

Checked by : _____

SL-13

MD 355 BUS RAPID TRANSIT (BRT)

SHEET KEY
SEGMENT 7

SCALE : 1" = 300'

DATE : DECEMBER 2022

Project No. : 502005

SHEET 90 of 887