

EXECUTIVE SUMMARY

2023



Welcome to the 2023 Community Health Needs Assessment Executive Summary

Vision for a Healthy Community

The people of Montgomery County believe that a healthy community is a place where people live healthy lifestyles, where there is low crime, safe neighborhoods, good schools, good jobs, access to health care, access to parks and recreations, affordable housing, and strong family life.

PURPOSE OF THE HEALTHY MONTGOMERY CHNA

Healthy Montgomery's 2023 Community Health Needs Assessment (CHNA) identified key health needs, barriers, and issues in the County as shared through the perspectives and reports of more than 2,500 county community residents and stakeholders. This CHNA has findings from state and federal sources that highlight disease burdens across Montgomery County over time. Residents shared their insights into the County's health disparities through focus groups, key informant interviews, and surveys. This CHNA is a resource for developing evidence-based strategies and best practices for achieving equitable health care for everyone in Montgomery County.

INTRODUCTION AND BACKGROUND

The Montgomery County Department of Health and Human Services (DHHS), Public Health Services prepared the CHNA. Many people contributed information about health issues, needs, barriers, and conditions impacting their communities over the course of the CHNA project. We gratefully acknowledge the contributions of these participants, all of whom confidentially and openly shared with us deep personal challenges and experiences impacting them and their communities. We hope that the contents of this report serve to accurately represent their voices.

Funding for the CHNA was provided in part by the Montgomery County hospital systems of Adventist HealthCare, Holy Cross Health, MedStar Montgomery Medical Center, and Suburban Hospital, a member of Johns Hopkins Medicine.

The CHNA used the National Association of County and City Health Officials (NACCHO's) Mobilizing for Action through Planning and Partnerships (MAPP) framework as the process for identifying the significant health needs found in this report. Robert Wood Johnson's (RWJ) County Health Rankings Model was used to identify, organize, and conceptualize and present the data gathered.


The CHNA emphasizes the key role of broad stakeholders, residents, and community engagement. It recognizes the need for policy, systems, environmental change, and the alignment of resources toward shared goals for improving population health.













Significant Health Needs

The CHNA distinguishes the most pressing community health needs by listening to stakeholders and people in the County.

Data Collection Results











Access to Behavioral Health and Substance-Use Disorder Services		
<p><i>Good mental health is vital for achieving optimal health. Access to mental, behavioral, and substance-use disorder services can have profound positive effects for a person’s emotional, psychological, and social well-being and is key to a healthy community.</i></p>		
WHAT MONTGOMERY COUNTY COMMUNITY MEMBERS REPORTED	TREND DIRECTION OVER TIME	
<ul style="list-style-type: none"> Excessive alcohol use Marijuana addiction and use Drug abuse and addiction Use of opioids, specifically fentanyl Depression Anxiety Stress Suicides among youth Loneliness and social isolation Stigma preventing seeking mental health services Lack of mental health insurance and substance use benefits Lack of mental health providers to meet the needs of the community Mental health facilities not accepting new patients Need more affordable drug rehabilitation programs Need more affordable alcohol rehabilitation programs 	• Drug induced mortality ¹	
	• Substance use disorder related to Emergency Room (ER) visit rate ¹	
	• Mental health ER visits per 100,000 ¹	
	• Age-adjusted average number of mentally unhealthy days reported in past 30 days ²	
	• Age-adjusted average number of physically unhealthy days reported in past 30 days ²	
	• Suicide mortality ³	
	• Suicide related hospitalization ³	
	• Suicide related ER visits ³	
	• Portion of the county that falls within a Health Professional Shortage Area ¹	
	• Ratio of Population to Mental Health Providers ¹	

The Trend Direction Over Time column indicates whether the value of an indicator has increased [⬆], decreased [⬇], fluctuated [↻], or stayed the same over time [—]. If a trend cannot be determined due to limited data, a hyphen [—] is included in the field.

1. Data Source: [Healthy Montgomery Core Measures](#)
 2. Data Source: [County Health Rankings](#)
 3. Data Source: [Maryland Department of Health MD-IBIS – Maryland’s Public Health Data Resource](#)

Access to Human Services' Needs, Such as Education, Income, Housing, Employment, Food, and Personal Social Services

Access to education, income, housing, employment, food, and personal social services such as in-home supportive services are vital for achieving optimal health. Without access to good human services to meet basic needs, communities cannot experience thriving and healthy lives..






WHAT MONTGOMERY COUNTY COMMUNITY MEMBERS REPORTED	TREND DIRECTION OVER TIME	
<ul style="list-style-type: none"> • High cost of living in the area • High cost of rental housing • Unsafe housing conditions • Limited availability of affordable, low, or moderately, priced housing • Increasing number of people who are experiencing homelessness • Housing overcrowding • Homeownership opportunities and information • Need more employment supports and services • Low wages/income necessary to meet basic needs • Income inequality and poverty • Not enough money to buy healthy foods to eat • High costs of college/higher education • Fear of reprisal keeping immigrants from accessing necessary social services • Need more investment in early childhood education • Need more access to stores and markets to buy healthy foods • Need more accessible homeless shelters • Need more financial literacy education classes and workshops • In-home services that help older adults • Offer legal assistance 	<ul style="list-style-type: none"> • Percentage of households with overcrowding or high housing costs¹ 	
	<ul style="list-style-type: none"> • Percentage of households that spend 50% of or more of their household income on housing¹ 	
	<ul style="list-style-type: none"> • Unemployment rate¹ 	
	<ul style="list-style-type: none"> • Median household income defined by Census¹ 	
	<ul style="list-style-type: none"> • Percentage of children under age 18 in poverty¹ 	
	<ul style="list-style-type: none"> • Percentage of population that is low income and does not live close to a grocery store¹ 	
	<ul style="list-style-type: none"> • Percent of individuals with college degree or higher¹ 	
	<ul style="list-style-type: none"> • Percentage of population not having high school diploma¹ 	

The Trend Direction Over Time column indicates whether the value of an indicator has increased [↗], decreased [↘], fluctuated [↔], or stayed the same over time [↻]. If a trend cannot be determined due to limited data, a hyphen [—] is included in the field.

1. Data Source: [County Health Rankings](#)

Access to Parks, Public Spaces, Wellness, and Recreation

Access to parks, public spaces, wellness, and recreation affords an environment where people are more likely to engage in physical activity.



WHAT MONTGOMERY COUNTY COMMUNITY MEMBERS REPORTED	TREND DIRECTION OVER TIME	
<ul style="list-style-type: none"> Physical inactivity Lack of publicly accessible and low-cost or free fitness centers, gyms, and sports fields Need for more outdoor exercise equipment in parks and/or playgrounds Need more low-cost or free community organized youth recreational activities More green spaces needed Need more activities for children with special needs More accessible parks needed 	<ul style="list-style-type: none"> Age-adjusted average number of physically unhealthy days reported in past 30 days¹ 	
	<ul style="list-style-type: none"> Percentage of adults reporting body mass index (BMI) of 30 or more¹ 	
	<ul style="list-style-type: none"> Percentage of adults 20 and older with no reported leisure-time physical activity¹ 	
	<ul style="list-style-type: none"> Percentage of population that is low income and does not live close to a grocery store¹ 	
	<ul style="list-style-type: none"> Percentage of population with adequate access to locations for physical activity¹ 	

The Trend Direction Over Time column indicates whether the value of an indicator has increased [⬆], decreased [⬇], fluctuated [↔], or stayed the same over time [⊕]. If a trend cannot be determined due to limited data, a hyphen [—] is included in the field.

1. Data Source: [County Health Rankings](#)

Access to Quality Dental Health Services

Regular dental care is an important aspect of optimal health. When communities have access to dental care, the residents are more likely to experience good physical, emotional, psychological, and social well-being.










WHAT MONTGOMERY COUNTY COMMUNITY MEMBERS REPORTED	TREND DIRECTION OVER TIME	
<ul style="list-style-type: none"> Long travel time to dental care services Lack of access to affordable dental care High cost of dental care Need more mobile dental services 	<ul style="list-style-type: none"> Portion of the county that falls within a Health Professional Shortage Area (HPSA)¹ 	
	<ul style="list-style-type: none"> Ratio of population to dentists¹ 	

The Trend Direction Over Time column indicates whether the value of an indicator has increased [⬆], decreased [⬇], fluctuated [↔], or stayed the same over time [⊕]. If a trend cannot be determined due to limited data, a hyphen [—] is included in the field.

1. Data Source: [County Health Rankings](#)



Access to Quality Primary Care Health Services

Primary care services are the first line of defense to prevent and treat common diseases and injuries in a community. Primary care resources include community health clinics, mobile health clinics, medications, and primary care providers. Communities where individuals have limited access to care are more likely to experience poorer quality of life and length of life.

WHAT MONTGOMERY COUNTY COMMUNITY MEMBERS REPORTED	TREND DIRECTION OVER TIME	
<ul style="list-style-type: none"> • Long wait times for health care services • Lack of access to health care services • Lack of access to an urgent care center • Lack of access to home health care services • Lack of access to health insurance • Barriers to prevention-related health care seeking and engagement • Poor proximity and availability of health care facilities • Limited hours of operation for health care services • Limited benefit health insurance plans • Need more access to medications • Health literacy barriers • Lack of transportation affecting access to primary care • High cost of health care (out-of-pocket costs) • High cost of prescription drugs • Need more free mobile health clinics • Need more free or low-cost community health clinics • Need more access to primary care providers • Need more holistic - mind, body, and spirit - health care • Need better patient-provider relationships 	<ul style="list-style-type: none"> • Percent of individuals without health insurance¹ 	
	<ul style="list-style-type: none"> • Population/Primary Care Provider (PCP) ratio² 	
	<ul style="list-style-type: none"> • Portion of the county that falls within a Health Professional Shortage Area¹ 	
	<ul style="list-style-type: none"> • Language/cultural barrier³ 	
	<ul style="list-style-type: none"> • Transportation barrier³ 	
	<ul style="list-style-type: none"> • Length of time since last visited a doctor or healthcare provider³ 	
	<ul style="list-style-type: none"> • Percentage of persons who identify that they have a personal doctor or healthcare provider³ 	
	<ul style="list-style-type: none"> • Percentage of individuals without a PCP³ 	
	<ul style="list-style-type: none"> • Amount of Medicare spending per enrollee¹ 	
	<p>The Trend Direction Over Time column indicates whether the value of an indicator has increased [↗], decreased [↘], fluctuated [↻], or stayed the same over time [↔]. If a trend cannot be determined due to limited data, a hyphen [—] is included in the field.</p> <p>1. Data Source: County Health Rankings 2. Data Source: Population Health Report (2010-2019) 3. Data Source: Health Survey Report, 2022</p>	

Access to Specialty and Extended Care

Specialty care is an extension of primary care and includes medical care services to treat specific health care problems. Specialty care, when needed, generally follows primary care. In addition to specialty care, extended care refers to medical services and treatment in the community that supports physical health and wellbeing and extends beyond primary care services, such as urgent care clinics, home health care, and the like.


WHAT MONTGOMERY COUNTY COMMUNITY MEMBERS REPORTED	TREND DIRECTION OVER TIME	
<ul style="list-style-type: none"> • Need more access to affordable urgent care clinics • Lack of access to home health care services for older adults • Lack of access to home health care services for people with disabilities 	<ul style="list-style-type: none"> • Percent of individuals without health insurance¹ 	
<ul style="list-style-type: none"> • Lack of transportation affecting access to specialty care • Need more specialty medical care services 	<ul style="list-style-type: none"> • Percent of community health survey respondents that indicate transportation to health care is a barrier¹ 	

The Trend Direction Over Time column indicates whether the value of an indicator has increased [⬆], decreased [⬇], fluctuated [↔], or stayed the same over time [↔]. If a trend cannot be determined due to limited data, a hyphen [—] is included in the field.

1. Data Source: [County Health Rankings](#)

Access to Technology

“Digital divide” is a phrase that describes the gap between communities that have access to reliable technology, such as internet service, computers, and cell phones, and communities who do not. The digital divide impacts access to health care. Increasing persons digital literacy and access is necessary to addressing health inequities and disparities leading to improvements in physical, emotional, psychological, and social well-being.



WHAT MONTGOMERY COUNTY COMMUNITY MEMBERS REPORTED	TREND DIRECTION OVER TIME	
<ul style="list-style-type: none"> • Lack of internet access • High cost of internet service • Lack of cell phone access • Lack of computer access • Lack of computer literacy 	<ul style="list-style-type: none"> • Percent of households with broadband internet connection¹ 	

The Trend Direction Over Time column indicates whether the value of an indicator has increased [⬆], decreased [⬇], fluctuated [↔], or stayed the same over time [↔]. If a trend cannot be determined due to limited data, a hyphen [—] is included in the field.

1. Data Source: [County Health Rankings](#)

Access to Transportation

Transportation among communities is critical for accessing health care services. There is growing concern among community residents that individuals will become increasingly transportation disadvantaged when attempting to access health care services. Expanding access to transportation can improve health and health equity by improving physical, emotional, psychological, and social well-being.











WHAT MONTGOMERY COUNTY COMMUNITY MEMBERS REPORTED	TREND DIRECTION OVER TIME	
<ul style="list-style-type: none"> • Lack of transportation affecting access to healthcare, such as medical appointments for primary care or specialty care • Proximity to public transportation is a barrier to accessing health and human services • Long travel distance to health and human services • High cost of transportation • Need more convenient public transportation routes in neighborhoods • Need more convenient public bus stops • Need more transportation options to access community resources and services 	<ul style="list-style-type: none"> • Percent of population living in a Census block within a quarter of a mile to a fixed transit stop¹ 	
	<ul style="list-style-type: none"> • Percent of community health survey respondents that indicate transportation to health care is a barrier² 	

The Trend Direction Over Time column indicates whether the value of an indicator has increased [⬆️], decreased [⬇️], fluctuated [⚡️], or stayed the same over time [⏸️]. If a trend cannot be determined due to limited data, a hyphen [—] is included in the field.

1. Data Source: [County Health Rankings](#)
2. Data Source: [Health Survey Report, 2022](#)

Active Living and Healthy and Nutritious Eating

Regular physical activity and healthy and nutritious eating is vital for overall health and well-being and disease prevention. Communities experiencing high social vulnerability are more likely to have challenges getting convenient, affordable, and reliable healthy foods and are often saturated with fast-food establishments serving unhealthy foods. The importance of engaging in regular physical activity and healthy and nutritious eating are key factors for a thriving community.

WHAT MONTGOMERY COUNTY COMMUNITY MEMBERS REPORTED	TREND DIRECTION OVER TIME	
<ul style="list-style-type: none"> • Lack of healthy food eating • Culturally inappropriate food solutions • Availability of affordable healthy and nutritious foods at primary and secondary schools • Physical inactivity • High cost of healthy foods • Need more virtual/online physical activity programs • Need more expanded access to healthy foods at food banks • Need more grocery or variety stores that sell healthy foods • Need more education about healthy foods and healthy eating • Need healthier low-cost “speed of service” (i.e., fast-food) food options 	<ul style="list-style-type: none"> • Percentage of children in public schools eligible for free or reduced-price lunch¹ 	
	<ul style="list-style-type: none"> • Diabetes mortality rate² 	
	<ul style="list-style-type: none"> • Diabetes Emergency Room (ER) visit rate² 	
	<ul style="list-style-type: none"> • Percent of adults who are overweight or obese² 	
	<ul style="list-style-type: none"> • Percent of adults with high blood pressure² 	
	<ul style="list-style-type: none"> • Length of time since adults last had blood cholesterol checked³ 	
	<ul style="list-style-type: none"> • Percentage of residents aged 20 years and older with no reported leisure-time physical activity³ 	
	<ul style="list-style-type: none"> • No physical activity in the last month³ 	
	<ul style="list-style-type: none"> • Percentage of adults who indicate they smoke³ 	
	<ul style="list-style-type: none"> • Percentage of adults who ever used e-cigarettes or electronic vaping products³ 	

The Trend Direction Over Time column indicates whether the value of an indicator has increased [↑], decreased [↓], fluctuated [↔], or stayed the same over time [↻]. If a trend cannot be determined due to limited data, a hyphen [—] is included in the field.






1. Data Source: [County Health Rankings](#)

2. Data Source: [Healthy Montgomery Core Measures](#)

3. Data Source: [Health Survey Report, 2022](#)







Cultural and Language Competence

Cultural and language competence refers to the ability of those bringing health and human services to the community, including health care providers and human services professionals, to deliver services that meet an individual's social, cultural, and language needs. Cultural and linguistic barriers to health care and human services contributes to lower quality, reduces that uptake of needed services that can improve well-being, and exacerbates health disparities.

WHAT MONTGOMERY COUNTY COMMUNITY MEMBERS REPORTED	TREND DIRECTION OVER TIME	
<ul style="list-style-type: none"> • Lack of bilingual and culturally competent mental health providers • Lack of bilingual and culturally competent health care providers • Lack of interpreters and language translation services in the health and human services professions • COVID-19 communication and engagement efforts with people from culturally and linguistically diverse communities • Culturally and linguistically appropriate health care services available throughout the community • Need more bilingual and culturally competent human services providers • Need more bilingual and culturally competent community health workers • Need more culturally and linguistically tailored, concise and plain language health and human services information 	<ul style="list-style-type: none"> • Language spoken at home other than English¹ 	
	<ul style="list-style-type: none"> • Race/Ethnicity¹ 	 <ul style="list-style-type: none"> ■ NH Blacks ■ Asian American/Pacific Islander ■ Hispanics
		 <ul style="list-style-type: none"> ■ NH White
	<ul style="list-style-type: none"> • Percentage of population not having a high school diploma² 	
	<ul style="list-style-type: none"> • Percentage of population having language barriers² 	
<p>The Trend Direction Over Time column indicates whether the value of an indicator has increased [↑], decreased [↓], fluctuated [↔], or stayed the same over time [↻]. If a trend cannot be determined due to limited data, a hyphen [—] is included in the field.</p> <p>1. Data Source: Census</p> <p>2. Data Source: County Health Rankings</p>		

Environmental Health

Environmental health focuses on the environmental conditions that affect our health and well-being. Environmental hazards, such as air pollution, water pollution, radon in the home, crowding, and other factors or conditions in the environment can increase the risk of human injury, disease, or death. Efforts to reduce and manage environmental hazards in the community can have positive effects on the physical, emotional, psychological, and social well-being of residents living in these communities.

WHAT MONTGOMERY COUNTY COMMUNITY MEMBERS REPORTED	TREND DIRECTION OVER TIME	
<ul style="list-style-type: none"> • Air pollution • Water pollution • Environmental hazards in home • Housing overcrowding 	<ul style="list-style-type: none"> • Lead poisoning in children aged 0-6¹ 	
	<ul style="list-style-type: none"> • Reports of health-related drinking water violations in a community within the county¹ 	
	<ul style="list-style-type: none"> • Average daily density of fine particulate matter in micrograms per cubic meter (PM 2.5)¹ 	
	<ul style="list-style-type: none"> • Percentage of unhealthy days/year² 	
	<ul style="list-style-type: none"> • Water quality indicators¹ 	
	<ul style="list-style-type: none"> • Radon¹ 	

The Trend Direction Over Time column indicates whether the value of an indicator has increased [⬆], decreased [⬇], fluctuated [↔], or stayed the same over time [↔]. If a trend cannot be determined due to limited data, a hyphen [—] is included in the field.

1. Data Source: [Population Health Report, 2022](#)

2. Data Source: [County Health Rankings](#)

Health and Human Services' System Navigation

Help in navigating health care and human services' systems and obtaining support services is necessary to improve health outcomes. Challenges in navigating the complex U.S. health care system may result in access barriers and has been associated with health disparities and may increase social vulnerabilities in communities.

WHAT MONTGOMERY COUNTY COMMUNITY MEMBERS REPORTED	TREND DIRECTION OVER TIME
<ul style="list-style-type: none"> • Challenges navigating the health care system • Challenges navigating government services • Lack of a centralized institution that directs and coordinates health and human services • Lack of awareness about the availability of health and human services • Lack of information about the availability of health and human services • Information about the availability of health and human services is not in plain language • More collaboration among health and human services providers • Need for more linguistically and culturally appropriate information about where to go for help to get health and human services • Need more help applying for health and human services programs 	<ul style="list-style-type: none"> • No data identified

Injury and Disease Prevention and Management

Prevention aims to reduce risks or threats to health. Injury and disease are the unfortunate result of challenges and barriers impacting access to health care. Prevention efforts and management strategies targeted to common injuries such as motor vehicle accidents or firearm incidents or diseases such as diabetes or obesity are important for community health improvement.

WHAT MONTGOMERY COUNTY COMMUNITY MEMBERS REPORTED	TREND DIRECTION OVER TIME		
<ul style="list-style-type: none"> • Smoking • Stress • Obesity • COVID-19 vaccine apprehension, stigma, and fear • Prevention-related health needs associated with not going for regular physical checkups • Heart disease • Diabetes • Cancer • Offer more smoking cessation classes • Focus on prevention in health education • Offer more chronic disease support services 	• Injury mortality age adjusted rate ¹	↗	
	• Injury related ER visit rate ¹	↘	
	• Motor vehicle deaths age adjusted rate ¹	~	
	• Motor vehicle related hospitalization ¹	~	
	• Fall mortality age adjusted rate ¹	~	
	• Fall related hospitalization rate ¹	↘	
	• Firearm mortality ¹	↗	
	• Firearm-related hospitalization rate ¹	↗	
	• Heart disease mortality rate ¹	↘	
	• Heart disease related ER visit rate ¹	↗	
	• Cerebrovascular disease (including stroke) mortality rate ¹	↗	
	• Cerebrovascular disease related ER visit rate ¹	↗	
	• Chronic lower respiratory disease (including COPD) mortality rate ¹	↘	
	• Chronic lower respiratory disease related ER visit rate ¹	↗	
	• Cancer incidence (overall, lung and bronchus, colon and rectum, female breast, prostate, melanoma of skin) ¹	See Population Health Surveillance Report starting on page 81	
	• Diabetes mortality rate ¹	↗	
• Diabetes related ER visit rate ¹	↘		

	<ul style="list-style-type: none"> • Infectious diseases (Campylobacteriosis, Vibriosis, Pertussis, Salmonellosis, Legionellosis, Rabies, Lyme Disease, Shiga Toxin producing E.coli) ¹ 	See Population Health Surveillance Report starting on page 92
	<ul style="list-style-type: none"> • Percent of Adults overweight or obese¹ 	↗
	<ul style="list-style-type: none"> • Tuberculosis incidence¹ 	↗
	<ul style="list-style-type: none"> • Sexually transmitted infections (Chlamydia, Gonorrhea, Syphilis, HIV) incidence¹ 	↗
	<ul style="list-style-type: none"> • Alzheimer’s disease mortality³ 	↘
	<ul style="list-style-type: none"> • Influenza & pneumonia mortality³ 	↘
	<ul style="list-style-type: none"> • COVID-19⁴ 	↘
	<ul style="list-style-type: none"> • Length of time since adults last had blood cholesterol checked⁴ 	↘
	<ul style="list-style-type: none"> • Percentage of adults who indicate they smoke, how often⁴ 	↘
	<ul style="list-style-type: none"> • Percentage of adults who ever use e-cigarettes or electronic vaping products⁴ 	↘

The Trend Direction Over Time column indicates whether the value of an indicator has increased [↗], decreased [↘], fluctuated [↔], or stayed the same over time [↻]. If a trend cannot be determined due to limited data, a hyphen [—] is included in the field.

1. Data Source: [Population Health Report \(2010-2019\)](#)












2. Data Source: [Maryland Department of Health MD-IBIS – Maryland’s Public Health Data Resource](#)

3. Data Source: [County Health Rankings](#)

4. Data Source: [Health Survey Report, 2022](#)

Maternal and Early Childhood Health

Supporting the health and well-being of during pregnancy, childbirth, and the postnatal period has important implications for the quality of life for both mother and child..

WHAT MONTGOMERY COUNTY COMMUNITY MEMBERS REPORTED	TREND DIRECTION OVER TIME	
<ul style="list-style-type: none"> Better access to family planning services and information needed 	<ul style="list-style-type: none"> Birth rate¹ 	
	<ul style="list-style-type: none"> Infant mortality rate¹ 	
	<ul style="list-style-type: none"> Teen birth rate¹ 	
	<ul style="list-style-type: none"> Percentage births among women aged 35-44¹ 	
	<ul style="list-style-type: none"> Percentage of births to unmarried women¹ 	
	<ul style="list-style-type: none"> Percentage of births to women without a high school education¹ 	
	<ul style="list-style-type: none"> Percentage of plurality births¹ 	
	<ul style="list-style-type: none"> Percentage of births with late or no prenatal care¹ 	
	<ul style="list-style-type: none"> Percentage of preterm births¹ 	
	<ul style="list-style-type: none"> Percentage of Low weight births and very low weight births¹ 	
<ul style="list-style-type: none"> Tobacco use during pregnancy¹ 		

The Trend Direction Over Time column indicates whether the value of an indicator has increased [↗], decreased [↘], fluctuated [↔], or stayed the same over time [↻]. If a trend cannot be determined due to limited data, a hyphen [—] is included in the field.

1. Data Source: [Population Health Report \(2010-2019\)](#)





Pedestrian Safety

Pedestrian safety requires that people have safe places to walk and play. Pedestrian safety is a shared responsibility between all members in the community. A community's focus on pedestrian safety can reduce unintended injuries among its residents. In addition, communities that promote a safe and comfortable environment for walking can motivate its residents to engage in physical activity.

WHAT MONTGOMERY COUNTY COMMUNITY MEMBERS REPORTED	TREND DIRECTION OVER TIME
<ul style="list-style-type: none"> • Maintenance of greenery on roadways and sidewalks • Potholes • Need more safe and accessible sidewalks • Need more walking trails 	<ul style="list-style-type: none"> • No data identified

Safe and Violence-Free Environment

When people feel safe from hurt or harm in their community and home, they experience improved physical, emotional, psychological, and social well-being. Efforts to prevent violent acts in neighborhoods and homes that affect health and quality of life are important to the well-being of the community.






WHAT MONTGOMERY COUNTY COMMUNITY MEMBERS REPORTED	TREND DIRECTION OVER TIME	
<ul style="list-style-type: none"> • Discrimination • Intensive police presence in community • Drug use • Intimate partner violence • Gang activity • Vandalism • Crime 	• Firearm mortality ¹	
	• Firearm-related hospitalization ¹	
	• Homicide deaths per 100,000 ¹	
	• Reported violent crime offenses per 100,000 ¹	

The Trend Direction Over Time column indicates whether the value of an indicator has increased [↗], decreased [↘], fluctuated [↔], or stayed the same over time [↻]. If a trend cannot be determined due to limited data, a hyphen [—] is included in the field.

1. Data Source: [County Health Rankings](#)

Social Associations and Community Connectiveness

Social associations and community connectedness, or the lack thereof, is a social determinant of health. Increasing opportunities for social associations and community connectiveness may improve health status and health outcomes.

WHAT MONTGOMERY COUNTY COMMUNITY MEMBERS REPORTED	TREND DIRECTION OVER TIME	
<ul style="list-style-type: none"> • Social isolation • Need for a social atmosphere that respects diversity • Need for more senior centers offering social gatherings • Need more family support services • Promoting stronger social connectedness 	<ul style="list-style-type: none"> • Percentage of population that is low income and does not live close to a grocery store¹ 	
	<ul style="list-style-type: none"> • Percentage of population with adequate access to locations for physical activity¹ 	
	<ul style="list-style-type: none"> • Percentage of adults reporting binge or heavy drinking¹ 	
	<ul style="list-style-type: none"> • Age-adjusted average number of physically unhealthy days reported in past 30 days¹ 	
	<ul style="list-style-type: none"> • Age-adjusted average number of mentally unhealthy days reported in past 30 days¹ 	
<p>The Trend Direction Over Time column indicates whether the value of an indicator has increased [↗], decreased [↘], fluctuated [↻], or stayed the same over time [↔]. If a trend cannot be determined due to limited data, a hyphen [—] is included in the field.</p> <p>1. Data Source: County Health Rankings</p>		

Waste Management


Managing the constant accumulation of waste from households, agriculture, and businesses through collection, source reduction, product reuse and recycling, treatment, and disposal is important for the health of the community and environment. Keeping neighborhoods and parks free of waste may help to promote health and build resilience within communities.

WHAT MONTGOMERY COUNTY COMMUNITY MEMBERS REPORTED	TREND DIRECTION OVER TIME	
<ul style="list-style-type: none"> • Cleaner neighborhoods and parks 	<ul style="list-style-type: none"> • No data identified 	

NEXT STEPS

Over 2,500 Montgomery County residents and stakeholders contributed to surveys and interviews to share what they believed to be the most pressing health needs, barriers, and issues in their communities. The findings from the CHNA, coupled with Human-Centered Design principles and the Mobilizing for Action through Planning and Partnerships (MAPP) framework, will be used to engage and involve community members in program design and implementation forums throughout the County to inform the Healthy Montgomery Community Health Improvement Plan (CHIP). The CHIP lays out a 5-year roadmap with implementation strategies for addressing community-identified health priorities. Cross-sector partners will be able to use the CHIP to address the health needs, barriers, issues, and priorities identified by community members. CHIP is the catalyst for achieving equitable health care for all Montgomery County residents.

[Link to full report online](#)



Report citation:

Montgomery County, Maryland,
Department of Health and Human Services,
Healthy Montgomery 2023 Community Health Needs
Assessment of Montgomery County, Maryland
Rockville, Maryland. 2023.