

Chain Saw Safety

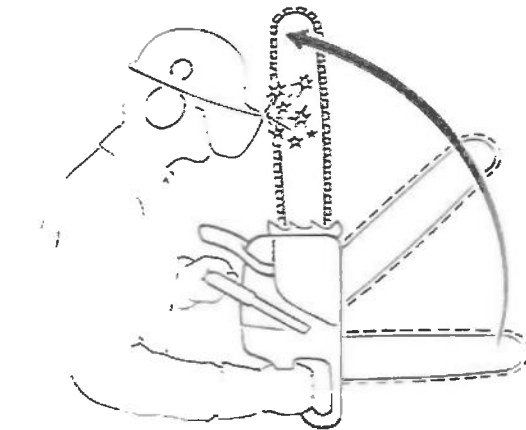


Chainsaw Safety

1. Never use a chainsaw alone. Using the three person saw team concept provides a lookout for overhead and surrounding hazards, cut debris removal, and allows the saw operator to focus on cutting. The saw operator maintains control of the saw while one crewmember removes cut debris and the other watches for hazards.
2. The saw should be started on the ground by placing your right foot into the rear handle. Activate the chain brake. Use your dominant hand to give strong brisk pull.

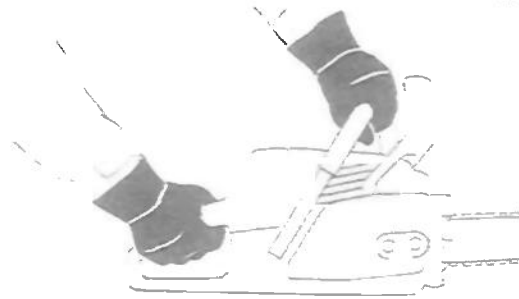


3. Kickback is a sudden rearward motion of the saw that occurs when the upper tip of the bar touches an object. The chain can come in contact with the operator and cause serious injury.

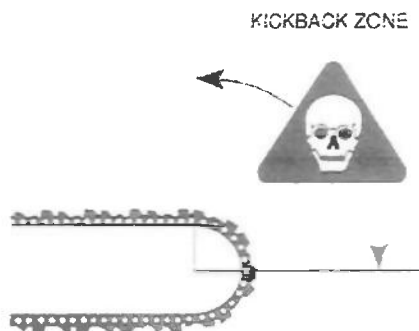


Kickback can be prevented by:


Proper Hand Grip



Do Not Cut Using Kickback Zone of the Bar



Avoid off-balance working positions (Do not work higher than chest level)

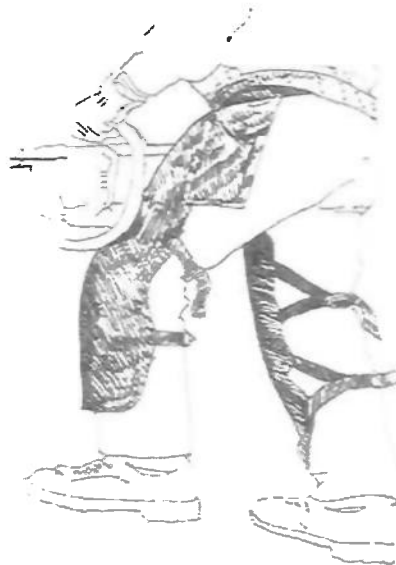


Avoid inadvertent contact with the tip of the bar.



Cutting at full speed
Using Proper working techniques
Using a saw that has a chain brake (mandatory)
Staying focused and alert to the possibility of kickback

4. Safe operation includes the use of leather gloves, eye protection, hearing protection, helmet, and saw chaps for the chain saw operator and all other personnel on the saw team.

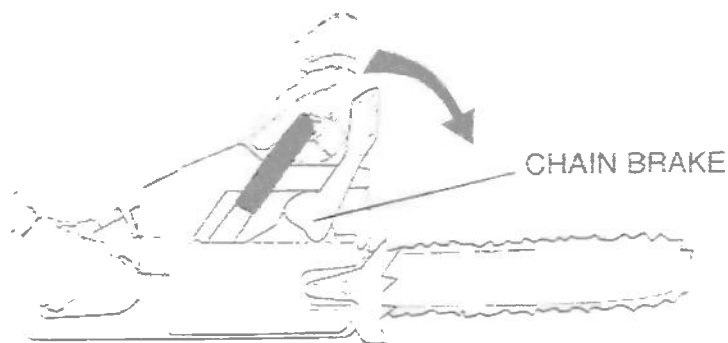


5. Do not work under hazard trees and watch out for falling branches (widow makers). Flag hazard trees with ribbon to warn others.



6. ****WARNING**** The execution of felling a tree requires a thorough understanding of falling operations and experience in woodcutting. The fireground is not the place for novice saw operators. Trees weakened by fire damage are even more dangerous. If you do not have previous training and experience, stay away from the saw. If you are asked or ordered to drop a tree that is unsafe, refuse and involve the safety officer if necessary. Flag the hazard tree as a warning to others.
7. The chain brake should be manually activated before starting the saw, when taking more than two steps with the saw, and when holding the saw with one hand.

ACTIVATE THE CHAIN BRAKE



8. Limbing or bucking up a downed tree is also dangerous if the mechanics of tree binds are not understood. Again, if you do not have previous training and experience stay away from the saw. The operation of a saw under the guidance of an experienced operator is a good way to increase your ability to use chain saws safely.
9. After fueling the saw the operator should move at least ten feet away from the fueling site before starting the saw.

