



**MONTGOMERY COUNTY FIRE AND RESCUE SERVICE
DRIVER/OPERATOR TRAINING PROGRAM**

**EMERGENCY VEHICLE DRIVER/OPERATOR
TRAINING COMPETENCIES
TOWING A TRAILER (<10,000lbs)**

Trainee Name: _____ **ID#** _____ **Station:** _____

Primary Mentor: _____

Towing Unit Stock #: _____ Brush Truck Utility Boat Support

Trailer Type: Boat ATV/UTV Air Compressor Other: _____

Supervisor Name: _____

<i>I have reviewed and confirmed that all competencies are completed for this trainee:</i>	
Supervisor Signature	Date

Upon completion, distribute hardcopies of the completed documentation as follows:

- Safety Section Chief
- Battalion Chief
- MCFRTA Driver Training
- Supervisor File
- Employee

Route original documents to the trainee’s PSHQ or LFRD Personnel File.

Prior to entering trainee status for towing a trailer, the trainee must be qualified by MCFRS to operate the towing vehicle.

Section	Competencies	Evaluator Initials	Date Completed
1.0	Towing Vehicle Inspection and Driving Preparation		
1.1	Trainee will explain the purpose of a pre-trip vehicle inspection, routine maintenance, and supporting documentation.		
1.2	Trainee will identify and inspect major vehicle components, including as applicable for towing: <ul style="list-style-type: none"> • Hitch/receiver mechanism • Trailer brake controller system • Electrical connections for trailering • Tires and Suspension 		
1.3	Trainee will explain safety checks and adjustments made to prepare for emergency vehicle driving and towing.		

<i>Section</i>	<i>Competencies</i>	<i>Evaluator Initials</i>	<i>Date Completed</i>
1.4	Trainee will identify the GVWR and towing capacity of the vehicle; including the hitch rating.		
2.0 Trailer Inspection and Driving Preparation			
2.1	Trainee will explain the purpose of a pre-trip trailer inspection, routine maintenance, and supporting documentation.		
2.2	Trainee will identify and inspect major trailer components as applicable, including: <ul style="list-style-type: none"> • Coupler and tongue mechanism • Safety chains • Service Brake system • Emergency/breakaway brake system • Electrical system • Tires and Suspension • Frame • Tie-down anchor points 		
2.3	Trainee will explain daily, weekly, and monthly routine maintenance required for the trailer.		
2.4	Trainee will explain safety checks and adjustments made to prepare for towing the trailer; including securement of ramps, hatches, or doors.		
2.5	Trainee will explain the apparatus and equipment defect reporting procedures for the trailer.		
2.6	Trainee will identify trailer height, weight, length and width.		
3.0 Trailer Loading and Load Securement			
3.1	Trainee will explain the concept of trailer stability and the role of tongue weight and load distribution. Trainee will explain the effects of too much weight, too little weight, and neutral weight on the tongue.		
3.2	Trainee will demonstrate the stowing and securing of loose tools or equipment typically assigned to the trailer.		
3.3	Trainee will demonstrate the deployment, stowing, and use of any auxiliary equipment that accompanies the trailer. <ul style="list-style-type: none"> a) Winches b) Ramps c) Tie-downs 		
3.4	Trainee will demonstrate the loading, unloading, and securement of the specific cargo assigned to the trailer: <ul style="list-style-type: none"> a) ATV or UTV b) Boat 		
3.5	Trainee will demonstrate the ability to estimate or identify the loaded trailer weight and compare it to the loaded weight of the towing vehicle.		
4.0 Connecting the Trailer for Towing			
4.1	Trainee will position the towing vehicle for trailer connection.		
4.2	Trainee will demonstrate use and stowing of the trailer jack stand.		

Section	Competencies	Evaluator Initials	Date Completed
4.3	Trainee will demonstrate alignment, connection, and locking of the coupling mechanism. a) Candidate will identify the ball and coupler sizes match		
4.4	Trainee will demonstrate connection of the safety chains between the tow vehicle and trailer.		
4.5	Trainee will demonstrate connection of the breakaway chain between the tow vehicle and trailer.		
4.6	Trainee will complete electrical connections between the tow vehicle and trailer.		
4.7	Trainee will demonstrate completion of a final safety check prior to travel.		
5.0 Operating an Emergency Vehicle while Towing			
5.1	Trainee will explain the cause of trailer sway during travel and corrective measures.		
5.2	Trainee will describe speed adjustment concepts when towing trailers not equipped with brakes.		
5.3	Trainee will describe cargo-specific positioning considerations upon arrival at an incident scene. a) Loading/unloading area requirements b) Proximity and access to incident location c) Traffic safety concerns		
5.4	Trainee will describe the function of electric trailer brakes and brake controller if applicable (<i>MD requires on trailers >3,000lbs</i>). a) Reasons for adjusting the controller b) Demonstrate adjustment of the controller		
5.5	Trainee will describe the operation of trailer surge brakes if applicable.		
5.6	Trainee will describe the operation of emergency breakaway brakes if applicable.		
5.7	Trainee will explain defensive driving techniques and legal requirements for non-emergency travel.		
5.8	Trainee will explain defensive driving techniques and privileges granted during emergency travel.		
6.0 Driving Proficiency			
6.1	Trainee will successfully complete all of the closed-course driving exercises as defined in these competencies while pulling the trailer using a rear-mounted hitch. a) Straight line backing b) 90° backing c) 90° turn and backing		
6.2	If applicable to the towing vehicle, trainee will successfully complete all of the closed-course driving exercises as defined at the end of these competencies maneuvering the trailer using a front-mounted hitch.		

Section	Competencies	Evaluator Initials	Date Completed
6.3	Specific to boat trailers, the trainee will successfully position the trailer at least twice to complete a boat launching operation. Success requires positioning the boat for launch in under 2 minutes from the time the vehicle is placed into reverse at the entrance to the ramp. <i>Record the names of the boat ramps below.</i>		
	1 st Ramp Location:		
	2 nd Ramp Location:		
7.0 Public Roadway Driving Experience			
7.1	Trainee will complete a minimum of 2 hours of supervised non-emergency driving on public roadways. These hours will be documented using a Towing Vehicle Driving Log.		
8.0 Towing Vehicle Functions			
8.1	Trainee will demonstrate use of 12v DC emergency and auxiliary lighting.		
8.2	Trainee will demonstrate use of 110v AC inverter or generator accessories.		
8.3	Trainee will demonstrate use, knowledge, and limitations of applicable all-wheel drive features. a) Locking hubs b) Engagement of four-wheel drive in high range c) Engagement of four-wheel drive in low range		
8.4	Trainee will demonstrate use, knowledge, and limitations of winch equipment. a) Controller connection and function b) Length and inspection of winch cable c) Winch capacity rating d) Winch clutch engagement e) Safe personnel positioning f) Anchor selection when freeing a stuck vehicle g) Vehicle positioning and preparation when using the winch to pull other vehicles or objects		
8.5	Trainee will demonstrate usage of radio system hardware in the tow vehicle, including changing talk groups, emergency activations, volume controls, intercom systems, and associated accessories.		
	a) Mobile Radio		
	b) Portable Radio		

TRAILER TOWING DRIVER/OPERATOR PUBLIC ROADWAY TRAINING LOG

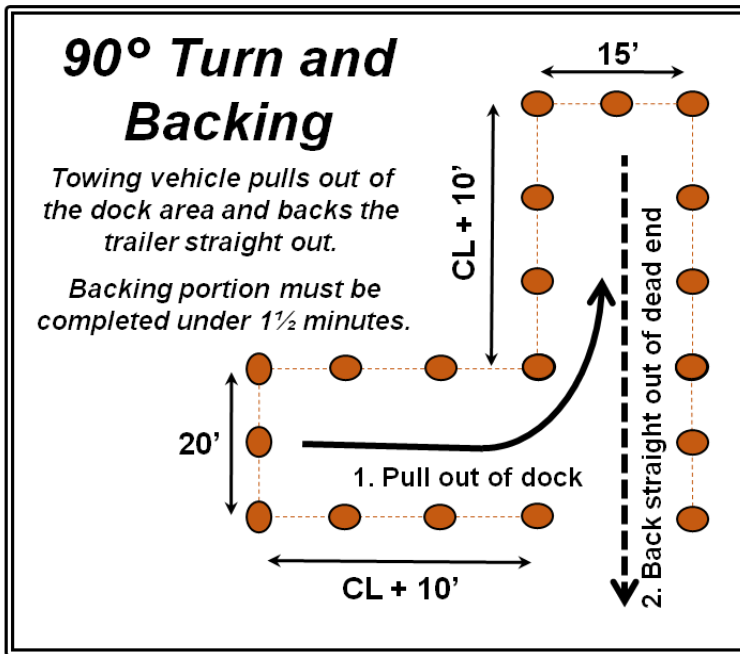
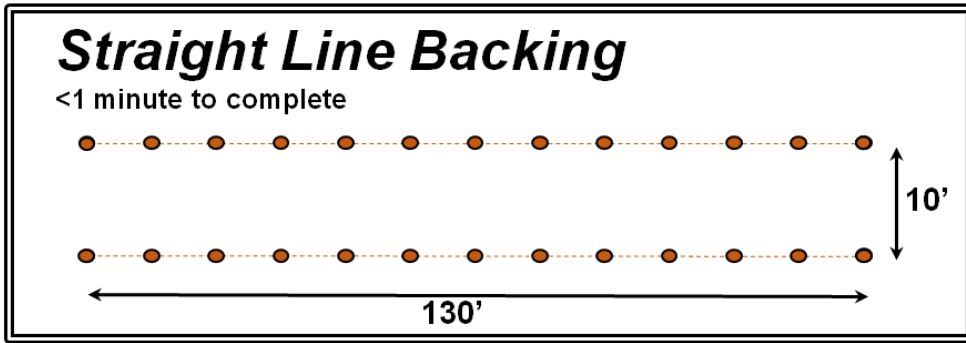
Candidate Name: _____ ID# _____

Station/Shift/Dept: _____ Mentor: _____

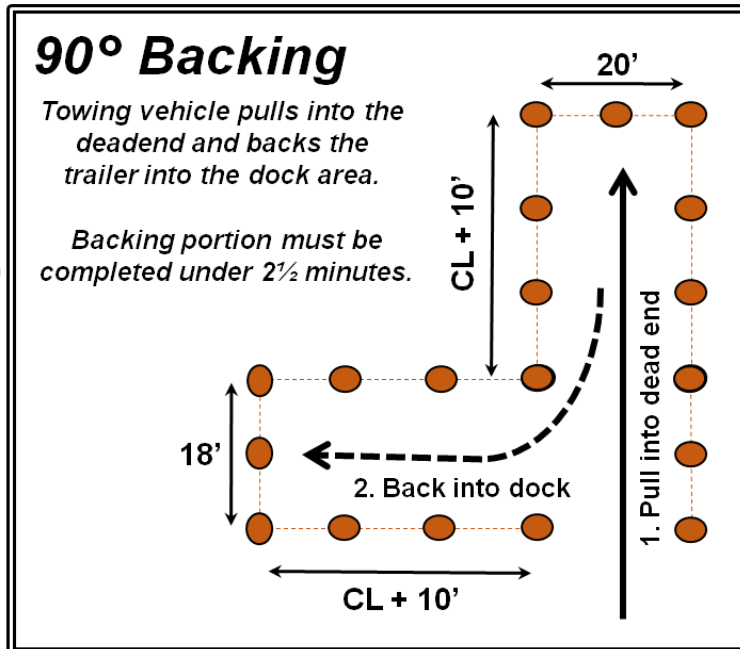
Date	Towing Unit	Hours	Supervisor Signature

Trainees must complete a minimum of 2 hours of supervised driving on public roadways.

DRIVING PROFICIENCY EXERCISES



Vehicle in reverse: - - - - -
 Vehicle moving forward: ————
 CL = combined length of
 towing vehicle and trailer
 when coupled



Vehicle in reverse: - - - - -
 Vehicle moving forward: ————
 CL = combined length of
 towing vehicle and trailer
 when coupled