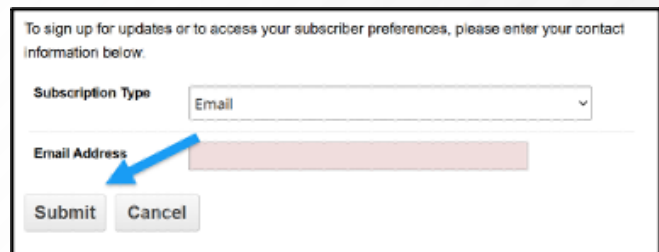
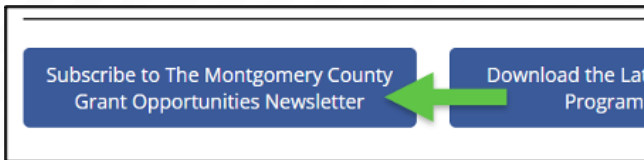




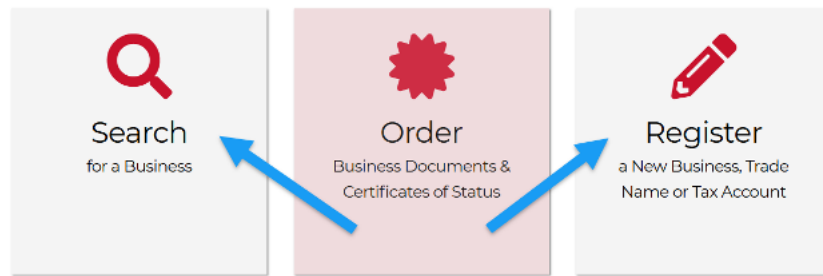
5 STEPS TO PREPARE FOR MONTGOMERY COUNTY GRANTS

Interested in applying for Montgomery County Government grants? Follow these steps to ensure you're ready to apply and stay informed about grant opportunities.

- 1. Visit OGM's County Website. (<https://montgomerycountymd.gov/ogm/>)**
This site is your one-stop for all County grant information. Learn about current County grant opportunities, find grant support resources, and sign up for our weekly Newsletter.
- 2. Create a Profile on OGM's Euna Grants/eCivis Platform (<https://portal.ecivis.com/#/login>)**
Visit the platform at Euna Grants to create your profile. This platform will be used by OGM to collect applications and manage awards for most County grant programs. Explore the platform, set up your profile, and add any colleagues who will be involved in grant applications. Your profile can be used for all OGM grant opportunities moving forward.
- 3. Subscribe to the OGM Newsletter. (<https://www.montgomerycountymd.gov/ogm/>)**
Receive updates on new grant programs, trainings, and OGM news. To sign up, visit OGM's website, scroll to the middle of the page, and click the "Subscribe to The Montgomery County Grant Opportunities Newsletter" button. Enter your email and click "Submit."



- 4. Maintain Good Standing with SDAT. (<https://egov.maryland.gov/businessexpress/>)**
Ensure your organization is registered and in Good Standing with the Maryland Department of Assessment and Taxation (SDAT). This status is required to receive grants and payments.



- 5. Register with CVRS. (<https://azex32.montgomerycountymd.gov/cvrs>)**
To receive grant payments, your organization must be registered in Montgomery County's Vendor Registration System (CVRS). Keep your registration current and sign up for ACH to get funds faster.

